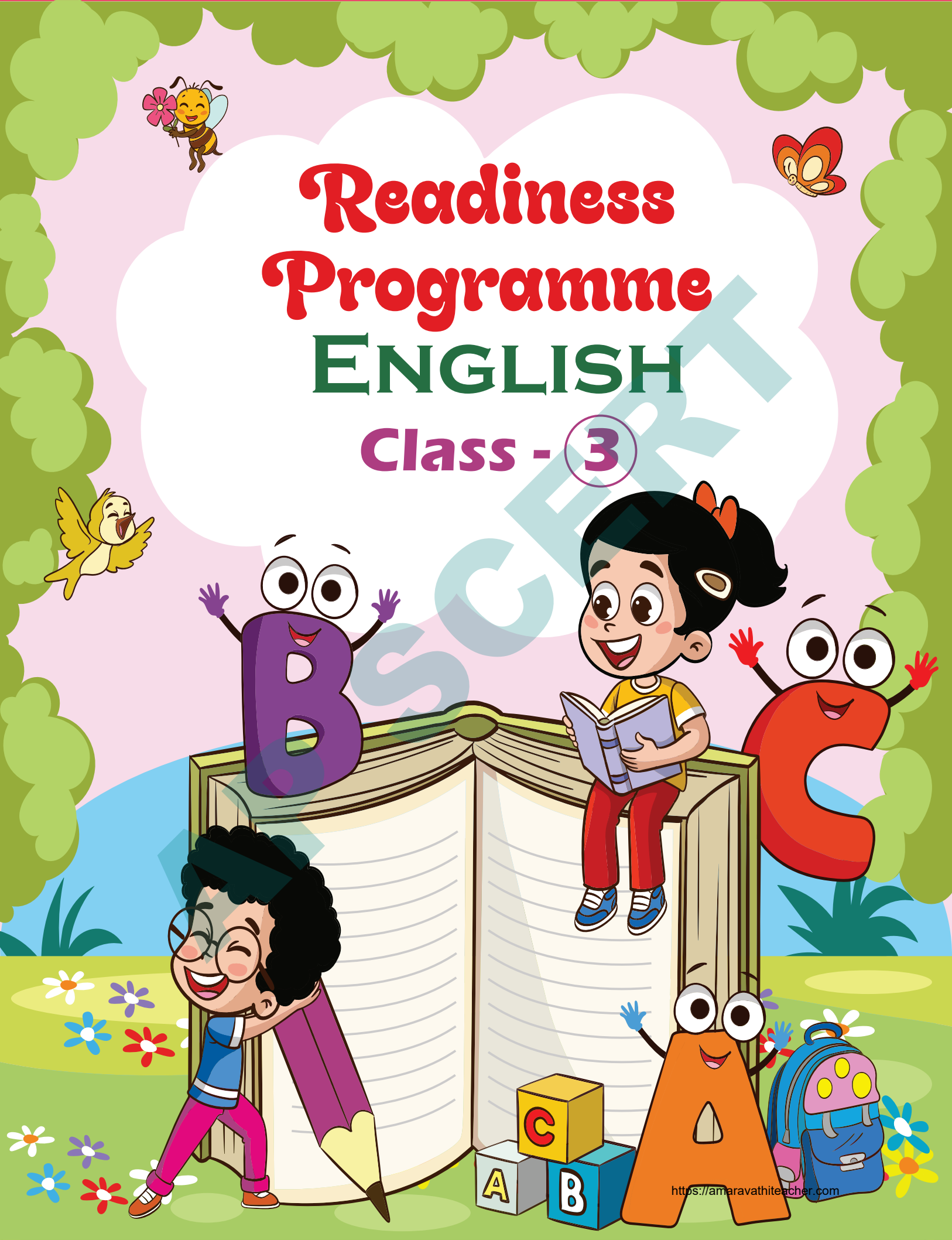


Readiness Programme ENGLISH Class - 3



HAPPY START

DAY 1

GO WITH THE ALPHABET
(A to H)



Learning Outcomes

Learners will be able to:

- Identify and read the letters A-H along with their sounds.
- Recognise and match the uppercase letters with the lowercase from A-H.
- Respond to oral instructions and participate in interactive tasks.



Teacher Activity



Activity -1: Let us Recite and Dance

Recite the rhyme with actions and ask the students to follow.



A is for apple, red and sweet,



B is for ball, that bounces on the street.



C is for cat, that purrs while it naps,



D is for dog, that wags its tail in laps.

E is for elephant, big and grey,

F is for frog, that jumps away.

G is for giraffe, with a neck so tall,

H is for hat, that fits us all.



Activity 2 : Let us Learn

Say each letter aloud and ask the students to repeat after you.

A	B	C	D	E	F	G	H
a	b	c	d	e	f	g	h

Let us Listen and Respond

Ask students to answer the following questions.

1. Which letter comes after 'E'?
2. What is the corresponding small letter for 'H'?
3. Which letter comes between 'd' and 'f'?

DAY 1

GO WITH THE ALPHABET
(A to H)



Student Activity



(Note to the teacher: Display the letters A to H on a chart or green board and ask students to show the letter they read.)

Activity - 1 : 'Listen - Say - Point'

Call out any letter from A to H. Then the students repeat the letter and show that letter on the chart/green board.

e.g : Say 'B'. Then the students repeat and show the letter 'B' on the chart.

Activity - 2 : Write the missing letter in the spaces given below.

A	B	C		E	F	G	
a		c	d	e		g	

Activity - 3: Match the capital letters with their corresponding small letters.

Capital letter

Small letter

A
B
C
D
E
F
G
H

f
c
a
e
b
g
h
d

Activity - 4: Trace and copy the letters.

Aa Bb Cc Dd Ee Ff Gg Hh

DAY 2

GO WITH THE ALPHABET (I to P)

Learning Outcomes

Learners will be able to:

- Identify and read the letters I-P along with their sounds.
- Recognise and match the uppercase letters with the lowercase from I-P.
- Respond to oral instructions and participate in interactive tasks.

Teacher Activity

Activity -1: Let us Recite and Dance

Recite the rhyme with actions and ask the students to follow.



I is for igloo, cold and bright,

J is for jelly, sweet as light.

K is for kite, that soars up high,

L is for lion, with a thunderous sigh.

M is for moon, that glows at night,

N is for nest, where birds take flight.

O is for ocean, with waves that roll,

P is for puppy, who loves to stroll.



Activity 2 : Let us Learn

Say each letter aloud and ask the students to repeat after you.

I	J	K	L	M	N	O	P
i	j	k	l	m	n	o	p

Let us Listen and Respond

Ask students to answer the following questions.

1. Which letter comes after 'M'?
2. What is the corresponding small letter for 'N'?
3. Which letter comes between 'k' and 'm'?



Student Activity



(Note to the teacher: Display the letters I to P on a chart or green board and ask students to show the letter which they read.)

Activity - 1 : 'Listen - Say - Point'

Call out any letter from I to P. Then the students repeat the letter and show that letter on the chart/green board.

e.g : Say 'K'. Then the students repeat and show the letter 'K' on the chart.

Activity - 2 : Write the missing letter in the spaces given below.

I	J	K	L		N	O	
	j		l	m	n		p

Activity - 3: Match the capital letters with their corresponding small letters.

Capital letter

Small letter

I
J
K
L
M
N
O
P

k
i
m
j
n
p
l
o

Activity - 4: Trace and copy the letters.

Ii Jj Kk Ll Mm Nn Oo Pp

Learning Outcomes

Learners will be able to:

- Identify and read the letters Q-Z along with their sounds.
- Recognise and match the uppercase letters with the lowercase from Q-Z.
- Respond to oral instructions and participate in interactive tasks.



Teacher Activity



Activity -1: Let us Recite and Dance

Recite the rhyme with actions and ask the students to follow.



Q is for queen, with a royal crown,

R is for rabbit, who hops in town.

S is for sun, shining bright and bold,

T is for tiger, with stripes of gold.

U is for umbrella, used in the rain,

V is for violin, with a soothing strain.

W is for whale, the biggest in the sea,

X is for x-ray, showing bones clearly.

Y is for yellow, a colour so bright,

Z is for zebra, with stripes black and white.



Activity 2 : Let us Learn

Say each letter aloud and ask the students to repeat after you.

Q	R	S	T	U	V	W	X	Y	Z
q	r	s	t	u	v	w	x	y	z

Let us Listen and Respond

Ask students to answer the following questions.

1. Which letter comes after 'W'?
2. Which letter comes before 'S'?
3. Which letter comes between 'T' and 'V'?



Student Activity

(Note to the teacher: Display the letters Q to Z on a chart or green board and ask students to show the letter which they read.)

Activity - 1 : 'Listen - Say - Point'

Call out any letter from Q to Z. Then the students repeat the letter and show that letter on the chart/green board.

e.g : Say 'R'. Then the students repeat and show the letter 'R' on the chart.

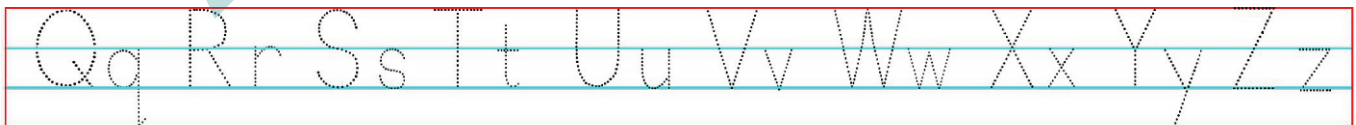
Activity - 2 : Write the missing letter in the spaces given below.

Q		S	T	U		W	X		Z
	r	s			v	w		y	

Activity - 3: Match the capital letters with their corresponding small letters.

Capital letter	Small letter	Capital letter	Small letter
Q	r	V	x
R	t	W	y
S	u	X	w
T	q	Y	z
U	s	Z	v

Activity - 4: Trace and copy the letters.



Learning Outcomes

Learners will be able to:

- Learn how to greet during different timings in a day.
- Identify and use keywords related to greetings (good morning, good afternoon, good evening, good night).
- Develop vocabulary related to the theme.



Teacher Activity



Activity - 1: Let us Recite

Recite the rhyme with actions and ask the students to follow.

Good morning, good morning, how are you?
 I'm fine, I'm fine, thank you, too!
 The sun is shining bright and bold,
 Today will be a day to hold.
 Let's learn, let's play, let's have fun,
 A happy day has just begun!



Activity - 2: Let us Listen and Read

Greetings

When I meet someone,
 I say 'Namaste'.



When I meet someone in the morning, I say 'Good morning'.



When I meet someone in the afternoon, I say 'Good afternoon'.



When I meet someone in the evening, I say 'Good evening'.



When I go to bed, I say 'Good night'.

Ask the students the following questions to respond:

1. How do you greet someone in the morning?
2. What do you say before you go to bed?



Student Activity

Activity - 1: Let us Write

Observe the pictures and choose the right option to fill the blanks.



Good _____
(morning / night)



Good _____
(afternoon / night)

Activity - 2: Let us write

Write the four ways of greeting. One is done for you.



Activity - 3: Fill in the blanks with the correct words: 'you, are, am'.

1. How _____ you?
2. How do _____ do?
3. I _____ fine. Thank you.

Activity -4: Choose the correct answer and circle it.

1. How do you greet people in the morning?
Good morning / Good afternoon / Good night
2. How do you greet someone in the afternoon?
Good morning / Good afternoon / Good night
3. How do you greet your friends in the evening?
Good morning / Good afternoon / Good night
4. How do you greet people when you go to bed?
Good morning / Good afternoon / Good night

Learning Outcomes**Learners will be able to :**

- Identify and name the family members (mother, father, brother, sister etc).
- Answer simple questions in a word about their family members.
- Use theme related vocabulary in short speaking and writing tasks.

**Teacher Activity****Activity - 1: Let us Recite**

Recite the rhyme with actions and ask the students to follow.

My father helps me every day,
 My mother smiles in every way.
 My sister laughs and loves to play,
 My brother reads with me today.
 With grandma's tales and grandpa's cheer,
 My family keeps me close and near.



Ask the students to respond the following questions.

1. Who tells you tales at home?
2. Does your mother smile at you as it is every way?
3. Does your sister love to play with you? (Yes/No)

Let us Practise: Mother, Father, Sister, Brother, Grandmother,
 Grandfather, Uncle, Aunt, Cousin

Activity 2 : Let us Think and Respond

Display the above rhyme, drill the words related to the family members and conduct a matching exercise in the worksheet.

e.g. : mother, father, sister, brother, grandmother, grandfather, uncle, aunt, cousin etc.


Activity 3 : Let us Write

Conduct dictation on the above practice words related to the family members and guide them write on their own.


Student Activity

Activity - 1: Vocabulary

Fill the missing letters in the blanks.



f _ _ t _ _ e _ _ _



s _ _ s _ _ e _ _ _



m _ _ t _ _ e _ _ _

Activity - 2: Match the following. (Refer to the rhyme)

Family member

Things they do

- | | | |
|----------------|-----|-----------------------------|
| 1. Mother | () | A. tells stories |
| 2. Brother | () | B. smiles in every way |
| 3. Grandmother | () | C. reads with me |
| 4. Sister | () | D. helps me every day |
| 5. Father | () | E. plays many games with me |

Activity -3: Fill in the blanks with 'He / She'.

1. Varshith is my brother. _____ reads with me at home.
2. Vaishu is my sister. _____ is a student of Class 5.
3. Ramesh is my uncle. _____ is a teacher.
4. Mamatha is my aunt. _____ helps me a lot.

Learning Outcomes

Learners will be able to:

- Identify the good habits.
- Differentiate between good and bad habits.
- Develop vocabulary related to the theme 'Good Habits'.




Teacher Activity

Activity - 1: Let us Recite

Recite the rhyme with actions and ask the students to follow.

Early to bed and early to rise
Greet 'Good Morning' and say 'Good Morning'
Brush your teeth and wash your face
Comb your hair and trim your nails
Clean your hands before and after meals
Following good habits make you good !



Activity 2: Let us Listen and Respond

Ask the students a few interactive questions and encourage them to respond.

1. What do you say to greet someone in the morning?
2. What should we do before and after meals?
3. Underline any three good habits from the above song.

Activity 3: Let us Learn

Read the following words related to good habits with actions and ask the students to follow them.

Good Habits



brushing



washing



combing



bathing



eating



reading



walking



trimming

Student Activity



Activity - 1: Vocabulary

Read aloud the following words.

brush	wash	eat	trim	bathe	clean
read	walk	watch	comb	learn	help

Activity 2: Let us Speak

Observe the following picture and speak in turns.



e.g: 1. The girl is brushing her teeth.

Activity 3: Fill in the blanks with the verbs 'am / is / are'.

- I _____ Rahul. I _____ brushing my teeth.
- She _____ Sita. She _____ combing her hair.
- He _____ Mohan. He _____ eating a cake.

Activity 4: Trace and copy the following words in the space given below.

Good morning, teeth, meal, brush, face, nail

Learning Outcomes**Learners will be able to:**

- Know and understand the healthy food items.
- Differentiate between healthy and junk food.
- Express and share ideas with others in real life.

**Teacher Activity****Activity 1: Let us Read and Respond**

Read the paragraph aloud and ask the students to listen carefully and respond to the questions that follow:

Food gives us energy to work and play. Eating healthy food like vegetables, fruits, nuts, milk etc., keeps us healthy. Eating junk food like packed foods, noodles, samosas, chocolates etc., keeps us unhealthy.

Now, answer the following questions:

1. What does food give us?
2. Which food makes us unhealthy?
3. Do you like to drink milk?

Activity 2: Let us Speak

Display pictures of healthy and junk food items and ask the students to identify and speak about them.

Healthy Food**Junk Food**

- Name the healthy food items that we should eat for good health.
- What are the junk foods that keep us unhealthy?



Student Activity



Activity -1: Read and circle the names of junk food items below.

mango	ice-cream	milk	apple	samosa
fish	chocolate	pizza	carrot	

Activity -2: Write the plural forms for the following by adding '-s'/'-es'.

1. apple _____



2. mango _____



3. carrot _____



4. potato _____



Activity -3: Let us Practise

Trace and copy the following words in the space given below.

healthy food, junk food, chocolate, carrot, vegetable



Learning Outcomes**Learners will be able to:**

- Identify and know how different festivals are celebrated in India.
- Recognise values like sharing, togetherness and kindness.
- Develop vocabulary related to 'Festivals' and share ideas with others in real life.


**Teacher Activity****Activity-1: Let us Read and Respond**

Read the paragraph aloud and ask the students to listen carefully and respond to the questions that follow:

Festivals make our lives happy and colourful. We celebrate many festivals like Diwali, Holi, Ramzan and Christmas. People decorate their homes and wear new clothes during festivals. Families come together, pray and share tasty food. Festivals teach us to love, share and help others. They bring joy and unite people from different cultures.

Now, answer the following questions.

1. Name any two festivals mentioned in the passage.
2. What do people do at festivals?
3. What do festivals teach us?

**Activity-2: Let us Speak**

Read out the following words aloud and ask the students to repeat after you.

Diwali Holi Ramzan Christmas Sankranti
Bakrid Vinayaka Chavithi Dussehra

Activity 3: Let us Write

After the oral practice, dictate the above words and ask the students to write them in their workbooks.



Student Activity

**Activity - 1: Answer the following questions.**

1. Festivals teach us to _____. ()
 a) quarrel b) feel sad c) help each other d) help nobody
2. Festivals bring us _____. ()
 a) money b) joy c) sadness d) none of these
3. Which of these is not a festival? ()
 a) Bakrid b) Diwali c) Kuchipudi d) Christmas
4. Which of these is called the 'Festival of colours'? ()
 a) Sankranthi b) Bakrid c) Christmas d) Holi
5. 'Sankranthi' is celebrated in the month of _____. ()
 a) November b) December c) January d) February

Activity 2: Read the following sentences and write 'T' for TRUE and 'F' for FALSE.

1. Festivals bring us joy and unite people. ()
2. People do not share food during festivals. ()
3. Wearing new clothes is common during festivals. ()
4. Sankranthi is known as the harvest festival. ()
5. Christmas is celebrated in the month of December. ()

Learning Outcomes

Learners will be able to:

- Know the names of various flowers and fruits.
- Differentiate between flowers and fruits.
- Express and share ideas with others in real life.




Teacher Activity

Activity -1: Let us Recite

Recite the rhyme with actions and ask the students to follow.

In the garden bright and sweet,
Fruits and flowers gently meet.
Roses bloom in colours bright,
Mangoes ripen in the sunlight.
Nature's gifts for all to see -
Fresh and lovely as can be!



















Let us Practise

Flowers - Rose, Marigold, Jasmine, Lily, Lotus, Hibiscus, Tulip, etc.

Fruits - Mango, Apple, Orange, Grapes, Banana, Guava, Kiwi, Papaya, etc.

Activity -2 : Let us Speak

Show pictures of fruits and flowers, read aloud their names as shown below and ask the students to repeat after you.

							
Apple	Mango	Banana	Orange	Grapes	Papaya	Guava	Custard apple
							
Rose	Lily	Lotus	Sunflower	Marigold	Hibiscus	Jasmine	Tulip

 Student Activity

Activity - 1: Answer the following questions.

1. Which of these is a flower? ()
 a) Apple b) Lily c) Mango d) Papaya
2. Which of these is a fruit? ()
 a) Guava b) Rose c) Tulip d) Jasmine
3. Which of these is not a fruit? ()
 a) Banana b) Apple c) Marigold d) Grapes
4. The Sunflower is _____ in colour. ()
 a) Red b) Blue c) Green d) Yellow
5. _____ is known as 'The king of fruits'. ()
 a) Mango b) Guava c) Orange d) Lemon

Activity -2: Read the following and circle the odd one out.

1. Papaya Lotus Mango Custard apple
2. Marigold Lily Jasmine Pineapple
3. Hibiscus Guava Kiwi Pomegranate
4. Jackfruit Jasmine Sunflower Daisy

Activity -3: Trace and copy the following words in the space given below.

Marigold Tulip Orange Banana



Learning Outcomes**Learners will be able to:**

- Identify and understand basic game rules.
- Talk about different sports and games.
- Develop vocabulary related to 'Games and Sports' and differentiate between them.

**Teacher Activity****Activity - 1: Let us Recite**

Recite the rhyme with actions and ask the students to follow.

We kick the ball, we run and play,
Swing the bat, then shout hooray!
Jump rope high, count one, two, three,
Slide down the slide, as happy as can be.
Tag and chase, let's laugh all around,
Games and sports make our day very sound!

**Activity - 2: Let us Learn**

football

basketball

tennis

hockey

cricket

kabaddi

kho-kho

chess

carrom

Activity - 3: Let us Listen and Respond

Ask the students to respond the following questions.

1. Which game do you like?
2. Which games are played with a bat and ball?
3. Name some indoor games.



Student Activity



Activity - 1: Choose the right word to fill the blanks.

teamwork rules queue obey

1. You should go to the playground in a _____.
2. Always believe in _____.
3. We should follow the game _____.
4. We should _____ our teachers.

Activity - 2: Write the name of the following games.



Activity - 3: Complete the following sentences using the verbs 'am / is / are'.

1. India _____ my country.
2. They _____ playing Kho-Kho now.
3. I _____ a student of Class 3.

Activity - 4: Write any two rules while playing in the ground. One is done for you.

e.g. Be obedient to the teacher / referee.

1. _____
2. _____

Learning Outcomes**Learners will be able to:**

- Describe how a bus stop looks like.
- Develop and use simple vocabulary related to the theme in real life situations.
- Express and share personal feelings of a bus travel with others in simple words

**Teacher Activity****Activity 1: Let us Interact**

Ask the students to observe the picture carefully and respond to the following questions.



1. What do you see in the picture?
2. Have you ever travelled in a bus?
3. Who gives you the ticket on the bus?

Activity 2: Let us Practise

Read out the following words aloud and ask the students to repeat after you.

**bus driver conductor passenger ticket lane
queue platform luggage route seat**

Activity 3: Let us Write

After the oral practice, dictate the above words and ask the students to write them in their workbooks.



Student Activity



Activity - 1: Read the following sentences and write 'T' for True and 'F' for False.

1. A bus is the safest means of travel by road. ()
2. Travelling without a ticket is punishable. ()
3. We should not follow a queue while boarding a bus. ()
4. Shops are not available at the bus stops. ()
5. Keeping our hands outside the bus windows is harmful. ()

Activity -2: Fill in the missing letters.

1. b ___ s
2. whe ___ l
3. dri ___ r
4. t ___ ck ___ t
5. l ___ gg ___ ge



Activity -3: Fill in the blanks using the verbs 'is' / 'are'.


1. This bus _____ full of passengers.
2. There _____ sixty seats available in the bus.
3. The driver _____ driving the bus carefully on the road.
4. The fare from Srikakulam to Visakhapatnam by bus _____ Rs. 165/-.
5. Passengers _____ standing in a queue while boarding the bus.

Learning Outcomes**Learners will be able to:**

- Identify and know different types of transport.
- Develop and use simple vocabulary related to the theme in real life situations.
- Know and follow safe practices while using transport.

**Teacher Activity****Activity 1: Let us Interact**

Ask the students to observe the picture carefully and respond to the following questions.

**Now, answer the following questions:**

1. What do you see in the picture?
2. Name the transport that is used to travel by air.
3. Which vehicles are used for road transport?

Activity 2: Let us Read and Respond

Read out the passage and explain the key words of the story.

There are many ways to travel from one place to another. We transport by land, water, and air. Cars, buses, and bicycles move on land. Boats and ships travel on water. Aeroplanes fly in the sky. Transport helps us reach places quickly and carry goods. For short distances, we often walk or ride a bicycle. For long distances, we may take a train or an aeroplane.

Now, answer the following questions:

1. Name two land transport vehicles.
2. Which vehicle travels in the sky?
3. What helps us reach places quickly?
4. Where do boats and ships travel on?
5. What do people use for short distances?



Student Activity



Activity 1 : Match the following. One is done for you.



Cycle



Boat



Bus



Train



Aeroplane



Car

Activity 2: Fill in the blanks with the words given in the help box :

pilot driver captain cyclist biker

- One who rides a bicycle is called : _____.
- One who flies an aeroplane is called : _____.
- One who rides a bike is called : _____.
- One who drives a bus is called : _____.
- One who sails the ship is called : _____.

Activity 3 : Fill in the blanks using the verbs 'have' / 'has' :

- People _____ many options for transportation.
- Cars _____ become a popular mode of transport.
- Each city _____ its own unique transportation system.
- Trains _____ multiple compartments for passengers.
- The bus _____ arrived at the station.

Let us Practise

- Which letter comes before the letter 'K'? ()
A) L B) J C) I D) M
- A person who drives a bus is called a _____.
- Sort the following words into two lists: "Flowers" and "Fruits".
List: Rose, Mango, Jasmine, Apple, Lotus, Banana, Grapes, Marigold.
Flowers : _____
Fruits : _____
- Which vehicles move on land? Choose the correct option. ()
A) Boats and ships B) Aeroplanes and helicopters
C) Cars, buses, and bicycles D) Fish and ducks
- Read the passage on food. What problems are caused by eating junk food like noodles and chocolates?
- Read the text about festivals. Explain what people do to celebrate festivals and what values these festivals teach us.
- What do you say when you meet someone in the morning? ()
A) Good night B) Good afternoon
C) Good evening D) Good morning
- Write one sentence about someone in your family who helps you or plays with you.
- What games do you play in your school?
- "We kick the ball and we run and play." Which game involves kicking a ball? ()
A) Cricket B) Football C) Chess D) Carroms
- "C is for cat that purrs while it naps." What sound does the cat make in the rhyme?
- Read the lines: "Early to bed and early to rise...". Explain why following good habits like brushing and bathing makes us 'good'.