

Our World

For All Classes New Text Books Open Below Link  
<https://bit.ly/all-classes-new-text-books> మన ప్రపంచం



# Workbook

# 3

## ENVIRONMENTAL STUDIES

Free distribution by Samagra Shiksha, Government of Andhra Pradesh



Semester (సెమిస్టర్) - 1



State Council of Educational Research and Training  
Andhra Pradesh



For All Classes New Text Books Open Below Link  
<https://bit.ly/all-classes-new-text-books>



Salihundam, Srikakulam



Vizianagaram Fort



Borra Caves, Visakhapatnam



Dowleswaram Barrage  
East Godavari

## Districts in AP

District	Capital
Srikakulam	Srikakulam
Vizianagaram	Vizianagaram
Visakhapatnam	Visakhapatnam
East Godavari	Kakinada
West Godavari	Eluru
Krishna	Machilipatnam
Guntur	Guntur
Prakasam	Ongole
SPSR Nellore	SPSR Nellore
Chittoor	Chittoor
YSR Kadapa	YSR Kadapa
Kurnool	Kurnool
Anantapur	Anantapur

For All Classes New Text Books Open Below Link  
<https://bit.ly/all-classes-new-text-books>

# ENVIRONMENTAL STUDIES

## Class - 3 - WORKBOOK (Semester - 1)

### Work book Development Committee

**Sri. S. Suresh Kumar IAS**

Commissioner of School Education & State Project Director, SS, AP, Amaravati.

**Smt. Vetriselvi. K IAS**

Special Officer, English Medium Project, O/o CSE-AP, Amaravati.

**Dr. B. Pratap Reddy MA., B.Ed., Ph.D.**

Director, SCERT, AP, Amaravati.

**Sri K. Ravindranath Reddy MA., B.Ed.**

Director, Govt. Textbook Press, AP, Amaravati.

### Co-ordinators

**Dr. T. V. S. Ramesh M.Sc., M.Ed., Ph.D.**

Dept. of C&T, SCERT, AP.

**Smt. S. Umamaheswari M.Sc., B.Ed.**

Digital Education, SCERT, AP

### Authors

**Sri. M. Hari Prasad SA (BS),**  
ZPHS, Giddaluru, Kurnool District

**Sri. B. Swarna Kumar SGT**  
MPPS, Kattamuru, Peddapuram (M), East  
Godavari District.

**Sri V. Srinivasulu SA (BS),**  
MPUPS, Chitalapalli, Kurnool District.

**Sri C. Nagendra Prasad SGT**  
MPPS, G.C. Palem, Bandiatmakur,  
Kurnool District.

**Sri. K. Kishore Kumar SGT**  
MPPS, M-Pattapupalem, Kothapatnam (M),  
Prakasam District.

**Smt. S. Umamaheswari M.Sc., B.Ed.**  
Digital Education, SCERT, AP.

**Smt N. Kusuma SGT**  
GDET, MCPS, Patamata, Vijayawada,  
Krishna District.

**Smt V. Madhavi SGT**  
MPUPS, Venkatagiri, Rajamahendravaram, E.G District.

**Smt J. Anitha SGT**  
MPPS, Pavuluru, Inkollu (M),  
Prakasam District.

**Smt V.M. Kiranmai SGT**  
MPUPS, Mattagudem, Lingapalem (M),  
W.G. District.

### Illustrators

**Uttam**

**Smt. N. Sukanya, ZPHS, Dhanapuram, Anantapur.**

### DTP & Designing

**Sri. A. Ramaraju,**

Lasya Graphics, Vijayawada.

**Published by Samagra Shiksha, Government of Andhra Pradesh, Amaravati.**



For All Classes New Text Books Open Below Link  
<https://bit.ly/all-classes-new-text-books>

© **Government of Andhra Pradesh, Amaravati**

*First Published 2020*

*New Impression - 2021, 2022, 2023*

**All rights reserved**

No part of this publication may be reproduced, stored in a retrieval system, or transmitted, in any form or by any means without the prior permission in writing of the publisher, nor be otherwise circulated in any form of binding or cover other than that in which it is published and without a similar condition including this condition being imposed on the subsequent purchaser.

The copy right holder of this book is the Commissioner of School Education, Amaravati, Andhra Pradesh.

This book has been printed on 70 G.S.M. SS Maplitho  
Title Page 200 G.S.M. Multi Layer MG Board

**Free distribution by Samagra Shiksha, Government of Andhra Pradesh**

Printed in India  
at the A.P. Govt. Text Book Press  
Amaravati  
Andhra Pradesh



## Foreword

The Government of Andhra Pradesh introduced extensive curriculum reforms in school education from the academic year 2020-21. New textbooks were designed to enhance learning outcomes of the children with focus on foundational learning. The more you sing, the sweeter your song becomes; the more you sing, the best singer you become. Neem-leaf taste changes from bitter to better if you are regularly used to it. So, practice consistently to become what you want, to get what you want"- Yogi Vemana. Workbooks are developed to supplement the textbook with additional activities related to the textual concepts in a systematic procedure and to give ample practice to the student to master the concepts.

Semester system is going to be implemented from this academic year for 1 to 5 classes. Environmental studies workbooks have been developed in bilingual approach. Each lesson in the textbook is divided into concepts and each concept is provided with a worksheet in the workbook. The concept taught in the instructional period can be reinforced through the practice of worksheet in the next period itself. This helps the child to understand the concept well. The number of worksheets is equal to the number of periods allotted for the unit.

Workbook is developed in continuum with the textbook. This workbook exercises are more child friendly as well as teacher friendly to deal with multi-class teaching. The number of worksheets is equal to the number of periods allotted for that unit. The worksheets consist of bilingual glossary for each unit, pictures, writing practice, matching, informative questions, mind maps, thought provoking question etc., The questions based on academic standards which are given as "Improve your learning" in the textbook can be answered in the last worksheet of every unit. The worksheets are given in such a way that student himself can write the answer with the help of the concept learned from the textbook.

We are grateful to Honourable Chief Minister Sri.Y.S. Jagan Mohan Reddy for being our source of inspiration to carry out this extensive reform in the education department. We extend our gratitude to Sri Botcha Satyanarayana, Honourable Minister of Education for striving towards qualitative education. Our special thanks to Sri. Budithi Rajsekhar, IAS, Special Secretary, School Education, Sri. S. Suresh Kumar, IAS, Commissioner of School Education & State Project Director, SS, Smt. Vetriselvi.K, IAS, Special Officer, English Medium Project for their constant motivation and guidance.

We convey our thanks to the expert team. We also thank our workbook writers, editors, artists and layout designers for their contribution in the development of this workbook. We invite constructive feedback from the teachers and parents in further refinement of the workbook.

**Dr. B. Pratap Reddy**  
Director  
SCERT, Andhra Pradesh

### Instructions to the Teachers :

- ☛ This workbook is compiled to help the students to practise the concepts learnt in the classroom.
- ☛ The workbook activities are designed to reinforce the concept which student has learnt in previous class.
- ☛ Teachers need to understand that the number of worksheets is equal to the number of periods for every unit. Teachers can make use of QR Codes which are given in the textbook for additional information.
- ☛ At school 45 minutes for a period transaction and remaining 45 minutes of time is allotted for the worksheet. If more time is needed, let the learners make use of the leisure time at home to complete the worksheet exercises if they could not complete in the school.
- ☛ The main objective of this workbook is to make the children to work individually rather than in groups.
- ☛ Here the teacher acts as a facilitator and helps the learners whenever necessary.
- ☛ This workbook is helpful for multi grade teaching. It is a powerful tool to counter the time management problems of a multi grade teacher.
- ☛ It is helpful for the teacher to identify the areas where the learners need additional support so that the teachers can help for remedial coaching. It is mandatory to check the filled worksheet and sign.
- ☛ Worksheets are constructively designed by keeping in mind the levels of the learners and to express their creativity, experiences and thoughts.
- ☛ Worksheets can be helpful to the students for self learning and it is great tool for teacher to assess the students for Formative Assessments in CCE.
- ☛ In the workbook, at the end of every unit an assessment worksheet is given. The questions based on academic standards given as "Improve your learning" in the textbook can be answered in the last worksheet of every unit.

### Instructions to the Parents :

- ☛ Workbooks are given in addition to the textbook for more practice.
- ☛ It is not only helpful for the teachers to know the students individual learning levels but also helpful for the parents to know their children's progress.
- ☛ Parents can help the child in completing the projects and activities given.
- ☛ Worksheets are based on the concepts taught in the period and it should not be done before the completion of the period transaction. Parents should not force their children to complete the sheets prior to the period transaction.
- ☛ Based on the remarks of the teacher at the end of page, the performance of the student may be understood.



For All Classes New Text Books Open Below Link  
<https://bit.ly/all-classes-new-text-books>

## ENVIRONMENTAL STUDIES

### పరిసరాల విజ్ఞానం

Class (తరగతి) - 3

### Semester (సెమిస్టర్) - 1

Lesson No. పాఠం సం.	Lesson Name పాఠం పేరు	No. of Periods పీరియడ్లు	Month నెల	Pages పేజీలు
1.	Happy Family ఆనందమైన కుటుంబం	10	June జూన్	1-18
2.	Plants Around Us మన చుట్టూ ఉన్న మొక్కలు	11	July జూలై	19-38
3.	Animals Arounds Us మన చుట్టూ ఉన్న జంతువులు	9	July జూలై	39-59
4.	Our Body మన శరీరం	9	August ఆగష్టు	60-83
5.	Food Keeps us Fit and Healthy ఆహారం - ఆరోగ్యం	10	September సెప్టెంబర్	84-107
6.	Water - The Gift from Nature నీరు - ప్రకృతి వరం	10	October అక్టోబర్	108-129

# Lesson 1



For All Classes New Text Books Open Below Link  
<https://bit.ly/all-classes-new-text-books>

## Happy Family

### Glossary:

siblings	=	brothers and sisters in a family (తోబుట్టువులు)
pet	=	tamed animal (పెంపుడు జంతువు)
appreciate	=	recognize the worth (అభినందించు)
resemblance	=	look like (పోలిక)
generation	=	offspring (తరం)
profession	=	occupations (వృత్తులు)
child labour	=	children made to work for payment (బాల కార్మికులు)

### Worksheet-1

Date:

### Concept: Introduction and role of family members

#### 1. Rewrite the following words (పదాలు చూచి రాయండి.)

1. family = \_\_\_\_\_
2. people = \_\_\_\_\_
3. members = \_\_\_\_\_
4. photo = \_\_\_\_\_
5. grandfather = \_\_\_\_\_
6. grandmother = \_\_\_\_\_
7. Father = \_\_\_\_\_
8. Mother = \_\_\_\_\_
9. Sister = \_\_\_\_\_

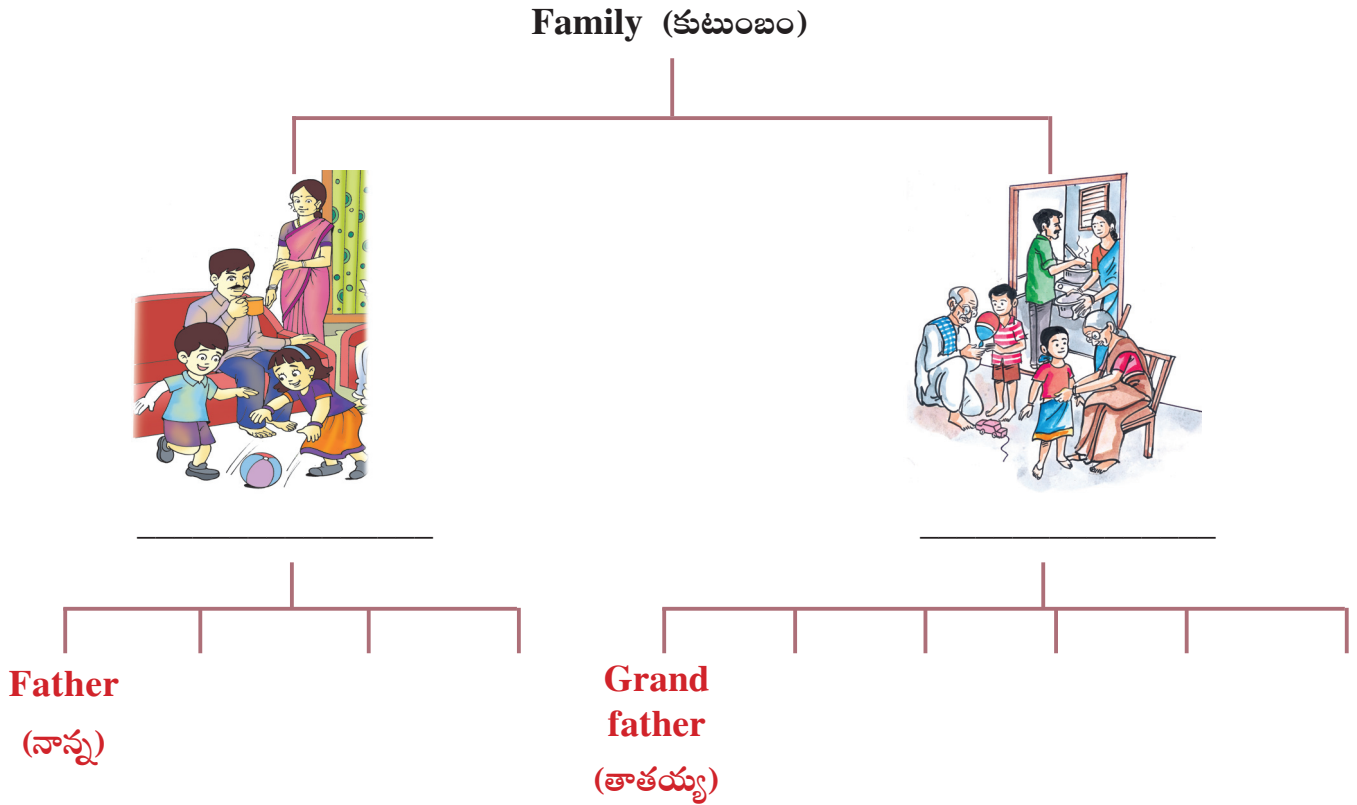


## 1. Happy Family

For All Classes New Text Books Open Below Link  
<https://bit.ly/all-classes-new-text-books>

10. Brother = \_\_\_\_\_
11. Siblings = \_\_\_\_\_
12. Cooking = \_\_\_\_\_
13. Chipping wood = \_\_\_\_\_
14. Watering plant = \_\_\_\_\_
15. Drying clothes = \_\_\_\_\_
16. Sweeping = \_\_\_\_\_

## 2. Complete the flow chart by looking at the pictures.



# 1. Happy Family

For All Classes New Text Books Open Below Link  
<https://bit.ly/all-classes-new-text-books>

## 3. Answer the following questions.

1. How many members are there in your family? (ఎంతమంది కుటుంబసభ్యులు)

\_\_\_\_\_

2. Name the members of your family? (కుటుంబసభ్యుల పేర్లు)

\_\_\_\_\_

3. What is a family? (కుటుంబం)

\_\_\_\_\_

4. What does your father do? (మీ నాన్న ఏమి చేస్తున్నారు)

\_\_\_\_\_

5. What kinds of chores do you do at home? (ఏ రకమైన పనులు)

\_\_\_\_\_

## 4. Fill in the blanks.

1. My name is (నా పేరు) \_\_\_\_\_.

2. My mother's name is (మీ అమ్మ పేరు) \_\_\_\_\_.

3. My father's (నాన్న) name is \_\_\_\_\_.

4. My brother's (అన్న/తమ్ముడు) name is \_\_\_\_\_.

5. My sister's (అక్క/చెల్లి) name is \_\_\_\_\_.

6. My grandfather's (తాత) name is \_\_\_\_\_.

7. My grandmother's (నానమ్మ/అమ్మమ్మ) name is \_\_\_\_\_.

8. My father is a \_\_\_\_\_.

9. My mother is a \_\_\_\_\_.


10. I help my mother in \_\_\_\_\_.



Poor



Fair



Average



Good



Excellent

Signature of the Teacher



## 1. Happy Family

For All Classes New Text Books Open Below Link  
<https://bit.ly/all-classes-new-text-books>



### Worksheet-2

Date: \_\_\_\_\_

**Concept: Helping each other, love and care of a family**

**1. Rewrite the following words (పదాలు చూచి రాయండి.)**

1. help = \_\_\_\_\_
2. each other = \_\_\_\_\_
3. love = \_\_\_\_\_
4. care = \_\_\_\_\_
5. elders = \_\_\_\_\_
6. together = \_\_\_\_\_
7. friend = \_\_\_\_\_
8. classmate = \_\_\_\_\_
9. develop = \_\_\_\_\_
10. affection = \_\_\_\_\_

**2. List four ways in which you help your family. (నీవు సహాయం చేసే నాలుగు పనులు)**

1. \_\_\_\_\_
2. \_\_\_\_\_
3. \_\_\_\_\_
4. \_\_\_\_\_

## 1. Happy Family

For All Classes New Text Books Open Below Link  
<https://bit.ly/all-classes-new-text-books>

### 3. With whom do you share your feelings. (ఎవరితో నీ అనుభూతులను పంచుకుంటావు)

1. When I feel happy (ఆనందం), I share my feelings with \_\_\_\_\_.
2. When I am hurt (బాధ), I share my feelings with \_\_\_\_\_.
3. When I go out to play (ఆటలకు వెళ్ళానుకున్నప్పుడు) with my friends, I share my feelings with \_\_\_\_\_.
4. When my teacher appreciates (ఉపాధ్యాయులు అభినందించినప్పుడు) me, I share my feelings with \_\_\_\_\_.

### 4. Write the names of your family members and mention the work they do.

(కుటుంబ సభ్యుల పేర్లు, వారు చేసే పనులు)

---

---

---


---



Poor



Fair



Average



Good



Excellent

Signature of the Teacher

5



# 1. Happy Family

For All Classes New Text Books Open Below Link  
<https://bit.ly/all-classes-new-text-books>



## Worksheet-3

Date:

### Concept: Professions

#### 1. Rewrite the following words (పదాలు చూచి రాయండి.)

1. needs = \_\_\_\_\_
2. village = \_\_\_\_\_
3. weaves baskets = \_\_\_\_\_
4. mends the shoes = \_\_\_\_\_
5. cuts the hair = \_\_\_\_\_
6. wood work = \_\_\_\_\_
7. clean = \_\_\_\_\_
8. drain = \_\_\_\_\_
9. poverty = \_\_\_\_\_
10. agriculture = \_\_\_\_\_
11. stay = \_\_\_\_\_
12. school = \_\_\_\_\_
13. education = \_\_\_\_\_
14. child right = \_\_\_\_\_

## 1. Happy Family

For All Classes New Text Books Open Below Link  
<https://bit.ly/all-classes-new-text-books>

- |              |   |       |
|--------------|---|-------|
| 15. children | = | _____ |
| 16. teacher  | = | _____ |
| 17. home     | = | _____ |
| 18. sad      | = | _____ |
| 19. unhappy  | = | _____ |
| 20. tea      | = | _____ |
| 21. spill    | = | _____ |
| 22. eating   | = | _____ |
| 23. wakeup   | = | _____ |

## 2. Match the pictures.

A

B



(a) Cutting hair ( )  
(జాట్లు కత్తిరించుట)



(b) Weaving baskets ( )  
(బుట్టలు అల్లుట)



(c) Making wooden articles ( )  
(చక్క వస్తువులు తయారు చేయుట)



(d) Mending shoes ( )  
(చెప్పులు కొట్టేవారు)

## 1. Happy Family

For All Classes New Text Books Open Below Link  
<https://bit.ly/all-classes-new-text-books>

### 3. Answer the following questions.

1. What different occupations do you find in your village? (రక రకాల వృత్తులు)

A. \_\_\_\_\_

\_\_\_\_\_

2. What would happen if we don't have such occupations? (అటువంటి వృత్తులు లేకపోతే ఏమి జరుగును?)

A. \_\_\_\_\_

\_\_\_\_\_

3. Is there any out of school children in your area? (బడి బయట పిల్లలు)

A. \_\_\_\_\_

\_\_\_\_\_

### 4. Fill in the blanks. (ఖాళీలు పూరించండి)

1. The person who weaves the baskets (బుట్టలు అల్లే వారిని) \_\_\_\_\_.

2. The person who mends the shoes (చెప్పులు కుట్టేవారిని) \_\_\_\_\_.

3. The person who cuts our hair (జుట్టుకత్తిరించే వారిని)\_\_\_\_\_.

4. The person who makes wooden articles (చెక్క వస్తువులు తయారు చేసే వారిని) \_\_\_\_\_.

5. The person who catches fish (చేపలు పట్టే వారిని) \_\_\_\_\_.

8



Poor



Fair



Average



Good



Excellent

Signature of the Teacher



# 1. Happy Family

For All Classes New Text Books Open Below Link  
<https://bit.ly/all-classes-new-text-books>



## Worksheet-4

Date:

**Concept: We do in this way**

**1. Rewrite the following words (పదాలు చూచి రాయండి.)**

1. practice = \_\_\_\_\_
2. good = \_\_\_\_\_
3. health = \_\_\_\_\_
4. leave = \_\_\_\_\_
5. chappals = \_\_\_\_\_
6. bow = \_\_\_\_\_
7. plant tree = \_\_\_\_\_
8. birthday = \_\_\_\_\_
9. prayer = \_\_\_\_\_
10. particular = \_\_\_\_\_
11. clothes = \_\_\_\_\_
12. nails = \_\_\_\_\_

**2. Colour the pictures with suitable colours.**



## 1. Happy Family

For All Classes New Text Books Open Below Link  
<https://bit.ly/all-classes-new-text-books>

### 3. Complete the following. (పూరించండి)

1. \_\_\_\_\_ and \_\_\_\_\_ are my siblings. (తోబుట్టువులు)
2. Your parents (తల్లిదండ్రులు) give you  
A. \_\_\_\_\_
3. Your grandparents (తాతనాయనమ్మలు/ అమ్మమ్మలు) help you by  
A. \_\_\_\_\_
5. You promise to be a good child by telling your parents (మీరు మీ తల్లిదండ్రులకు మంచి వానిగా ఉంటానని ఏ విధంగా వాగ్దానం చేస్తారు?)  
A. \_\_\_\_\_  
\_\_\_\_\_

### 4. Fill in the blanks.

1. I wear (ధరిస్తాను) \_\_\_\_\_ clothes daily.
2. I take head bath (తలకి స్నానం) \_\_\_\_\_ in a week.

### 5. Tick (✓) the things you do.

1. I brush my teeth once a day. (పళ్ళను శుభ్రం చేసుకొనుట) ( )
2. I take bath daily. (స్నానం) ( )
3. I never cut my nails. (గోళ్ళు కత్తిరించుట) ( )
4. I comb my hair daily. (తలదువ్వుట) ( )
5. I keep my classroom neat and clean. (తరగతి గది శుభ్రం) ( )

10



Poor



Fair



Average



Good



Excellent

Signature of the Teacher

## 1. Happy Family

For All Classes New Text Books Open Below Link  
<https://bit.ly/all-classes-new-text-books>



### Worksheet-5

Date:

**Concept: Whom do you look like?**

**1. Rewrite the following words (పదాలు చూచి రాయండి.)**

1. similar = \_\_\_\_\_
2. narration = \_\_\_\_\_
3. resemble = \_\_\_\_\_
4. thick hair = \_\_\_\_\_
5. eyes = \_\_\_\_\_
6. shape = \_\_\_\_\_
7. features = \_\_\_\_\_
8. height = \_\_\_\_\_
9. skin colour = \_\_\_\_\_
10. difference = \_\_\_\_\_
11. behaviour = \_\_\_\_\_
12. tongue = \_\_\_\_\_
13. finger = \_\_\_\_\_
14. feet = \_\_\_\_\_
15. toe = \_\_\_\_\_



## 1. Happy Family

For All Classes New Text Books Open Below Link  
<https://bit.ly/all-classes-new-text-books>

### 2. Answer the following questions.

1. Whom do you look like in your family? (ఎవరిని పోలి ఉంటావు)

A. \_\_\_\_\_

2. Do the members of your family look alike? (కుటుంబ సభ్యులు)

A. \_\_\_\_\_

3. Are there any differences in their features? (భేదాలు)

A. \_\_\_\_\_

### 3. Observe the shapes of faces of your classmates (మీ తరగతి విద్యార్థుల ముఖాల ఆకారం) and write them in the table. Take support of the pictures given in your text book.

S.No.	Round shape (గుండ్రని)	Square shape	Triangle shape (త్రికోణ)	Oval shape
1.				
2.				
3.				
4.				
5.				
6.				



# 1. Happy Family

For All Classes New Text Books Open Below Link  
<https://bit.ly/all-classes-new-text-books>



## Worksheet-6

Date:

### Concept: Improve your learning

#### I. Conceptual Understanding (Tell and write).

Answer the following questions.

1. What is a family (కుటుంబం)? How many members are there in your family (కుటుంబ సభ్యులు)?

A. \_\_\_\_\_  
\_\_\_\_\_

2. Do you have any pet animals? Name them? (పెంపుడు జంతువు పేరు)

A. \_\_\_\_\_  
\_\_\_\_\_

3. Whom do you love the most in your family? Why? (నీకు ఇష్టమైన కుటుంబ సభ్యులు)

A. \_\_\_\_\_  
\_\_\_\_\_

#### II. Questioning and Hypothesis.

4. You went to your friend's house. You want to know the best practices of his/her family. What type of questions would you ask your friend about his/her family? (మంచి విధానాలు గురించి ఎటువంటి ప్రశ్నలు అడుగుతారు.)

#### III. Experiments and field observations.

5. Write down the similarities and differences (పోలికలు, భేదాలు) you observe in the faces of your relatives.

A. \_\_\_\_\_  
\_\_\_\_\_  
\_\_\_\_\_

## 1. Happy Family

For All Classes New Text Books Open Below Link  
<https://bit.ly/all-classes-new-text-books>

### IV. Information skills - Project work. (సమాచారసేకరణ ప్రాజెక్టులు)

6. Which works are done by your family members? Tick at the proper places. (కుటుంబ

సభ్యులు చేసే పనులు)

Name of the work	Mother	Father	Myself	Brother	Sister	Grand Father	Grand Mother
Cleaning the house							
Cooking							
Going to office							
Agricultural work							
Bringing vegetables from market							

### V. Drawing pictures and model making.

7. Draw the picture of a dog, cat or any pet animal. (పెంపుడు జంతువు బొమ్మ)

### VI. Appreciation, values and creating awareness towards bio-diversity.

8. Jessy loves her pet and the trees in her garden very much. She takes good care of them. Do you also do similar things? Share with the class.

జెస్సీ తన గార్డెన్‌లో ఉన్న మొక్కలను మరియు పెంపుడు జంతువులను ఎంతో ప్రేమగా చూస్తుంది. నువ్వు అలాంటివి ఏమైనా చేస్తున్నావా? తరగతిలో చర్చించండి.

14



Poor



Fair



Average



Good



Excellent

Signature of the Teacher



## Assessment - 1

For All Classes New Text Books Open Below Link  
<https://bit.ly/all-classes-new-text-books>

### I. Choose the correct answer.

1. Rajia went to \_\_\_\_\_'s house on sunday ( )  
a) Ramu                      b) Raju                      c) Rani
2. The name of Rani's pet dog is \_\_\_\_\_ ( )  
a) Bunny                      b) Julie                      c) Tommy
3. The number of family members in Rajia's house are \_\_\_\_\_ ( )  
a) 3                              b) 2                              c) 5

### II. Fill in the blanks.

1. \_\_\_\_\_ is every child's right.
2. Subbaiah sweeps \_\_\_\_\_ in the village.
3. The kids \_\_\_\_\_ their parents.

### III. Matching the following.

- | A           |          | B                 |
|-------------|----------|-------------------|
| 1) Rajaiah  | (      ) | a) weaves baskets |
| 2) Ramanna  | (      ) | b) mends shoes    |
| 3) Venkaiah | (      ) | c) does wood work |

## Assessment - 1

For All Classes New Text Books Open Below Link  
<https://bit.ly/all-classes-new-text-books>

### IV. Draw and colour.

Draw the picture of a family having mother, father and two children.

### IV. Answer the following questions.

1. Which animal do you like to keep as a pet? What would you name it?

A. \_\_\_\_\_  
\_\_\_\_\_  
\_\_\_\_\_  
\_\_\_\_\_  
\_\_\_\_\_

2. Write the names of your family members?

mother \_\_\_\_\_ father \_\_\_\_\_  
grandmother \_\_\_\_\_ grandfather \_\_\_\_\_

## సాధనపత్రం - 1

For All Classes New Text Books Open Below Link  
<https://bit.ly/all-classes-new-text-books>

### I. సరైన సమాధానం రాయండి.

1. ఆదివారం రోజు రజియా \_\_\_\_\_ ఇంటికి వెళ్ళింది. ( )  
అ) రాము                      ఆ) రాజు                      ఇ) రాణి
2. రాణి పెంపుడు కుక్క పేరు \_\_\_\_\_ ( )  
అ) బన్నీ                      ఆ) జూలీ                      ఇ) టామీ
3. రజియా ఇంట్లో ఉండే కుటుంబ సభ్యుల సంఖ్య \_\_\_\_\_ ( )  
అ) 3                              ఆ) 2                              ఇ) 5

### II. ఖాళీలను పూరించండి.

1. \_\_\_\_\_ ప్రతి పిల్లవాని హక్కు.
2. గ్రామంలో సుబ్బయ్య \_\_\_\_\_ శుభ్రం చేస్తాడు.
3. పిల్లలు తల్లిదండ్రుల మాదిరిగా ఉండడాన్ని \_\_\_\_\_ అంటారు.

### III. జతపరచండి.

A

B

- |            |     |                     |
|------------|-----|---------------------|
| 1) రాజయ్య  | ( ) | అ) బుట్టలు అల్లడం   |
| 2) రామన్న  | ( ) | ఆ) చెప్పులు కుట్టడం |
| 3) వెంకయ్య | ( ) | ఇ) చెక్క పని చేయడం  |

## సాధనపత్రం - 1

For All Classes New Text Books Open Below Link  
<https://bit.ly/all-classes-new-text-books>

### IV. బొమ్మ గీసి, రంగులు వేయండి.

అమ్మ, నాన్న, ఇద్దరు పిల్లలు గల కుటుంబం చిత్రాన్ని గీయండి.

### IV. కింది ప్రశ్నలకు జవాబులు రాయండి.

1. నీవు ఏ జంతువును పెంచుకోవడానికి ఇష్టపడతావు? దానికి ఏమి పేరు పెడతావు?

జ. \_\_\_\_\_

\_\_\_\_\_

\_\_\_\_\_

\_\_\_\_\_

\_\_\_\_\_

2. మీ కుటుంబ సభ్యుల పేర్లు రాయండి.

అమ్మ \_\_\_\_\_

నాన్న \_\_\_\_\_

నానమ్మ \_\_\_\_\_

తాతయ్య \_\_\_\_\_



# Lesson 2



For All Classes New Text Books Open Below Link  
<https://bit.ly/all-classes-new-text-books>

## Plants Around Us

### Glossary:

prevent	=	stop (నిరోధించు)
aromatic	=	pleasant smell (సువాసన)
observe	=	look carefully (పరిశీలించు)
survive	=	continue to live (జీవించు)
absorbs	=	takes in (శోషించు)
sow	=	plant a seed (విత్తనం వేయుట)



### Worksheet-1

Date:

### Concept: Parts of a plant

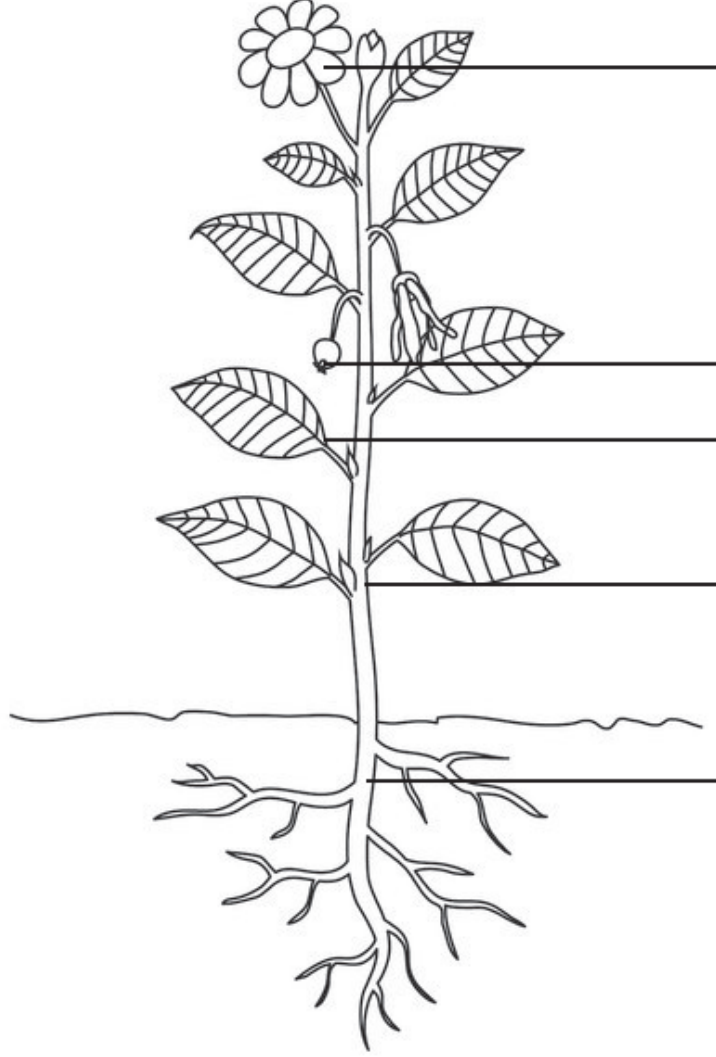
#### 1. Rewrite the following words (పదాలు చూచి రాయండి.)

1. plant = \_\_\_\_\_
2. parts = \_\_\_\_\_
3. water = \_\_\_\_\_
4. root = \_\_\_\_\_
5. stem = \_\_\_\_\_
6. leaf = \_\_\_\_\_
7. flower = \_\_\_\_\_
8. fruit = \_\_\_\_\_
9. soil = \_\_\_\_\_
10. nutrients = \_\_\_\_\_
11. tomato plant = \_\_\_\_\_

## 2. Plants Around Us

For All Classes New Text Books Open Below Link  
<https://bit.ly/all-classes-new-text-books>

2. Colour and label the parts of the plant. (భాగాలు గుర్తించి రంగులు వేయండి.)



3. What are the parts of the plant? (మొక్క భాగాలు)

A. \_\_\_\_\_  
\_\_\_\_\_

4. How do roots help the plant? (వేరు మొక్కకు ఎలా సహాయపడును)

A. \_\_\_\_\_  
\_\_\_\_\_

## 2. Plants Around Us

For All Classes New Text Books Open Below Link  
<https://bit.ly/all-classes-new-text-books>

5. Match the words in A with the plant parts in B (జతపరచండి).

A

B

1. Flower

( )

a)



2. Stem

( )

b)



3. Root

( )

c)



4. Leaf

( )


d)



5. Fruit

( )


e)



Poor



Fair



Average



Good



Excellent

Signature of the Teacher

## 2. Plants Around Us

For All Classes New Text Books Open Below Link  
<https://bit.ly/all-classes-new-text-books>



### Worksheet-2

Date: \_\_\_\_\_

#### Concept: Types of stems

#### 1. Rewrite the following words (పదాలు చూచి రాయండి.)

1. soft = \_\_\_\_\_
2. green stems = \_\_\_\_\_
3. hard = \_\_\_\_\_
4. thick = \_\_\_\_\_
5. trunk = \_\_\_\_\_
6. bark = \_\_\_\_\_
7. tree = \_\_\_\_\_
8. shrubs = \_\_\_\_\_
9. climbers = \_\_\_\_\_
10. creepers = \_\_\_\_\_

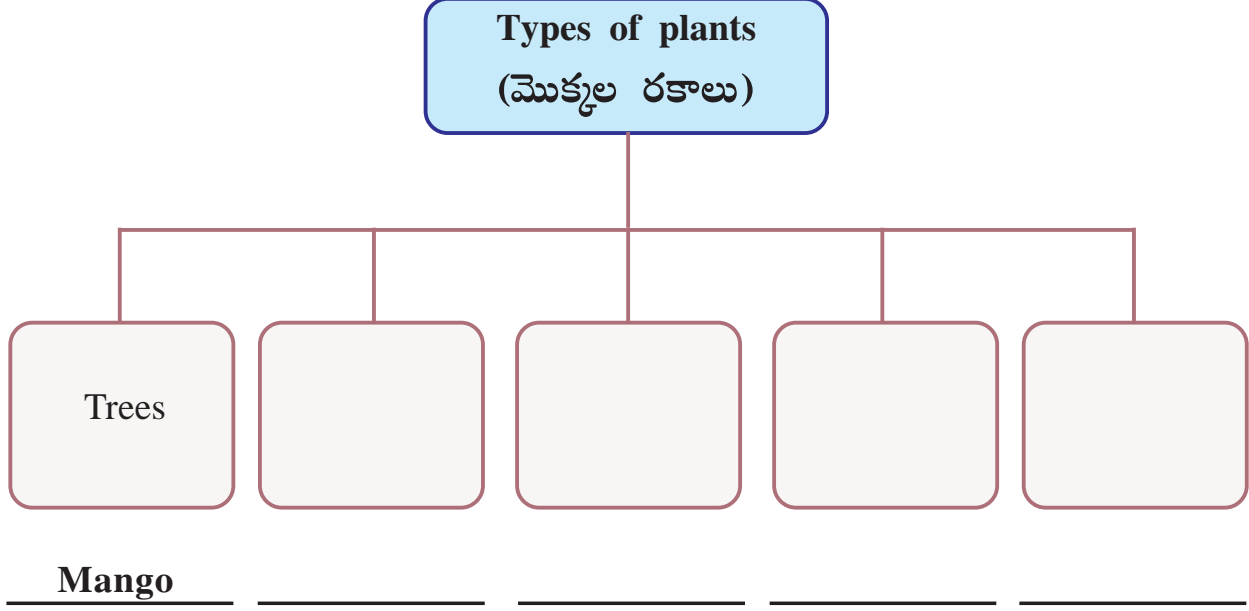
#### 2. Answer the following questions.

1. What are the functions of the stem? (కాండం విధులు)  
A. \_\_\_\_\_
2. How is the stem of a tomato plant? (టొమేటో మొక్క కాండం ఎలా ఉంది)  
A. \_\_\_\_\_
3. What are the different types of stems? (కాండం రకాలు)  
A. \_\_\_\_\_  
\_\_\_\_\_

## 2. Plants Around Us

For All Classes New Text Books Open Below Link  
<https://bit.ly/all-classes-new-text-books>

3. Fill the following flow chart.



4. Observe different kinds of plants in your surroundings and note them in the following table.

<b>Trees</b> చెట్లు	<b>Shrubs</b> పొదలు	<b>Herbs</b> గుల్మాలు	<b>Creepers</b> నేలపై పాకే మొక్కలు



## 2. Plants Around Us

For All Classes New Text Books Open Below Link  
<https://bit.ly/all-classes-new-text-books>

### 5. Match the following (జతపరచండి).

A

B

1.



( )

a) Climber (ఎగబ్రాకే)

2.



( )

b) Shrub (పొద)

3.



( )

c) Creeper (నేలపై పాకే)

4.



( )

d) Tree (చెట్టు)

5.



( )

e) Herb (గుల్మం)

## 2. Plants Around Us

For All Classes New Text Books Open Below Link  
<https://bit.ly/all-classes-new-text-books>



### Worksheet-3

Date: \_\_\_\_\_

**Concept: Types of leaves**

**1. Rewrite the following words (పదాలు చూచి రాయండి.)**

1. leaf = \_\_\_\_\_
2. apex = \_\_\_\_\_
3. petiole = \_\_\_\_\_
4. leaf margin = \_\_\_\_\_
5. vein = \_\_\_\_\_
6. sunlight = \_\_\_\_\_
7. big = \_\_\_\_\_
8. small = \_\_\_\_\_
9. aroma = \_\_\_\_\_
10. smell = \_\_\_\_\_
11. medicine = \_\_\_\_\_

**2. Write the names of the following leaves.**



\_\_\_\_\_



\_\_\_\_\_



\_\_\_\_\_



\_\_\_\_\_




\_\_\_\_\_

## 2. Plants Around Us

For All Classes New Text Books Open Below Link  
<https://bit.ly/all-classes-new-text-books>

3. Join the dots, colour it and name the parts.



### Parts

1. \_\_\_\_\_

2. \_\_\_\_\_

3. \_\_\_\_\_

4. \_\_\_\_\_

## 2. Plants Around Us

For All Classes New Text Books Open Below Link  
<https://bit.ly/all-classes-new-text-books>



### Worksheet-4

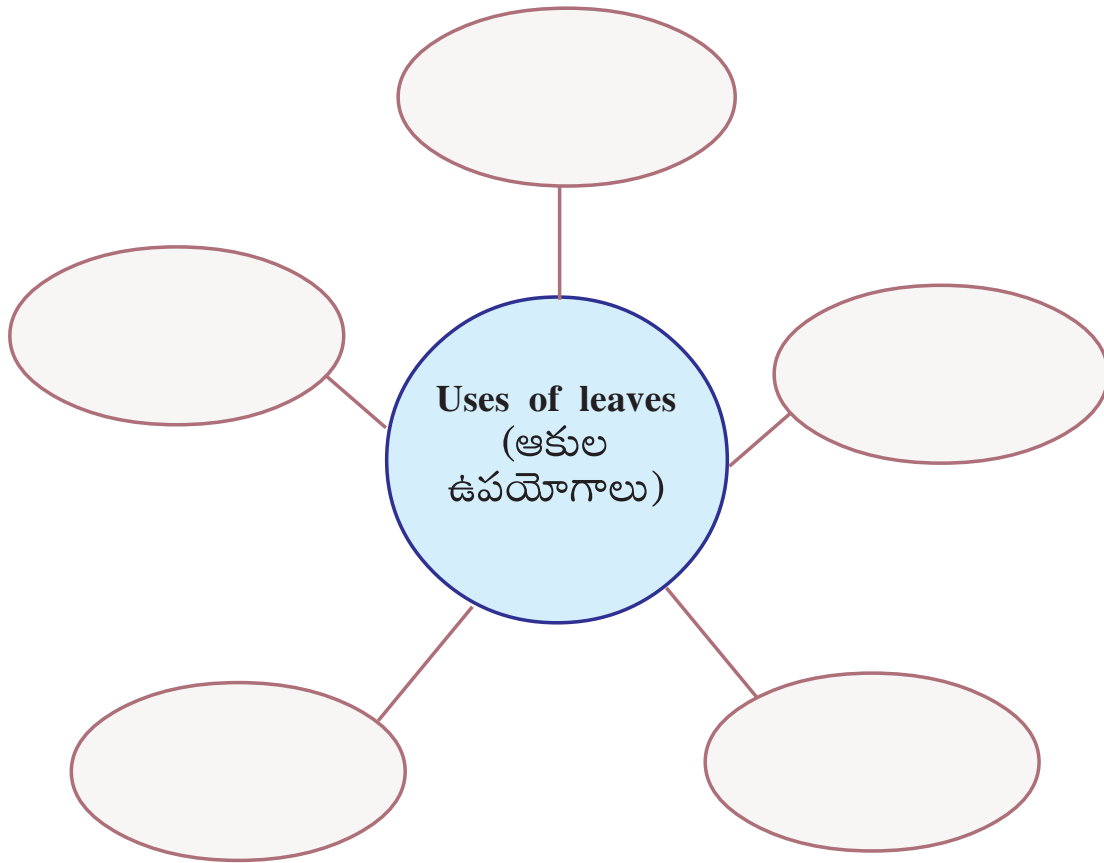
Date: \_\_\_\_\_

#### Concept: Uses of leaves

##### 1. Rewrite the following words (పదాలు చూచి రాయండి.)

1. coriander = \_\_\_\_\_
2. drumstick = \_\_\_\_\_
3. medicine = \_\_\_\_\_
4. disposable plate = \_\_\_\_\_
5. food = \_\_\_\_\_

##### 2. Mind map.



## 2. Plants Around Us

For All Classes New Text Books Open Below Link  
<https://bit.ly/all-classes-new-text-books>

### 3. Match the following.

A

B

- |   |           |                       |
|---|-----------|-----------------------|
| 1. Banana leaf అరటి ఆకు                       | (       ) | a) make tea           |
| 2. Coriander కొత్తిమీర                        | (       ) | b) used in medicines  |
| 3. Tulasi and neem leaves<br>తులసి, వేప ఆకులు | (       ) | c) used to serve food |
| 4. Tea leaves తేయాకు                          | (       ) | d) used in curries    |

### 4. Draw some leaves and colour them. కొన్ని ఆకుల పటం గీసి, రంగులను వేయండి.



## 2. Plants Around Us

For All Classes New Text Books Open Below Link  
<https://bit.ly/all-classes-new-text-books>



### Worksheet-5

Date: \_\_\_\_\_

#### Concept: Making kitchen garden

#### 1. Rewrite the following words (పదాలు చూచి రాయండి.)

1. kitchen garden = \_\_\_\_\_
2. manure = \_\_\_\_\_
3. dig = \_\_\_\_\_
4. pit = \_\_\_\_\_
5. decompose = \_\_\_\_\_

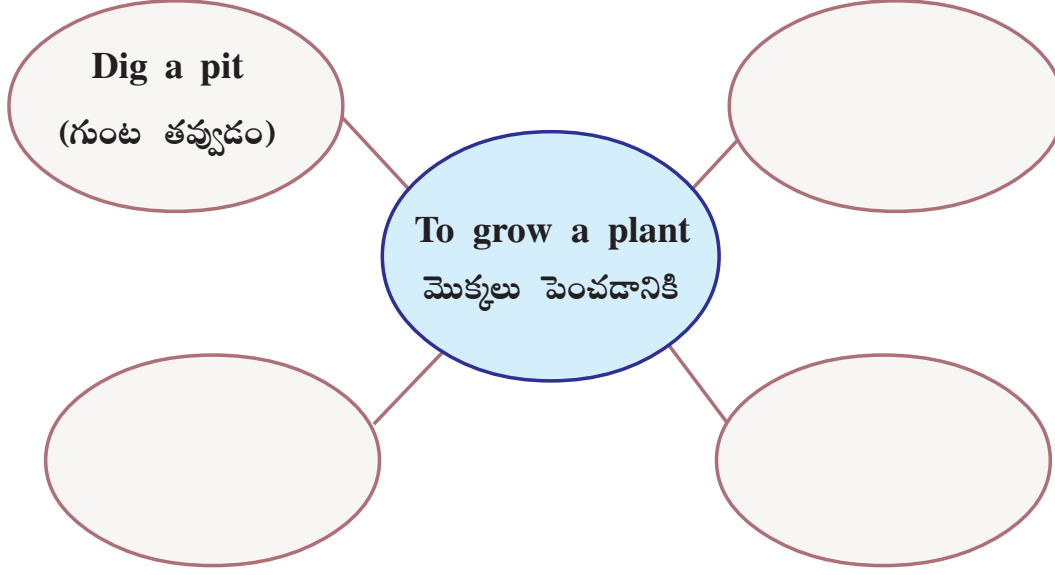
#### 2. Answer the following.

1. Name some plants that you grow in your garden / backyard. (మీ పెరడులో పెరిగే మొక్కలు)  
A. \_\_\_\_\_
2. Do you like growing plants in your backyard? Why? (పెరడులో మొక్కలు పెంచడం ఇష్టమేనా)  
A. \_\_\_\_\_
3. Name the leafy vegetables grown in your garden. (ఆకుకూరల పేర్లు)  
A. \_\_\_\_\_
4. Name some vegetables that are grown in your backyard. (కాయగూరలు)  
A. \_\_\_\_\_

## 2. Plants Around Us

For All Classes New Text Books Open Below Link  
<https://bit.ly/all-classes-new-text-books>

### 3. How to grow plants from seeds. (చిత్తనం నుండి మొక్క ఎలా పెరుగుతుంది)



### 4. Draw some vegetables you like and colour them.



## 2. Plants Around Us

For All Classes New Text Books Open Below Link  
<https://bit.ly/all-classes-new-text-books>



### Worksheet-6

Date:

#### Concept: Leaf art

1. Make pictures of animals and birds with dry leaves and paste them. (ఎండిన ఆకులతో జంతువుల చిత్రాలు)


2. Take a leaf and trace the outline. (ఆకు అచ్చు గీయండి)



Poor



Fair



Average



Good



Excellent

Signature of the Teacher

31

## 2. Plants Around Us

For All Classes New Text Books Open Below Link  
<https://bit.ly/all-classes-new-text-books>



### Worksheet-7

Date:

**Concept: Improve your learning**

#### I. Conceptual Understanding (Tell and write).

**Answer the following questions.**

1. What are the parts of a plant (మొక్క వివిధ భాగాలు) ?

A. \_\_\_\_\_  
\_\_\_\_\_

2. How do roots (వేర్లు) help the plant ?

A. \_\_\_\_\_  
\_\_\_\_\_

3. How does stem (కాండం) help the plant?

A. \_\_\_\_\_  
\_\_\_\_\_


#### II. Questioning

4. See the houses of Sita and Lakshmi.

What questions would you ask them regarding plants?



Sita's house



Lakshmi's house

## 2. Plants Around Us

For All Classes New Text Books Open Below Link  
<https://bit.ly/all-classes-new-text-books>

Ask a few questions.

Questions to Sita : \_\_\_\_\_

\_\_\_\_\_  
\_\_\_\_\_

Questions to Lakshmi : \_\_\_\_\_

\_\_\_\_\_  
\_\_\_\_\_

### III. Experiments and field observations.

5. Observe trees, shrubs, herbs, climbers and creepers in your surroundings and name them. (గుల్మాలు, పొదలు, ఎగబ్రాకేవి, నేలపై పాకేవి)

A. \_\_\_\_\_  
\_\_\_\_\_

### IV. Information skills - Project work.

6. Collect some aromatic leaves (వాసన ఇచ్చే ఆకులు) in your surroundings and name them.

A. \_\_\_\_\_  
\_\_\_\_\_

### V. Drawing pictures and model making.

7. Draw a tree which you find in your surroundings. Colour it.

## 2. Plants Around Us

For All Classes New Text Books Open Below Link  
<https://bit.ly/all-classes-new-text-books>

8. Colour the leaves.



### VI. Appreciation, values and creating awareness towards biodiversity.

9. How do you feel when you see someone cutting the branches (కొమ్మలను విరిచివేయడం) of the trees around you. What will you do then?

A. \_\_\_\_\_  
\_\_\_\_\_  
\_\_\_\_\_  
\_\_\_\_\_  
\_\_\_\_\_

10. What will you do when you see the fallen leaves (రాళిన ఆకులు) in your school ground?

A. \_\_\_\_\_  
\_\_\_\_\_  
\_\_\_\_\_  
\_\_\_\_\_  
\_\_\_\_\_



## Assessment - 2

For All Classes New Text Books Open Below Link  
<https://bit.ly/all-classes-new-text-books>

### I. Choose the correct answer.

1. The part of the plant that cannot be seen is \_\_\_\_\_ ( )  
a) leaf                      b) stem                      c) root
2. The rose plant is an example of \_\_\_\_\_ ( )  
a) shrub                      b) herb                      c) tree
3. \_\_\_\_\_ leaf is used in the preparation of medicines. ( )  
a) neem                      b) pumpkin                      c) croton

### II. Fill in the blanks.

1. Thick stems are covered with \_\_\_\_\_.
2. The stem of a \_\_\_\_\_ plant is thin and hairy.
3. Plants absorb \_\_\_\_\_ from the soil.

### III. Match the following.

- | A               |     | B                  |
|-----------------|-----|--------------------|
| 1) Pudhina/Mint | ( ) | a) flower          |
| 2) Pumpkin      | ( ) | b) leafy vegetable |
| 3) Hibiscus     | ( ) | c) vegetable       |

## Assessment - 2

For All Classes New Text Books Open Below Link  
<https://bit.ly/all-classes-new-text-books>

### IV. Draw and colour.

Draw a plant and label its parts.

### IV. Answer the following questions.

1. Into how many types can the plants be divided based on their stems? What are they?

A. \_\_\_\_\_  
\_\_\_\_\_  
\_\_\_\_\_  
\_\_\_\_\_  
\_\_\_\_\_

2. Write any four uses of plants?

A. \_\_\_\_\_  
\_\_\_\_\_  
\_\_\_\_\_  
\_\_\_\_\_

## సాధనపత్రం - 2

For All Classes New Text Books Open Below Link  
<https://bit.ly/all-classes-new-text-books>

### I. సరైన సమాధానం రాయండి.

1. మొక్కలో పైకి కనిపించని భాగం \_\_\_\_\_ ( )  
అ) ఆకు                      ఆ) కాండం                      ఇ) వేరు
2. గులాబి మొక్క \_\_\_\_\_ కు ఉదాహరణ ( )  
అ) పొద                      ఆ) గుల్మం                      ఇ) చెట్టు
3. కింది వానిలో జైషధం తయారీకి ఉపయోగపడే ఆకు \_\_\_\_\_ ( )  
అ) వేప                      ఆ) గుమ్మడి                      ఇ) క్రోటన్

### II. భాళీలను పూరించండి.

1. దృఢమైన కాండాన్ని కప్పి ఉండే బాహ్యపు పొర \_\_\_\_\_
2. \_\_\_\_\_ మొక్క కాండం మీద సన్నని నూగు ఉంటుంది.
3. మొక్కలు \_\_\_\_\_ ను పీల్చుకుంటాయి.

### III. జతపరచండి.

- | A          |     | B         |
|------------|-----|-----------|
| 1) పుదీనా  | ( ) | అ) పుష్పం |
| 2) గుమ్మడి | ( ) | ఆ) ఆకుకూర |
| 3) మందారం  | ( ) | ఇ) కాయగూర |

## సాధనపత్రం - 2

For All Classes New Text Books Open Below Link  
<https://bit.ly/all-classes-new-text-books>

### IV. బొమ్మ గీసి, రంగులు వేయండి.

మొక్క పటం గీసి భాగాలు గుర్తించండి.

### IV. కింది ప్రశ్నలకు జవాబులు రాయండి.

1. కాండాన్ని బట్టి మొక్కలను ఎన్ని రకాలుగా విభజించ వచ్చు? అవి ఏవి?

జ. \_\_\_\_\_

\_\_\_\_\_

\_\_\_\_\_

\_\_\_\_\_

\_\_\_\_\_

2. చెట్ల వలన కలిగే ఏవైనా నాలుగు ఉపయోగాలు రాయండి.

జ. \_\_\_\_\_

\_\_\_\_\_

\_\_\_\_\_

\_\_\_\_\_

# Lesson 3



For All Classes New Text Books Open Below Link  
<https://bit.ly/all-classes-new-text-books>

## Animals Around Us

### Glossary:

crawl	=	move on four limbs (పాకుట)
moist	=	wet (తేమ)
shelters	=	homes (గూడు)
decomposed	=	decayed (కుళ్ళిన)
wild animals	=	animals that live in forest (అడవి జంతువులు)
domestic animals	=	animals that can be reared (పెంపుడు జంతువులు)
herbivore	=	animals that feed on plants (శాఖాహారులు)
carnivore	=	animals that feed on other animals (మాంసాహారులు)
omnivore	=	animals eating both plants and other animals (ఉభయాహారులు)
terrestrial	=	an inhabitant of earth (నేలపైన నివశించేవి)
aquatic	=	living in water (నీటిలో నివశించేవి)
amphibians	=	living both on land and in water (నేలపైన, నీటిలో నివశించేవి)
nest	=	the home built by birds to lay eggs and hatch (పక్షిగూడు)



### Worksheet-1

Date:

### Concept: Introduction to animals around us

#### 1. Rewrite the following words (పదాలు చూచి రాయండి.)

1. agricultural farm = \_\_\_\_\_
2. birds = \_\_\_\_\_
3. animals = \_\_\_\_\_
4. ants = \_\_\_\_\_
5. squirrels = \_\_\_\_\_
6. surroundings = \_\_\_\_\_

### 3. Animals Around Us

For All Classes New Text Books Open Below Link  
<https://bit.ly/all-classes-new-text-books>

7. forests = \_\_\_\_\_
8. domestic animals = \_\_\_\_\_
9. wild animals = \_\_\_\_\_
10. pet animals = \_\_\_\_\_
11. farmers = \_\_\_\_\_
12. farming = \_\_\_\_\_
13. lay eggs = \_\_\_\_\_
14. guard = \_\_\_\_\_
15. milk = \_\_\_\_\_
16. meat = \_\_\_\_\_

#### 2. Choose the correct answer.


1. Cow gives us \_\_\_\_\_. ( )  
A) milk      B) cotton      C) silk      D) A & B
2. A \_\_\_\_\_ guards our house. (ఇంటిని కాపలాకాసేది) ( )  
A) horse      B) dog      C) goat      D) sheep
3. A hen gives us \_\_\_\_\_. ( )  
A) wool      B) eggs      C) milk      D) B & C
4. Animals like Leopard, Rhino and Bear (చిరుతపులులు, ఖడ్గమృగం, ఎలుగుబంటి) are called \_\_\_\_\_ ( )  
A) domestic animals      B) wild animals  
C) circus animals      D) A & B
5. Wild animals (ఆడవి జంతువులు) live in \_\_\_\_\_. ( )  
A) forest      B) house      C) Both A & B      D) None of the above
6. Hens and ducks (కోళ్ళు, బాతులు) lay \_\_\_\_\_. ( )  
A) eggs      B) fruits      C) milk      D) all the above
7. Fox and elephant (నక్క, ఏనుగు) are \_\_\_\_\_ animals. ( )  
A) domestic animals      B) aquatic animals  
C) big animals      D) wild animals



### 3. Animals Around Us

For All Classes New Text Books Open Below Link  
<https://bit.ly/all-classes-new-text-books>

#### 3. Match the animals with their relative picture.



dog (కుక్క)



roasted chicken (కాల్చిన కోడి)



hen (కోడి)



guards our homes (మన ఇళ్ళను కాపాడకాసేది)



honey bees (తేనెటీగలు)



silk cloth (పట్టు వస్త్రం)



silkworm (పట్టుపురుగులు)



honey (తేనె)

#### 4. Answer the following in a word or a phrase.

1. Write some domestic animals. (పెంపుడు జంతువుల పేర్లు)

\_\_\_\_\_

2. Name some wild animals. (వన్య జంతువుల)

\_\_\_\_\_

3. Which animal carries heavy loads? (ఎక్కువ బరువులు మోసుకెళ్లే జంతువులు)


\_\_\_\_\_



Poor



Fair



Average



Good



Excellent

Signature of the Teacher

### 3. Animals Around Us

For All Classes New Text Books Open Below Link  
<https://bit.ly/all-classes-new-text-books>



## Worksheet-2

Date: \_\_\_\_\_

### Concept: Jump and Fly

#### 1. Rewrite the following words (పదాలు చూచి రాయండి.)

1. jump = \_\_\_\_\_
2. fly = \_\_\_\_\_
3. walk = \_\_\_\_\_
4. crawl = \_\_\_\_\_
5. swim = \_\_\_\_\_
6. wings = \_\_\_\_\_
7. legs = \_\_\_\_\_
8. fins = \_\_\_\_\_
9. tail = \_\_\_\_\_
10. hop = \_\_\_\_\_

#### 2. Name two animals or birds that can do the following.

- A) can fly (ఎగరగలిగేవి) \_\_\_\_\_
- B) can crawl (పాకగలిగేవి) \_\_\_\_\_
- C) can walk (నడవగలిగేవి) \_\_\_\_\_
- E) can hop (దుమకగలిగేవి) \_\_\_\_\_

### 3. Animals Around Us


For All Classes New Text Books Open Below Link  
<https://bit.ly/all-classes-new-text-books>

#### 3. Word search: (పద అన్వేషణ)

Search the names of eight wild animals from the grid with the help of given pictures, and write their names. One has been done for you: (చిత్రాల ఆధారంగా పదాలను కనుక్కోండి).



R	Z	D	K	L	L	I	O	N	Q
C	Z	O	P	F	I	S	W	Q	R
G	E	G	D	G	D	E	E	R	A
Y	C	F	O	B	B	J	E	F	B
T	I	G	E	R	B	N	C	R	B
J	A	C	K	A	L	Q	H	B	I
M	H	C	J	O	G	G	Z	Z	T
N	R	X	L	V	Z	E	B	R	A
L	X	G	M	G	F	C	F	O	X
L	J	V	N	S	B	E	A	R	V




Lion



Poor



Fair



Average



Good



Excellent

Signature of the Teacher

### 3. Animals Around Us

For All Classes New Text Books Open Below Link  
<https://bit.ly/all-classes-new-text-books>



## Worksheet-3

Date: \_\_\_\_\_

**Concept: My home (terrestrial, aquatic and amphibian)**

**1. Rewrite the following words (పదాలు చూచి రాయండి.)**

1. grasshopper = \_\_\_\_\_
2. terrestrial animals = \_\_\_\_\_
3. aquatic animals = \_\_\_\_\_
4. amphibians = \_\_\_\_\_
5. webbed = \_\_\_\_\_
6. hind limbs = \_\_\_\_\_
7. pond = \_\_\_\_\_

**2. Fill in the blanks.**

1. Fishes swim and live in (చేపలు ఈడుతాయి) \_\_\_\_\_.
2. The animal that lives both in water and on land are called (నేల పైన, నీటిలో నివశించే జీవులు) \_\_\_\_\_.
3. The animals that live on land are called (నేలపై నివశించే జీవులు) \_\_\_\_\_.

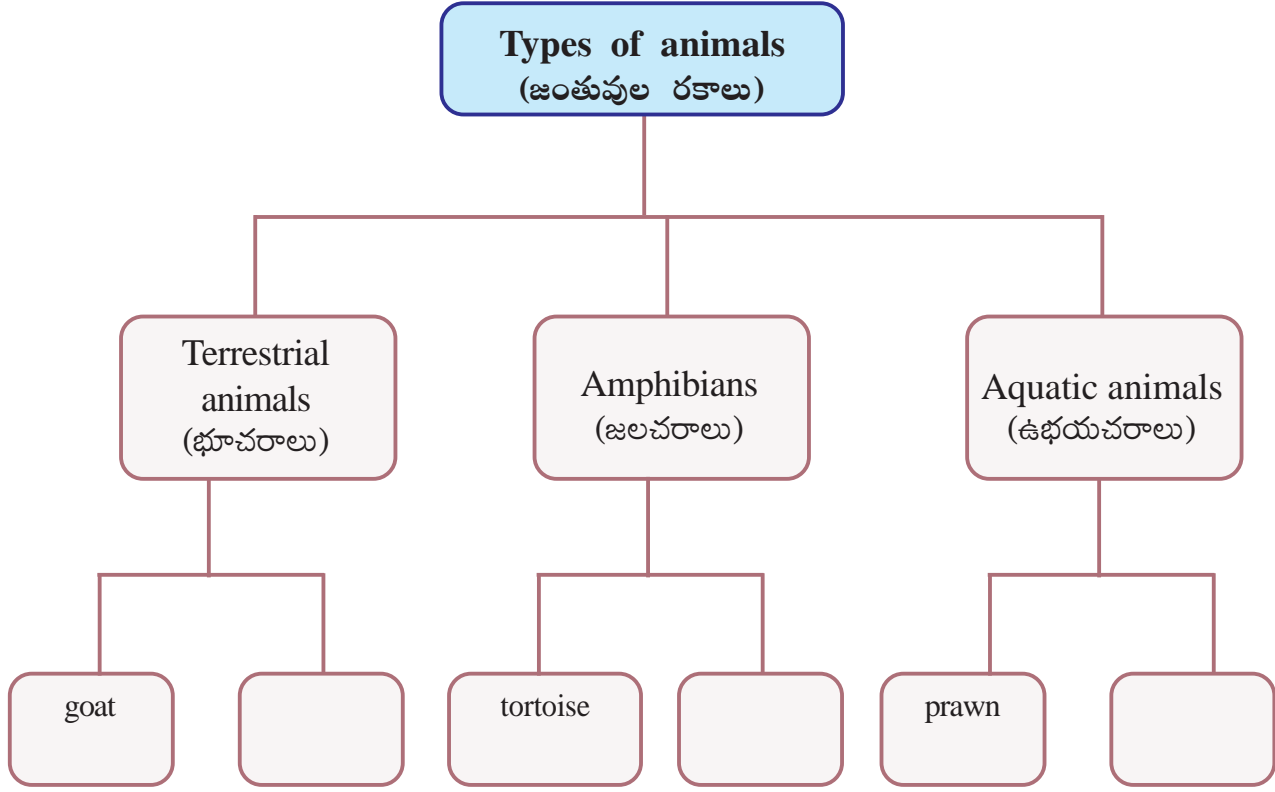
**3. Answer the following questions.**

1. What are aquatic animals? (జలచర జీవులు)  
A. \_\_\_\_\_  
\_\_\_\_\_
2. Where do amphibians live? (ఉభయచరాలు)  
A. \_\_\_\_\_

### 3. Animals Around Us




For All Classes New Text Books Open Below Link  
<https://bit.ly/all-classes-new-text-books>

#### 4. Fill the Flow chart:






#### 5. Put '✓' mark.





Amphibian



Aquatic



Terrestrial



Signature of the Teacher

### 3 Animals Around Us

For All Classes New Text Books Open Below Link  
<https://bit.ly/all-classes-new-text-books>



#### Worksheet-4

Date: \_\_\_\_\_

#### Concept: Homes of various animals


#### 1. Rewrite the following words (పదాలు చూచి రాయండి.)

1. den = \_\_\_\_\_
2. kennel = \_\_\_\_\_
3. nest = \_\_\_\_\_
4. ant hill = \_\_\_\_\_
5. stable = \_\_\_\_\_
6. shed = \_\_\_\_\_

#### 2. Match the animals with their shelters.


జంతువులను వాటి నివాసాలతో జతపరచండి. బ్రాకెట్‌లో దానికి సంబంధించిన అంకె రాయండి.

A



1.

( )



2.

( )



3.

( )



4.

( )

B



a)



b)



c)



d)


### 3 Animals Around Us

For All Classes New Text Books Open Below Link  
<https://bit.ly/all-classes-new-text-books>

#### 3. Let us match (జతపరచండి).

A		B
1. Lions	( )	a) Stable
2. Dogs	( )	b) Den
3. Horses	( )	c) Kennel
4. Cows	( )	d) Nest
5. Birds	( )	e) Shed


#### 4. Colour the following animals (రంగులు వేయండి).



Poor



Fair



Average



Good



Excellent

Signature of the Teacher



### 3. Animals Around Us

For All Classes New Text Books Open Below Link  
<https://bit.ly/all-classes-new-text-books>



## Worksheet-5

Date: \_\_\_\_\_

### Concept: Herbivores, Carnivores and Omnivores

#### 1. Rewrite the following words (పదాలు చూచి రాయండి.)

1. hungry = \_\_\_\_\_
2. grass = \_\_\_\_\_
3. herbivores = \_\_\_\_\_
4. carnivores = \_\_\_\_\_
5. omnivores = \_\_\_\_\_
6. natural scavengers = \_\_\_\_\_
7. sounds = \_\_\_\_\_
8. communicate = \_\_\_\_\_
9. barking = \_\_\_\_\_

#### 2. Fill in the blanks. (ఖాళీలు పూరించండి.)

1. Parrots and squirrels feed on (చిలుక, ఉడుతలు తినేవి) \_\_\_\_\_.
2. Carnivores eat only (మాంసాహారులు) \_\_\_\_\_.
3. Caterpillar (గొంగలిపురుగు) is \_\_\_\_\_, it eats only \_\_\_\_\_.
4. Crow (కాకి) is \_\_\_\_\_, it eats \_\_\_\_\_ and \_\_\_\_\_.
5. Plants (మొక్కలు) are the food for \_\_\_\_\_.

### 3. Animals Around Us

For All Classes New Text Books Open Below Link  
<https://bit.ly/all-classes-new-text-books>

3. A zoo keeper received a group of animals for his animal kingdom zoo (జంతు ప్రదర్శనశాల). But he doesn't know which category each of these animals belong to. Help him out by tagging the animals with the following colour badges:

(జంతువుల పక్కన ఉన్న బ్యాడ్జీలకు ఆయా వర్గానికి చెందిన రంగులు వేసి అతనికి సహాయపడండి.)

Herbivores

(శాకాహారులు)




Carnivores

(మాంసాహారులు)



Omnivores

(ఉభయాహారులు)



4. Fill in the blanks. (ఖాళీలు పూరించండి.)

1. Birds (ప్క్షులు) do not have\_\_\_\_\_ ( )

A) beak      B) teeth      C) legs      D) feathers

2. Which of the following is a herbivore (శాకాహారి)? ( )

A) tiger      b) cat      c) cow      d) dog

### 3 Animals Around Us

For All Classes New Text Books Open Below Link  
<https://bit.ly/all-classes-new-text-books>

#### 5. Answer the following questions.

1. What are carnivores (మాంసాహారులు)?

A. \_\_\_\_\_  
\_\_\_\_\_

2. What are herbivores (శాకాహారులు)?





A. \_\_\_\_\_  
\_\_\_\_\_

3. What are omnivores (ఉభయాహారులు)?

A. \_\_\_\_\_  
\_\_\_\_\_

#### 6. What do you know about these animals?

Fill in the blanks. (ఖాళీలు పూరించండి.)

				
1. Name (పేరు)	zebra			
2. Lives on/in (నివాసం)		water		
3. Eats (ఆహారం)			small insects	
4. Movement (చలనం)				fly

### 3 Animals Around Us

For All Classes New Text Books Open Below Link  
<https://bit.ly/all-classes-new-text-books>



## Worksheet-6

Date: \_\_\_\_\_

### Concept: Concern to animals

#### 1. Rewrite the following words (పదాలు చూచి రాయండి.)

1. baby bird = \_\_\_\_\_
2. fell down = \_\_\_\_\_
3. climbed = \_\_\_\_\_
4. appreciated = \_\_\_\_\_
5. protect = \_\_\_\_\_
6. pain = \_\_\_\_\_
7. goat = \_\_\_\_\_

#### 1. Observe the creatures given in the picture. Each creature is denoted by a letter. Write the names of the animals and birds in the given boxes:

కింది చిత్రాలను గమనించండి. అవి అక్షరాలతో గుర్తించబడివున్నాయి. పక్షులు మరియు జంతువుల పేర్లు కింది బాక్సులలో రాయండి.



A. 

	O	
--	---	--

D. 

		R		
--	--	---	--	--

G. 

		B	B		
--	--	---	---	--	--

H. 

P		A		O		K
---	--	---	--	---	--	---

B. 

		N
--	--	---

E. 

	U		
--	---	--	--

C. 

G			
---	--	--	--

F. 

		G
--	--	---

I. 

G			T
---	--	--	---

### 3. Animals Around Us

For All Classes New Text Books Open Below Link  
<https://bit.ly/all-classes-new-text-books>

2. How do you show your concern towards animals and birds? (జంతవుల, పక్షుల పట్ల దయ)

---

---

### 3. Project:

While you were walking in a garden, suddenly you spotted a wounded parrot lying on the ground. What will you do? (గాయపడిన చిలుక నేలపై ఉంది)

---

---

4. Collect picture of bird / animal you like very much and write your feelings about it. (మీకు నచ్చిన పక్షి / జంతువు చిత్రాన్ని సేకరించి దానిపై మీ యొక్క అభిప్రాయాన్ని రాయండి.)



### 3 Animals Around Us

For All Classes New Text Books Open Below Link  
<https://bit.ly/all-classes-new-text-books>



## Worksheet-7

Date: \_\_\_\_\_

**Concept: Improve your learning**

### I. Conceptual Understanding (Tell and write).

**Answer the following questions.**

1. Tell and write the names of five pet animals (పెంపుడు జంతువులు).

.....

2. How do animals move from one place to another?

జంతువులు ఒక చోటి నుండి ఇంకోచోటికి ఎలా కదులుతాయి?

A. \_\_\_\_\_  
\_\_\_\_\_

3. How can we help the animals and birds (పక్షులు, జంతువులకు) around us ?

A. \_\_\_\_\_  
\_\_\_\_\_

### II. Questioning

4. Say who I am? నేనెవరినో చెప్పండి?

A) I am long and shiny.

I have no legs and no ears.

I crawl and live in an ant hill.

(పాకుతాను, చీమల పుట్టలో నివసిస్తాను)

Who am I? Who am I?

C) I have four legs.

I give milk (పాలు).

I eat leaves (ఆకులు).

Who am I? Who am I?

B) I live in water.

I never sleep.

I breathe with gills (మొప్పలు)

Who am I? Who am I?

D) I have wings (రెక్కలు).

I fly high in the sky (అకాశం).

I can see smaller things on the ground.

Who am I? Who am I?

A \_\_\_\_\_

B \_\_\_\_\_

C \_\_\_\_\_

D \_\_\_\_\_

### 3. Animals Around Us

For All Classes New Text Books Open Below Link  
<https://bit.ly/all-classes-new-text-books>

#### III. Experiments and field observations.

5. Some birds can fly, some birds cannot. Observe birds in your surroundings and categorize them under the proper headings. కొన్ని పక్షులు ఎగరగలవు, కొన్ని ఎగరలేవు. నీ చుట్టూ ఉన్న పక్షులను పరిశీలించి కిందనిచ్చిన రకాల శీర్షికతో వాటి పేర్లు రాయండి.

can fly (ఎగరగలవు)	cannot fly (ఎగరలేవు)

#### IV. Information skills - Project work.

6. Collect and paste or draw the pictures of two animals of each category in the given space. కింది జంతువుల రకాలకు సంబంధించి రెండు చిత్రములు సేకరించి ఇచ్చిన ఖాళీ స్థలంలో అతికించండి.

Pet పెంపుడు జంతువులు	Domestic పెంపుడు జంతువులు	Wild అడవి జంతువులు	Birds పక్షులు





### 3. Animals Around Us

For All Classes New Text Books Open Below Link  
<https://bit.ly/all-classes-new-text-books>

#### V. Drawing pictures and model making.

7. Colour the pictures given below. (రంగులు వేయండి)



#### VI. Appreciation, values and creating awareness towards biodiversity.

8. You know that mosquitoes harm us. Write three preventive measures to be taken to keep mosquitoes away. దోమలు మనకు హాని చేస్తాయి అని నీకు తెలుసు. దోమలను అరికట్టడానికి తీసుకోవలసిన జాగ్రత్తలు / పాటించాల్సిన 3 పద్ధతులు వ్రాయండి.


A. \_\_\_\_\_  
\_\_\_\_\_  
\_\_\_\_\_



Poor



Fair



Average



Good



Excellent

Signature of the Teacher

## Assessment - 3

For All Classes New Text Books Open Below Link  
<https://bit.ly/all-classes-new-text-books>

### I. Choose the correct answer.

1. \_\_\_\_\_ is a pet animal ( )  
a) lion                      b) fox                      c) dog
2. \_\_\_\_\_ is the animal that crawls ( )  
a) camel                      b) hen                      c) snake
3. The animal that lives in burrow / holes is \_\_\_\_\_ ( )  
a) monkey                      b) rat                      c) goat

### II. Fill in the blanks.

1. The animals that eat flesh of other animals are called \_\_\_\_\_.
2. Fish swims with the help of \_\_\_\_\_.
3. The sound made by dog is \_\_\_\_\_.

### III. Match the following.

- | A              |     | B           |
|----------------|-----|-------------|
| 1) Terrestrial | ( ) | a) fish     |
| 2) Aquatic     | ( ) | b) frog     |
| 3) Amphibian   | ( ) | c) elephant |

## Assessment - 3

For All Classes New Text Books Open Below Link  
<https://bit.ly/all-classes-new-text-books>

### IV. Draw and colour.

Draw the picture of a crane and colour it.

### IV. Answer the following questions.

1. What are amphibians?

A. \_\_\_\_\_  
\_\_\_\_\_  
\_\_\_\_\_  
\_\_\_\_\_  
\_\_\_\_\_

2. I have two legs, I lay eggs. Who am I?

A. \_\_\_\_\_  
\_\_\_\_\_  
\_\_\_\_\_  
\_\_\_\_\_

### సాధనపత్రం - 3

For All Classes New Text Books Open Below Link  
<https://bit.ly/all-classes-new-text-books>

#### I. సరైన సమాధానం రాయండి.

1. కింది వానిలో పెంపుడు జంతువు ఏది? ( )  
అ) సింహం      ఆ) నక్క      ఇ) కుక్క
2. కిందివానిలో పాకే జంతువు \_\_\_\_\_ ( )  
అ) ఒంటె      ఆ) కోడి      ఇ) పాము
3. కింది వానిలో బొరియల్ నివశించే జంతువు \_\_\_\_\_ ( )  
అ) కోతి      ఆ) ఎలుక      ఇ) మేక

#### II. ఖాళీలను పూరించండి.

1. జంతువులను మాత్రమే ఆహారంగా తినే వాటిని \_\_\_\_\_ అంటారు.
2. చేప \_\_\_\_\_ సహాయంతో ఈడుతుంది.
3. కుక్క అరుపును \_\_\_\_\_ అంటారు.

#### III. జతపరచండి.

- | A         |     | B        |
|-----------|-----|----------|
| 1) భూచరం  | ( ) | అ) చేప   |
| 2) జలచరం  | ( ) | ఆ) కప్ప  |
| 3) ఉభయచరం | ( ) | ఇ) ఏనుగు |

### సాధనపత్రం - 3

For All Classes New Text Books Open Below Link  
<https://bit.ly/all-classes-new-text-books>

#### IV. బొమ్మ గీసి, రంగులు వేయండి.

కొంగ బొమ్మను గీసి, రంగులు వేయండి.

#### IV. కింది ప్రశ్నలకు జవాబులు రాయండి.

1. ఉభయాహారులని వేటిని అంటారు?

జ. \_\_\_\_\_

\_\_\_\_\_

\_\_\_\_\_

\_\_\_\_\_

\_\_\_\_\_

2. నాకు రెండు కాళ్ళు ఉన్నాయి. నేను గుడ్లు పెడతాను. నేనెవరిని?

జ. \_\_\_\_\_

\_\_\_\_\_

\_\_\_\_\_

\_\_\_\_\_

# Lesson 4



For All Classes New Text Books Open Below Link  
<https://bit.ly/all-classes-new-text-books>

## Our Body

### Glossary:

occurred	=	caused (సంభవించుట)
plenty	=	lot of (ఎక్కువ)
disability	=	not able (వైకల్యం)
trim	=	shape (క్రమమైన)
precious	=	valuable (విలువైన)
organs	=	a part of an organism (అవయవాలు)



### Worksheet-1

Date:

**Concept: Introduction to parts of our body.**


**1. Rewrite the following words (పదాలు చూచి రాయండి.)**

1. eye = \_\_\_\_\_
2. head = \_\_\_\_\_
3. teeth = \_\_\_\_\_
4. nose = \_\_\_\_\_
5. skin = \_\_\_\_\_
6. mouth = \_\_\_\_\_
7. neck = \_\_\_\_\_
8. finger = \_\_\_\_\_
9. leg = \_\_\_\_\_
10. foot = \_\_\_\_\_
11. limbs = \_\_\_\_\_
12. trunk = \_\_\_\_\_

## 4. Our Body

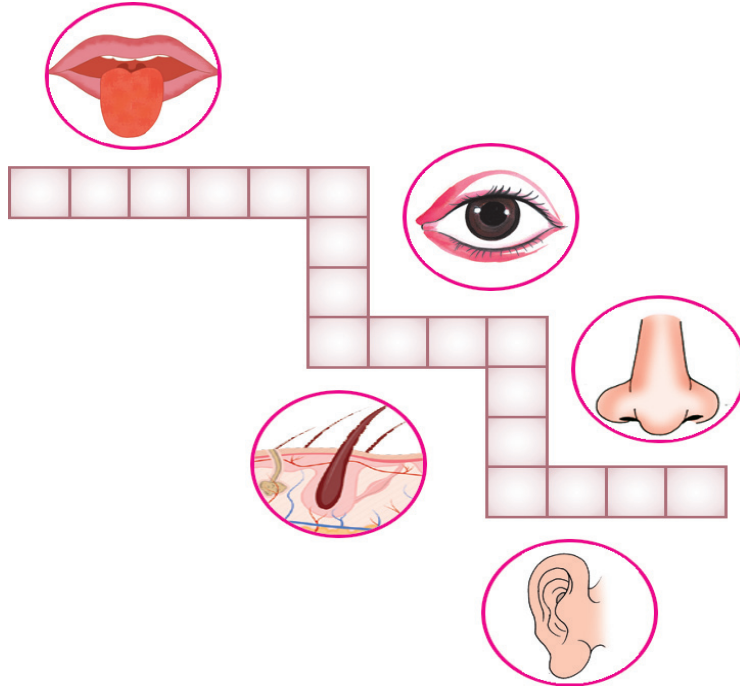
For All Classes New Text Books Open Below Link  
<https://bit.ly/all-classes-new-text-books>

2. You have already learnt about the different parts of our body. Label this diagram. (పటంలో భాగాలు గుర్తించండి.)



3. Activity time.

Write the names of five sense organs in this puzzle in such a way that they form a perfect ladder. (ఐదు జ్ఞానేంద్రియాల పేర్లు పజిల్‌లో పూరించండి.)



## 4. Our Body

For All Classes New Text Books Open Below Link  
<https://bit.ly/all-classes-new-text-books>

### 4. Let us do : Name the fingers. (పటంలో భాగాలు గుర్తించడం)

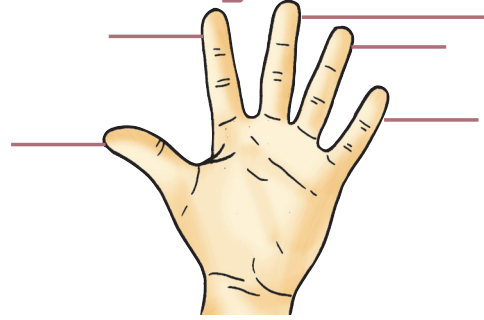
Little finger

Ring finger

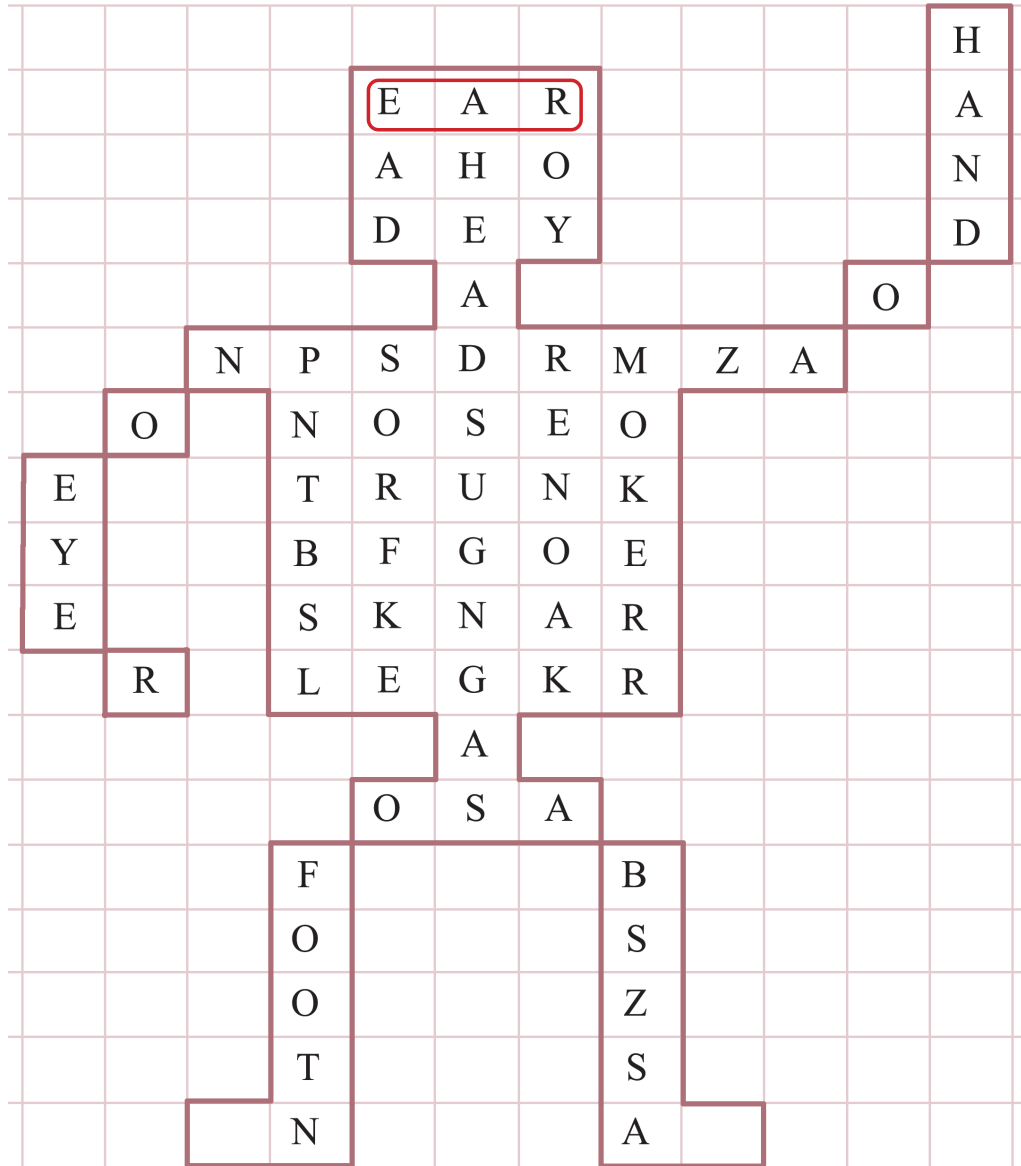
Index finger

Thumb

Middle finger



### 5. Names of body parts that are hidden in this grid. Find and circle them. One is done for you. (శరీరభాగాలు)





## 4. Our Body

For All Classes New Text Books Open Below Link  
<https://bit.ly/all-classes-new-text-books>



### Worksheet-2

Date: \_\_\_\_\_

#### Concept: Uses of body parts

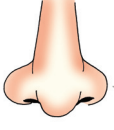
#### 1. Rewrite the following words (పదాలు చూచి రాయండి.)

1. see = \_\_\_\_\_
2. breathe = \_\_\_\_\_
3. smell = \_\_\_\_\_
4. eat food = \_\_\_\_\_
5. hear = \_\_\_\_\_
6. clap = \_\_\_\_\_
7. clean = \_\_\_\_\_
8. write = \_\_\_\_\_
9. walk = \_\_\_\_\_
10. run = \_\_\_\_\_
11. climb = \_\_\_\_\_
12. toe = \_\_\_\_\_
13. sense = \_\_\_\_\_
14. touch = \_\_\_\_\_
15. cold = \_\_\_\_\_
16. hot = \_\_\_\_\_
17. soft = \_\_\_\_\_

## 4. Our Body

For All Classes New Text Books Open Below Link  
<https://bit.ly/all-classes-new-text-books>

2. Draw a line from the picture on the left to the matching picture on the right.  
(గీత గీస్తూ జతపరచండి.)



3. Answer the following questions.

1. What do we do with our mouth? (నోటితో ఏమిచేస్తాం?)

A. \_\_\_\_\_

2. What do you do with your hands? (చేతులతో చేసే పనులేవి?)

A. \_\_\_\_\_

3. How do legs help us? (కాళ్ళు మనకు ఎలా సహాయపడుతున్నాయి?)

A. \_\_\_\_\_

## 4. Our Body

For All Classes New Text Books Open Below Link  
<https://bit.ly/all-classes-new-text-books>



### Worksheet-3

Date:

**Concept: I can see ( activity)**

**1. Rewrite the following words (పదాలు చూచి రాయండి.)**



1. bell = \_\_\_\_\_
2. book = \_\_\_\_\_
3. sweet = \_\_\_\_\_
4. pencil = \_\_\_\_\_
5. jaggery = \_\_\_\_\_
6. cotton = \_\_\_\_\_
7. wool = \_\_\_\_\_
8. coordination = \_\_\_\_\_
9. blindfold = \_\_\_\_\_
10. taste = \_\_\_\_\_
11. smell = \_\_\_\_\_
12. touch = \_\_\_\_\_
13. fragrance = \_\_\_\_\_

## 4. Our Body

For All Classes New Text Books Open Below Link  
<https://bit.ly/all-classes-new-text-books>

### 2. Identify the things that can be felt with touch, smell and taste.

కింది వస్తువులను స్పర్శ, వాసన మరియు రుచి ద్వారా గుర్తించండి.



Write a few things that you can identify.

పైన మీ అనుభవాలను కింది పట్టికలో నమోదు చెయ్యండి.

Through touch (స్పర్శ ద్వారా)	Through smell (వాసన ద్వారా)	Through taste (రుచి ద్వారా)

## 4. Our Body

For All Classes New Text Books Open Below Link  
<https://bit.ly/all-classes-new-text-books>

### 3. Draw the sense organs (జ్ఞానేంద్రియాలు) which help us to:

see the beautiful world అందమైన ప్రపంచం చూపించడానికి	
smell the fragrance of the jasmine మల్లెలు సువాసన పీల్చడానికి	
shake hands with friends మిత్రులతో కరచాలనం చెయ్యడానికి	
taste the yummy soft cake కేకు రుచిని అస్వాదించడానికి	
hear a melodious song మధురమైన సంగీతం వినడానికి	

### 4. Write the part of the body which helps us to do the following activities.

ఒకే శరీర భాగంతో చేసే పనులు, దానికి సహకరించే ఇతర శరీరభాగాలను పట్టికలో నమోదు చెయ్యండి.

running, eating, playing, writing, reading, cooking, jumping, walking


Body parts used	
activity (చేసే పని)	body part (ఉపయోగపడే శరీర భాగం)
1	
2	
3	
4	
5	
6	
7	



Poor



Fair



Average



Good



Excellent

Signature of the Teacher

## 4. Our Body

For All Classes New Text Books Open Below Link  
<https://bit.ly/all-classes-new-text-books>



### Worksheet-4

Date: \_\_\_\_\_

#### Concept: Healthy body

#### 1. Rewrite the following words (పదాలు చూచి రాయండి.)

1. healthy = \_\_\_\_\_
2. grow = \_\_\_\_\_
3. strong = \_\_\_\_\_
4. vegetables = \_\_\_\_\_
5. need = \_\_\_\_\_
6. eat = \_\_\_\_\_

#### 2. Fill in the blanks with the words in the help box.

Healthy, clean, vegetables, fruits

1. We should always keep our body \_\_\_\_\_.  
మనం శరీరాన్ని ఎల్లప్పుడు \_\_\_\_\_గా ఉంచుకోవాలి.
2. Eat \_\_\_\_\_ food to stay strong.  
మనం శక్తి కోసం \_\_\_\_\_ తినాలి.
3. We should eat a lot of \_\_\_\_\_ and \_\_\_\_\_.  
మనం ఎక్కువగా \_\_\_\_\_ మరియు \_\_\_\_\_ తినాలి.

#### 2. Answer the following questions.

1. What made Raju fall sick? (రాజు ఎందుకు ఆరోగ్యంగా లేడు?)  
A. \_\_\_\_\_
2. How do we keep our body clean? (మనం మన శరీరాన్ని ఎలా శుభ్రంగా ఉంచుకోవాలి?)  
A. \_\_\_\_\_
3. What kind of food do we eat to stay strong? (మనం ఆరోగ్యంగా ఉండడానికి ఎటువంటి ఆహారాన్ని తీసుకోవాలి?)  
A. \_\_\_\_\_

## 4. Our Body

For All Classes New Text Books Open Below Link  
<https://bit.ly/all-classes-new-text-books>

3. Read the given sentences and write the corresponding number under the appropriate picture.



Take a bath.

స్నానం చెయ్యడం.



Brush your teeth twice a day.

రోజుకు రెండు సార్లు పళ్ళు తోముకోవడం.



Trim nails once in a week.

వారానికి ఒకసారి గోళ్ళు కత్తిరించుకోవడం.



Eat fruits and vegetables.

పండ్లు, కూరగాయలు తినడం.



Exercise daily.

రోజూ వ్యాయామం చెయ్యడం.



Drink plenty of water.


నీళ్ళు ఎక్కువగా తాగడం.



Poor



Fair



Average



Good



Excellent

Signature of the Teacher

## 4. Our Body

For All Classes New Text Books Open Below Link  
<https://bit.ly/all-classes-new-text-books>



### Worksheet-5

Date: \_\_\_\_\_

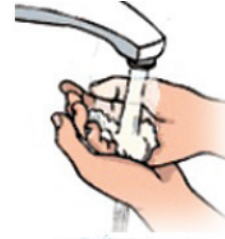
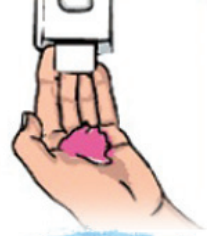
#### Concept: Hand wash

#### 1. Rewrite the following words (పదాలు చూచి రాయండి.)

1. palm to palm = \_\_\_\_\_
2. between fingers = \_\_\_\_\_
3. thumb = \_\_\_\_\_
4. wrist = \_\_\_\_\_
5. rinse = \_\_\_\_\_
6. wipe = \_\_\_\_\_

#### 2. Give the number to show the correct order (Hand wash steps).

చేతులు శుభ్రం చేసుకోవడంలో వివిధ దశలను ఒకరున క్రమంలో అంకెలతో సూచించండి.





## 4. Our Body

For All Classes New Text Books Open Below Link  
<https://bit.ly/all-classes-new-text-books>

### 3. Demonstrate hand wash activity in the classroom.

చేతులు శుభ్రం చేసే కార్యక్రమాన్ని మీ తరగతి గదిలో ప్రదర్శించండి.

### 4. Answer the following questions. కింది ప్రశ్నలకు సమాధానాలు రాయండి.

1. What will happen if we do not wash hands? చేతులు కడగకపోతే ఏమి జరుగుతుంది?

A. \_\_\_\_\_  
\_\_\_\_\_  
\_\_\_\_\_

2. When should we wash our hands? మనం ఎప్పుడెప్పుడు చేతులు కడగాలి?

A. \_\_\_\_\_  
\_\_\_\_\_  
\_\_\_\_\_

3. Why should we wash our hands before eating? మనం ఏదైనా తినేముందు చేతులు ఎందుకు కడగాలి?


A. \_\_\_\_\_  
\_\_\_\_\_  
\_\_\_\_\_



Poor



Fair



Average



Good



Excellent

Signature of the Teacher

## 4. Our Body

For All Classes New Text Books Open Below Link  
<https://bit.ly/all-classes-new-text-books>



### Worksheet-6

Date: \_\_\_\_\_

#### Concept: Good touch and bad touch

#### 1. Rewrite the following words (పదాలు చూచి రాయండి.)

1. chest = \_\_\_\_\_
2. between legs = \_\_\_\_\_
3. good touch = \_\_\_\_\_
4. bad touch = \_\_\_\_\_
5. don't touch = \_\_\_\_\_
6. afraid = \_\_\_\_\_

#### 2. Fill in the blanks with the words from the help box.

good touch, bad touch, avoid, good / happy

1. A touch that cares for us is called \_\_\_\_\_. (మన సంరక్షణ కోరే స్పర్శ)
2. A touch that makes us feel scared is called \_\_\_\_\_. (మనకు భయాన్ని కలిగించే స్పర్శ)
3. If someone touches us, we feel happy. This is \_\_\_\_\_ touch.  
(మనకి ఒకరి స్పర్శ బాగుగా అనిపిస్తే \_\_\_\_\_ ఉంటుంది.)
4. We have to \_\_\_\_\_ bad touch. (మనకి ఒకరి స్పర్శ చెడుగా అనిపిస్తే అలాంటి వారికి మనం \_\_\_\_\_ ఉండాలి.)

## 4. Our Body

For All Classes New Text Books Open Below Link  
<https://bit.ly/all-classes-new-text-books>

### 3. Read the sentences below and write them in the appropriate box.

1. Parents hug.  
తల్లిదండ్రులు హత్తుకోవడం.
2. Feel uncomfortable.  
అసౌకర్యానికి గురవ్వడం.
3. Pat from the teacher.  
ఉపాధ్యాయుడు భుజం తట్టడం.
4. Brother pulling your cheeks.  
అన్నయ్య బుగ్గలు పట్టుకు లాగడం.
5. Someone trying to hurt you.  
ఇతరులు నిన్ను గాయపరచడానికి చూడడం.
6. Someone touching your private parts.  
వ్యక్తిగత శరీరభాగాలు అపరిచితులు స్పర్శించడం.
7. Someone kicks, pinches, hits and slaps.  
ఇతరులు నిన్ను తన్నడం, గిల్లడం మరియు కొట్టడం.

Good touch (మంచి స్పర్శ)	Bad touch (చెడు స్పర్శ)

## 4. Our Body


For All Classes New Text Books Open Below Link  
<https://bit.ly/all-classes-new-text-books>

### 4. Fill in the blanks with the words in the help box.

parents/teachers, don't touch me, no

1. Say \_\_\_\_\_ to bad touch. చెడు స్పర్శకు \_\_\_\_\_ అని చెప్పండి.
2. Never be afraid to shout and say \_\_\_\_\_. నేను ఎవరినీ అమర్యాదగా ప్రవర్తించడానికి \_\_\_\_\_.
3. If you feel uncomfortable, you must tell your \_\_\_\_\_.  
(\_\_\_\_\_ అని అరడానికి, చెప్పడానికి భయపడొద్దు.)

### 5. Identify the touch in the following pictures write 'G' for good touch and 'B' for bad touch in the circles provided.



## 4. Our Body

For All Classes New Text Books Open Below Link  
<https://bit.ly/all-classes-new-text-books>



### Worksheet-7

Date:

**Concept: Improve your learning**

#### I. Conceptual Understanding (Tell and write).

Answer the following questions.

1. Tell and write the uses of your body parts. మీ శరీరభాగాల ఉపయోగాలు రాయండి.

A. \_\_\_\_\_  
\_\_\_\_\_

2. Name the parts of the body that you use to speak in the phone.

ఫోన్‌లో మాట్లాడేటప్పుడు మీరు ఉపయోగించే శరీర భాగాలను రాయండి.

A. \_\_\_\_\_  
\_\_\_\_\_

3. Write three good habits you have. మీకున్న మూడు మంచి అలవాట్లు రాయండి.

A. \_\_\_\_\_  
\_\_\_\_\_  
\_\_\_\_\_

#### II. Questioning

4. What will happen if you are silent when someone touch your private parts?

నీ రహస్య భాగాలని ఎవరైనా తాకినప్పుడు నీవు మౌనంగా ఉంటే ఏం జరుగుతుంది?

A. \_\_\_\_\_  
\_\_\_\_\_

#### III. Experiment and field investigations.

5. Ravi observed his dress in the mirror and wrote his feelings/appreciation.

I look good, my dress is clean. I am tidy, I am healthy. నా దుస్తులు శుభ్రంగా, ఆరోగ్యంగా ఉన్నాయి.

Observe your dress in the mirror and write your observations like Ravi.

A. \_\_\_\_\_  
\_\_\_\_\_

## 4. Our Body

For All Classes New Text Books Open Below Link  
<https://bit.ly/all-classes-new-text-books>

### IV. Information skills - Project work.


6. Observe your friends and write some good habits practised by them.

నీ స్నేహితులను గమనించి వారు పాటిస్తున్న మంచి అలవాట్లను రాయండి.

A. \_\_\_\_\_  
\_\_\_\_\_  
\_\_\_\_\_

### V. Drawing pictures and model making.

7. Label the parts. బొమ్మ గీచి శరీర భాగాలు పేర్లు రాయండి.



\_\_\_\_\_  
\_\_\_\_\_  
\_\_\_\_\_  
\_\_\_\_\_  
\_\_\_\_\_  
\_\_\_\_\_

### VI. Appreciation, values and creating awareness towards biodiversity.

8. What will you do after using toilet? టాయిలెట్ ఉపయోగించిన తరువాత నీవు ఏం చేస్తావు?

A. \_\_\_\_\_  
\_\_\_\_\_

## 4. Our Body

For All Classes New Text Books Open Below Link  
<https://bit.ly/all-classes-new-text-books>

1. Draw the sense organs and colour them. జ్ఞానేంద్రియాల బొమ్మలు గీసి, రంగులు వేయండి.

## 4. Our Body

For All Classes New Text Books Open Below Link  
<https://bit.ly/all-classes-new-text-books>

2. Collect the pictures of wild animals and paste in the given space. వన్య జంతువుల బొమ్మలను సేకరించి కింద అతికించండి.



## 4. Our Body

For All Classes New Text Books Open Below Link  
<https://bit.ly/all-classes-new-text-books>

3. Draw a plant and label the parts. మొక్కను గీసి, భాగాలు గుర్తించండి.

4. Observe and write the names of some creepers and climbers in your surroundings.

మీ పరిసరాల్లో పాకే, ఎగపాకే మొక్కలను పరిశీలించి వాటి పేర్లు రాయండి.

## Assessment - 4

For All Classes New Text Books Open Below Link  
<https://bit.ly/all-classes-new-text-books>

### I. Choose the correct answer.

1. The part of the body that is not in our head \_\_\_\_\_ ( )  
a) eyes                      b) nose                      c) hands
2. The organs used to play a ball game are \_\_\_\_\_ ( )  
a) legs                      b) hands                      c) A & B
3. Child line number is \_\_\_\_\_ ( )  
a) 1098                      b) 9810                      c) 1198

### II. Fill in the blanks.

1. The finger between the thumb and the middle finger is called \_\_\_\_\_.
2. The organ which helps to smell is \_\_\_\_\_.
3. The touch that makes us feel angry or scared is \_\_\_\_\_ touch.

### III. Match the following.

- | A         |     | B            |
|-----------|-----|--------------|
| 1) Ears   | ( ) | a) to see    |
| 2) Tongue | ( ) | b) to listen |
| 3) Eyes   | ( ) | c) to taste  |

## Assessment - 4

For All Classes New Text Books Open Below Link  
<https://bit.ly/all-classes-new-text-books>

### IV. Draw and colour.

Draw the picture of your face and colour it.

### IV. Answer the following questions.

1. Who are known as physically challenged people?

A. \_\_\_\_\_  
\_\_\_\_\_  
\_\_\_\_\_  
\_\_\_\_\_  
\_\_\_\_\_

2. Write examples for good touch?

A. \_\_\_\_\_  
\_\_\_\_\_  
\_\_\_\_\_  
\_\_\_\_\_

## సాధనపత్రం - 4

For All Classes New Text Books Open Below Link  
<https://bit.ly/all-classes-new-text-books>

### I. సరైన సమాధానం రాయండి.

1. కింది వానిలో తలలోని భాగం కానిది \_\_\_\_\_ ( )  
అ) కళ్ళు                      ఆ) ముక్కు                      ఇ) చేతులు
2. బంతి ఆట ఆడడానికి ఉపయోగపడే అవయవం \_\_\_\_\_ ( )  
అ) కాళ్ళు                      ఆ) చేతులు                      ఇ) అ మరియు ఆ
3. చైల్డ్ లైన్ నెంబరు \_\_\_\_\_ ( )  
అ) 1098                      ఆ) 9810                      ఇ) 1198

### II. ఖాళీలను పూరించండి.

1. బొటన వేలు, మధ్య వేలుకు మధ్యలో ఉండే వేలును \_\_\_\_\_ అంటారు.
2. వాసన చూడడానికి ఉపయోగపడే అవయవం \_\_\_\_\_.
3. మనకు కోపం, భయం కలిగించే స్పర్శను \_\_\_\_\_ స్పర్శ అంటారు.

### III. జతపరచండి.

- | A         |     | B             |
|-----------|-----|---------------|
| 1) చెవులు | ( ) | అ) చూడడం      |
| 2) నాలుక  | ( ) | ఆ) వినడం      |
| 3) కళ్ళు  | ( ) | ఇ) రూచి చూడడం |

## సాధనపత్రం - 4

For All Classes New Text Books Open Below Link  
<https://bit.ly/all-classes-new-text-books>

### IV. బొమ్మ గీసి, రంగులు వేయండి.

ముఖం బొమ్మను గీసి, రంగులు వేయండి.

### IV. కింది ప్రశ్నలకు జవాబులు రాయండి.

1. దివ్యాంగులు అంటే ఎవరు?

జ. \_\_\_\_\_

\_\_\_\_\_

\_\_\_\_\_

\_\_\_\_\_

\_\_\_\_\_

2. మంచి స్పర్శకు ఉదాహరణలు రాయండి.

జ. \_\_\_\_\_

\_\_\_\_\_

\_\_\_\_\_

\_\_\_\_\_

# Lesson 5



For All Classes New Text Books Open Below Link  
<https://bit.ly/all-classes-new-text-books>

## Food Keeps us Fit and Healthy

### Glossary:

rawfood	=	food that is not cooked (వండని ఆహారం)
cooked food	=	cooked before eating (వండిన ఆహారం)
digestion	=	breaking down food into small pieces (జీర్ణక్రియ)
healthy	=	in a good physical or mental health (ఆరోగ్యకరమైన)
tubers	=	a much thickened underground part of a stem (దుంపలు)
process	=	a series of actions or steps (విధానం)

Date:

**Concept: Introduction, common food items consumed by every one.**

**1. Rewrite the following words (పదాలు చూచి రాయండి.)**

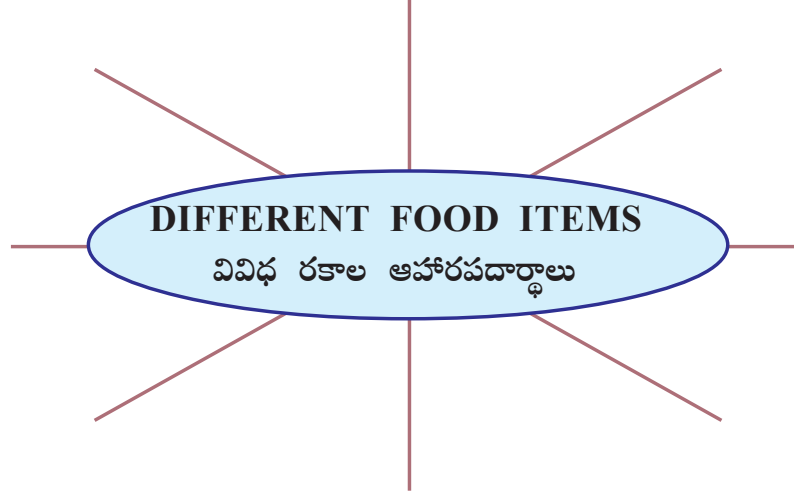
1. picnic = \_\_\_\_\_
2. neighbour = \_\_\_\_\_
3. variety = \_\_\_\_\_
4. beach = \_\_\_\_\_
5. swam = \_\_\_\_\_
6. seashore = \_\_\_\_\_
7. shells = \_\_\_\_\_

## 5. Food keeps us fit and healthy

For All Classes New Text Books Open Below Link  
<https://bit.ly/all-classes-new-text-books>

8. delicious = \_\_\_\_\_
9. previous = \_\_\_\_\_
10. consume = \_\_\_\_\_

### 2. Mind map (మైండ్ మ్యాప్).



### 3. Choose the suitable words for the pictures and write in the space given below.

సరియైన జవాబులు గుర్తించండి. కింద ఇవ్వబడిన స్థలంలో రాయండి.


Supper-Lunch-Snacks-Breakfast (రాత్రి భోజనం-మధ్యహ్నం భోజనం-చిరుతిళ్ళు-అల్పాహారం).




Poor



Fair



Average



Good



Excellent

Signature of the Teacher

## 5. Food keeps us fit and healthy

For All Classes New Text Books Open Below Link  
<https://bit.ly/all-classes-new-text-books>



### Worksheet-2

Date: \_\_\_\_\_

**Concept:** Why do we eat food?

**Activities on what we can eat and what we cannot eat?**

**1. Rewrite the following words (పదాలు చూచి రాయండి.)**

- |                   |   |       |
|-------------------|---|-------|
| 1. village        | = | _____ |
| 2. journey        | = | _____ |
| 3. lunch          | = | _____ |
| 4. hungry         | = | _____ |
| 5. breakfast      | = | _____ |
| 6. energy         | = | _____ |
| 7. peanuts        | = | _____ |
| 8. infant         | = | _____ |
| 9. flattened rice | = | _____ |
| 10. chew          | = | _____ |

**2. Answer the following questions. కింది ప్రశ్నలకు సమాధానాలు రాయండి.**

1. Have you ever been to school without eating food (ఏమి తినకుండా)?

A. \_\_\_\_\_

2. How do you feel (ఎలా అనిపించింది) when you don't eat anything for a whole day?

A. \_\_\_\_\_

3. What type of food do we need to be active (క్రియాశీల)?

A. \_\_\_\_\_

4. What kind of food does John's grandfather (తాతయ్య) eat at night?

A. \_\_\_\_\_



## 5. Food keeps us fit and healthy

For All Classes New Text Books Open Below Link  
<https://bit.ly/all-classes-new-text-books>

5. Do people of all ages (అన్ని వయసుల వాళ్ళు) eat the same kind of food?

A. \_\_\_\_\_

6. Why didn't John's younger brother eat peanuts (పల్లీలు)?

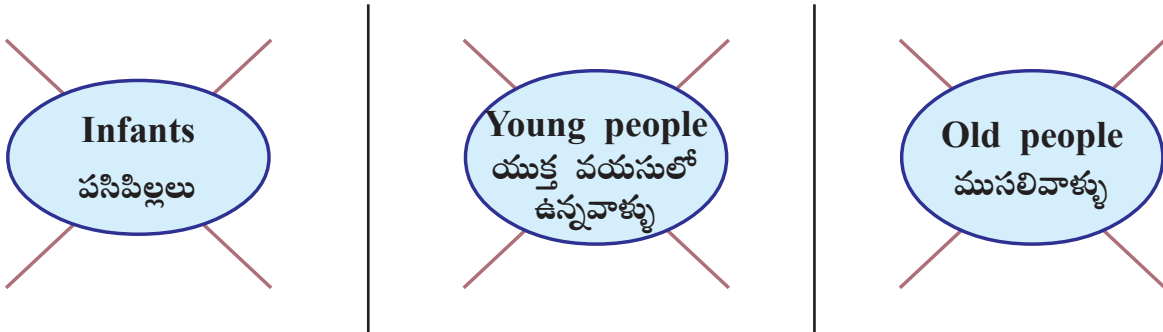
A. \_\_\_\_\_

### 3. Fill in the blanks. (ఖాళీలు పూరించండి.)

1. Food gives us (అహారం మనకు) \_\_\_\_\_.
2. We eat \_\_\_\_\_ to work, grow and stay alive (పెరుగుట సజీవంగా ఉండుట).
3. John bought (తెచ్చాడు) \_\_\_\_\_.
4. He wanted to give this to his \_\_\_\_\_.
5. Infants (పసిపిల్లలకు) don't have \_\_\_\_\_.
6. Old people (ముసలివాళ్ళు) eat \_\_\_\_\_ food.

### 4. Mind map (మైండ్ మ్యాప్).

Food taken by infants, young people and old people.



5. Arun falls sick very often. (అర్జున్ తరచుగా జబ్బు పడుతూ ఉంటాడు). Which of the following food should he eat? Tick ( ✓ ) in the box given under picture.


		



Poor



Fair



Average



Good



Excellent

Signature of the Teacher

## 5. Food keeps us fit and healthy

For All Classes New Text Books Open Below Link  
<https://bit.ly/all-classes-new-text-books>



### Worksheet-3

Date: \_\_\_\_\_

**Concept: The food we eat and identify the vegetables.**

**1. Rewrite the following words (పదాలు చూచి రాయండి.)**

1. prepare = \_\_\_\_\_
2. vegetables = \_\_\_\_\_
3. knowledge = \_\_\_\_\_
4. identify = \_\_\_\_\_
5. brinjal = \_\_\_\_\_
6. ladies finger = \_\_\_\_\_
7. bottlegourd = \_\_\_\_\_
8. banana = \_\_\_\_\_
9. cabbage = \_\_\_\_\_
10. drumstick = \_\_\_\_\_
11. beetroot = \_\_\_\_\_
12. apple = \_\_\_\_\_
13. cauliflower = \_\_\_\_\_

## 5. Food keeps us fit and healthy

For All Classes New Text Books Open Below Link  
<https://bit.ly/all-classes-new-text-books>

**Concept: The food we eat and identify the vegetables.**

2. List out the following food items according to their source.

కింది చిత్రాలు చూడండి. జంతువుల నుండి లభించే ఆహారం పదార్థాలను మొక్కల నుండి లభించే ఆహారం పదార్థాలను వేరు చేయండి. కింది పట్టికలో రాయండి.



S.No వ.నెం.	Available from plants మొక్కల నుండి లభించేవి	Available from animals జంతువుల నుండి లభించేవి

3. Pictures of some vegetables are given here. కింది కొన్ని కూరగాయలు ఇవ్వబడినవి. What items can be prepared with these vegetables and write them in the boxes.

కూరగాయలతో తయారుచేసే కొన్ని ఆహార పదార్థాలను పెట్టెలలో రాయండి.


	<input type="text"/>	<input type="text"/>	<input type="text"/>
	<input type="text"/>	<input type="text"/>	<input type="text"/>
	<input type="text"/>	<input type="text"/>	<input type="text"/>
	<input type="text"/>	<input type="text"/>	<input type="text"/>



Poor



Fair



Average



Good



Excellent

Signature of the Teacher

## 5. Food keeps us fit and healthy

For All Classes New Text Books Open Below Link  
<https://bit.ly/all-classes-new-text-books>



### Worksheet-4

Date: \_\_\_\_\_

**Concept: Food from plants.**

**1. Rewrite the following words (పదాలు చూచి రాయండి.)**

1. diet = \_\_\_\_\_
2. paddy = \_\_\_\_\_
3. wheat = \_\_\_\_\_
4. millets = \_\_\_\_\_
5. grains = \_\_\_\_\_
6. edible = \_\_\_\_\_
7. ginger = \_\_\_\_\_
8. radish = \_\_\_\_\_
9. potato = \_\_\_\_\_
10. carrot = \_\_\_\_\_
11. cabbage = \_\_\_\_\_
12. spinach = \_\_\_\_\_
13. saffron = \_\_\_\_\_
14. muskmelon = \_\_\_\_\_

## 5. Food keeps us fit and healthy

For All Classes New Text Books Open Below Link  
<https://bit.ly/all-classes-new-text-books>

15. jackfruit = \_\_\_\_\_
16. mushroom = \_\_\_\_\_
17. cashew = \_\_\_\_\_
19. groundnuts = \_\_\_\_\_
20. pulses = \_\_\_\_\_

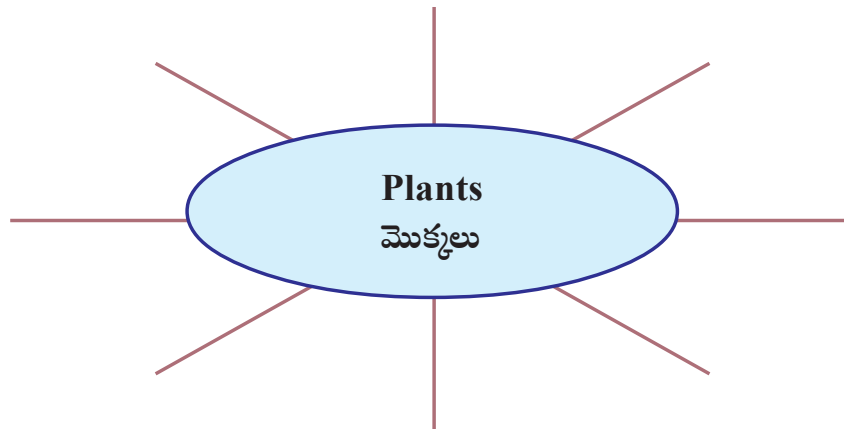
### 2. Fill in the blanks using the words from help box.

**fruits (పండ్లు), seeds (విత్తనాలు), roots (వేర్లు)**

1. Carrots (క్యారెట్లు) are the \_\_\_\_\_ of a plant.
2. Apples (ఆపిల్స్) are \_\_\_\_\_.
3. Peanuts (పళ్ళీలు) are the \_\_\_\_\_ of a plant.

### 3. Mind map: In the space provided, write what you get from plants.



(మొక్కల నుండి లభించే వాటిని ఇవ్వబడిన ఖాళీ స్థలంలో రాయండి.)



## 5. Food keeps us fit and healthy

For All Classes New Text Books Open Below Link  
<https://bit.ly/all-classes-new-text-books>

4 Join the dots and colour the pictures. చుక్కలు కలపండి. రంగులు వేయండి. పేర్లు రాయండి.



5. Fill in the blanks with the words given in the help box. ఖాళీలు పూరించండి.

**Hint box**

**energy**

(శక్తి)

**paddy plant**

(పరి మొక్క)

**groundnut**

(వేరుశనగ)

**blackgrams**

(మినుములు)

1. Rice (బియ్యం) is produced from \_\_\_\_\_.
2. Fruits give us (పండ్లు మనకు) \_\_\_\_\_.
3. \_\_\_\_\_ and \_\_\_\_\_ are seeds that we eat (మనం తినే విత్తనాలు).


6. Name the following. (కింది ఇవ్వబడిన చిత్రాలకు పేర్లు రాయండి.)



Poor



Fair



Average



Good



Excellent

92

Signature of the Teacher

## 5. Food keeps us fit and healthy

For All Classes New Text Books Open Below Link  
<https://bit.ly/all-classes-new-text-books>



### Worksheet-5

Date: \_\_\_\_\_

**Concept: Food from animals.**

**1. Rewrite the following words (పదాలు చూచి రాయండి.)**

1. buffalo = \_\_\_\_\_
2. ghee = \_\_\_\_\_
3. butter = \_\_\_\_\_
4. cheese = \_\_\_\_\_
5. prawn = \_\_\_\_\_
6. snail = \_\_\_\_\_
7. nectar = \_\_\_\_\_
8. honey comb = \_\_\_\_\_
9. chop = \_\_\_\_\_
10. duck = \_\_\_\_\_

## 5. Food keeps us fit and healthy

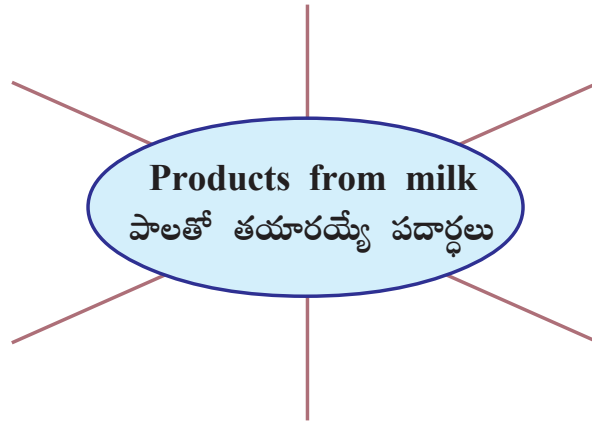
For All Classes New Text Books Open Below Link  
<https://bit.ly/all-classes-new-text-books>

2. List out the animals and birds in the pictures below and categorize them based on the products they give. కింది జంతువులను మరియు పక్షులను వాటి ఉపయోగాలు ఆధారంగా వర్గీకరించండి.



Animals that give milk పాలిచ్చు జంతువులు	Animals that give meat మాంసం ఇచ్చు జంతువులు	Birds that give eggs గుడ్లు ఇచ్చే పక్షులు	Sea animals that give food అహారంగా ఉపయోగపడే సముద్ర జంతువులు

3. Mind map: Write all the milk products. (పాలతో తయారయ్యే వివిధ రకాల ఆహార పదార్థాలు.)





## 5. Food keeps us fit and healthy

For All Classes New Text Books Open Below Link  
<https://bit.ly/all-classes-new-text-books>

### 4. Fill in the blanks. ఖాళీలు పూరించండి.

- \_\_\_\_\_ gives us milk (మనకు పాలు ఇస్తుంది).
- We rear some birds like \_\_\_\_\_ for eggs and meat (గుడ్లు, మాంసం కోసం).
- We also get food from sea animals (సముద్ర జంతువులు) like \_\_\_\_\_.

### 5. Answer the following questions (కింది ప్రశ్నలకు సమాధానాలు రాయండి).

- Name some animals that serve as our food (ఎటువంటి ఆహారం లభిస్తుంది).  
A. \_\_\_\_\_  
\_\_\_\_\_
- Name the animals that give us milk? మనకు ఏయే జంతువులు పాలు ఇస్తాయి?  
A. \_\_\_\_\_  
\_\_\_\_\_
- Name the birds that give us eggs? ఏయే పక్షుల నుండి మనకు గుడ్లు లభిస్తాయి?  
A. \_\_\_\_\_  
\_\_\_\_\_
- Name the animals that give us meat? ఏయే జంతువుల నుండి మనకు మాంసం లభిస్తుంది?  
A. \_\_\_\_\_  
\_\_\_\_\_

### 6. Match the following. జతపరచండి.

A

- Mango (మామిడి) ( )
- Spinach (పాలకూర) ( )
- Cashew (జీడిపప్పు) ( )
- Goat (మేక) ( )
- Hen (కోడి) ( )

B


- Nuts (గింజలు)
- Meat (మాంసం)
- Fruit (పండు)
- Egg (గుడ్డు)
- Leafy vegetables (ఆకుకూరలు)



Poor



Fair



Average



Good



Excellent

Signature of the Teacher

## 5. Food keeps us fit and healthy

For All Classes New Text Books Open Below Link  
<https://bit.ly/all-classes-new-text-books>



### Worksheet-6

Date: \_\_\_\_\_

**Concept: Cooked food - raw food.**

**1. Rewrite the following words (పదాలు చూచి రాయండి.)**

1. cooking = \_\_\_\_\_
2. meat = \_\_\_\_\_
3. cucumber = \_\_\_\_\_
4. onion = \_\_\_\_\_
5. raw food = \_\_\_\_\_
6. easy = \_\_\_\_\_
7. digest = \_\_\_\_\_
8. chutney = \_\_\_\_\_
9. sambar = \_\_\_\_\_
10. steaming = \_\_\_\_\_
11. frying = \_\_\_\_\_
12. boiling = \_\_\_\_\_
13. roasting = \_\_\_\_\_

## 5. Food keeps us fit and healthy

For All Classes New Text Books Open Below Link  
<https://bit.ly/all-classes-new-text-books>

**Concept: Cooked food - raw food.**

2. Write some food items that are to be cooked and some that can be eaten raw.

to be cooked (వండి తినేవి)	eaten raw (వండకుండా పచ్చివిగా తినేవి)
brinjal (వంకాయ)	carrot (క్యారెట్)

Answer the following questions. కింది ప్రశ్నలకు సమాధానాలు రాయండి.

1. Why do we cook certain items? మనం కొన్ని ఆహార పదార్థాలను ఎందుకు వండుతాము?

A. \_\_\_\_\_

2. When does the food get digested quickly? ఎప్పుడు ఆహారం త్వరగా జీర్ణం అవుతుంది?

A. \_\_\_\_\_

3. What variety of recipes we can make with carrots?

క్యారెట్తో మనం ఏ ఏ రకాల ఆహార పదార్థాలు తయారుచేస్తాము?

foods you can make.



\_\_\_\_\_

\_\_\_\_\_

\_\_\_\_\_


\_\_\_\_\_



Poor



Fair



Average



Good



Excellent

Signature of the Teacher

## 5. Food keeps us fit and healthy

For All Classes New Text Books Open Below Link  
<https://bit.ly/all-classes-new-text-books>



### Worksheet-7

Date: \_\_\_\_\_

**Concept: Types of utensils. (పాత్రల రకాలు)**

**1. Rewrite the following words. (పదాలు చూచి రాయండి.)**

1. utensils = \_\_\_\_\_
2. cooker = \_\_\_\_\_
3. pan = \_\_\_\_\_
4. purpose = \_\_\_\_\_
5. good = \_\_\_\_\_
6. food habits = \_\_\_\_\_
7. coriander = \_\_\_\_\_
8. spill = \_\_\_\_\_
9. proper = \_\_\_\_\_
10. together = \_\_\_\_\_







**2. Match the following. కింది వాటిని జతపరచండి.**

- | A                              |     | B                           |  |
|--------------------------------|-----|-----------------------------|--|
| 1. Pan (పేన్)                  | ( ) | a) Roasting (బాగా వేపడం)    |  |
| 2. Cooker (కుక్కర్)            | ( ) | b) Baking (కాల్చడం)         |  |
| 3. Idly cooker (ఇడ్లీ కుక్కర్) | ( ) | c) Steaming (ఆవిరిపై వండడం) |  |
| 4. Grill (గ్రిల్)              | ( ) | d) Frying (నూనెలో వేయించడం) |  |
| 5. Oven (ఓవన్)                 | ( ) | e) Boiling (మరిగించడం)      |  |

## 5. Food keeps us fit and healthy

For All Classes New Text Books Open Below Link  
<https://bit.ly/all-classes-new-text-books>

3. Write down the uses of utensils that are given below.

Picture of the utensil వంట పాత్రల చిత్రం	Uses of utensils వంట పాత్రల ఉపయోగం
     	

4. Answer the following questions.

1. Draw the picture of a utensil (వంట పాత్రలు) you see in your house?

2. What utensil is used for frying (వేయించడానికి)?

A. \_\_\_\_\_

3. Which utensil is used for roasting (బాగా వేపడం)?

A. \_\_\_\_\_

4. What is the use of a cooker? కుక్కర్ యొక్క ఉపయోగం ఏమిటి?


A. \_\_\_\_\_



Poor



Fair



Average



Good



Excellent

Signature of the Teacher

## 5. Food keeps us fit and healthy

For All Classes New Text Books Open Below Link  
<https://bit.ly/all-classes-new-text-books>



### Worksheet-8

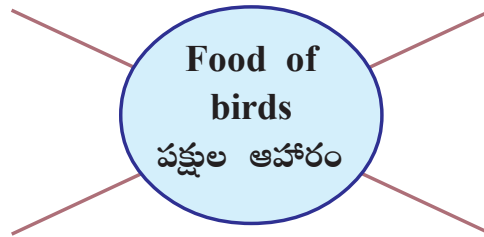
Date: \_\_\_\_\_

**Concept: Food for birds and animals. (పక్షుల జంతువులు ఆహారం)**

**1. Rewrite the following words (పదాలు చూచి రాయండి.)**

1. birds = \_\_\_\_\_
2. backyard = \_\_\_\_\_
3. squirrel = \_\_\_\_\_
4. peanuts = \_\_\_\_\_
5. crow = \_\_\_\_\_
6. animals = \_\_\_\_\_
7. tell = \_\_\_\_\_
8. share = \_\_\_\_\_
9. worms = \_\_\_\_\_
10. elephant = \_\_\_\_\_

**2. Mind map (మైండ్ మ్యాప్).**








## 5. Food keeps us fit and healthy

For All Classes New Text Books Open Below Link  
<https://bit.ly/all-classes-new-text-books>

### Food of animals

జంతువుల ఆహారం

3. Write the food material eaten by the following birds (ఈ పక్షులు ఏమి తింటాయి).

4. Write the food eaten by the following animals?


Animal జంతువు	Food they eat అవి తినే ఆహారం
cow (ఆవు)	
elephant (ఏనుగు)	
cat (పిల్లి)	
dog (కుక్క)	



Poor



Fair



Average



Good



Excellent

Signature of the Teacher

## 5. Food keeps us fit and healthy

For All Classes New Text Books Open Below Link  
<https://bit.ly/all-classes-new-text-books>



### Worksheet-9

Date:

**Concept: Improve your learning.** అభ్యసనాన్ని మెరుగుపరుచుకుందాం.

#### I. Conceptual Understanding. విషయావగాహన.

**Answer the following questions.**

1. What will happen if we do not eat food? మనం ఆహారాన్ని తినకపోతే ఏం జరుగుతుంది?

A. \_\_\_\_\_  
\_\_\_\_\_  
\_\_\_\_\_

2. Name the food items that can be eaten raw. వండకుండానే తినగలిగే పదార్థాల పేర్లు చెప్పండి.

A. \_\_\_\_\_  
\_\_\_\_\_

3. What is the importance of food? ఆహారం ప్రాముఖ్యత ఏమిటి?

A. \_\_\_\_\_  
\_\_\_\_\_  
\_\_\_\_\_

#### II. Questioning. ప్రశ్నించడం.

4. What questions would you ask your mother to prepare Pulihora?

పులిహార చేయడానికి మీ అమ్మగారిని ఏయే ప్రశ్నలు అడుగుతావు?

A. \_\_\_\_\_  
\_\_\_\_\_  
\_\_\_\_\_  
\_\_\_\_\_



## 5. Food keeps us fit and healthy

For All Classes New Text Books Open Below Link  
<https://bit.ly/all-classes-new-text-books>

### III. Experiments and field observations. ప్రయోగాలు, క్షేత్ర పరిశీలనలు.

5. Soak some greengram for three hours in water. Drain the water, shift the soaked seeds into a wet cloth and tie tightly. Leave it over night. Open it the next day. What do you observe? పెసలును నీటిలో 3 గంటలు పాటు నానబెట్టి, వాటిని రుమాలులోకి మార్చి గట్టిగా కట్టండి.

A. \_\_\_\_\_

### IV. Information skills, Projects. సమాచార నైపుణ్యాలు, ప్రాజెక్టు పనులు.

6. Prepare a list of food you get from plants and animals (మొక్కలు, జంతువులు) in your area.

Food from plants (మొక్కల నుంచి)	Food from animals (జంతువుల నుంచి)

### V. Drawing pictures and model making. బొమ్మలు గీయడం మరియు నమూనాలు తయారీ.

7. Draw your favourite fruits and vegetables. మీ కిష్టమైన పండ్లు, కూరగాయల బొమ్మలు గీయండి.

### VI. Appreciation. ప్రశంస.

8. What good food habits (ఏదే మంచి ఆహారపు అలవాట్లు) would you suggest to your friends?

A. \_\_\_\_\_

9. Write two slogans on avoiding wastage of food. ఆహారం వృథా చేయకండి 2 నినాదాలు రాయండి.


A. \_\_\_\_\_



Poor



Fair



Average



Good



Excellent

Signature of the Teacher

## Assessment - 5

For All Classes New Text Books Open Below Link  
<https://bit.ly/all-classes-new-text-books>

### I. Choose the correct answer.

1. Food keeps us \_\_\_\_\_ ( )  
a) fit and healthy                      b) sick                      c) ill-health
2. The food which we eat in the morning time \_\_\_\_\_ ( )  
a) lunch                      b) breakfast                      c) dinner
3. Food from plant \_\_\_\_\_ ( )  
a) egg                      b) meat                      c) carrot

### II. Fill in the blanks.

1. \_\_\_\_\_ is the main food item.
2. Give one example of pulses \_\_\_\_\_.
3. \_\_\_\_\_ we eat without cooking.

### III. Match the following.

- | A        |     | B         |
|----------|-----|-----------|
| 1) Cow   | ( ) | a) egg    |
| 2) hen   | ( ) | b) potato |
| 3) plant | ( ) | c) milk   |

## Assessment - 5

For All Classes New Text Books Open Below Link  
<https://bit.ly/all-classes-new-text-books>

### IV. Draw and colour.

1. Mango

2. Banana

3. Carrot

### IV. Answer the following questions.

1. What are the food items we get from plants and animals?

A. \_\_\_\_\_  
\_\_\_\_\_  
\_\_\_\_\_  
\_\_\_\_\_  
\_\_\_\_\_

2. Write any four utensils which we use in our kitchen?

A. \_\_\_\_\_  
\_\_\_\_\_  
\_\_\_\_\_

**I. సరైన సమాధానం రాయండి.**

1. ఆహారం మనల్ని \_\_\_\_\_ గా ఉంచుతుంది. (      )  
అ) ఆరోగ్యం                      ఆ) అనారోగ్యం                      ఇ) ఆరోగ్యం చెడిపోవడం
2. మనం ఉదయం తీసుకునే ఆహారాన్ని \_\_\_\_\_ అంటారు. (      )  
అ) భోజనం                      ఆ) అల్పాహారం                      ఇ) రాత్రి భోజనం
3. మొక్క నుండి వచ్చే ఆహారం \_\_\_\_\_ (      )  
అ) గుడ్డు                      ఆ) మాంసం                      ఇ) క్యారెట్

**II. ఖాళీలను పూరించండి.**

1. \_\_\_\_\_ మన భోజనంలో ముఖ్యంగా ఉండే ఆహార పదార్థం.
2. పప్పుదినుసులకి ఒక ఉదాహరణ ఇవ్వండి \_\_\_\_\_.
3. వండకుండా తినే ఆహారం ఏది \_\_\_\_\_.

**III. జతపరచండి.**

- | A        |          | B            |
|----------|----------|--------------|
| 1) ఆవు   | (      ) | అ) గుడ్డు    |
| 2) కోడి  | (      ) | ఆ) బంగాళదుంప |
| 3) మొక్క | (      ) | ఇ) పాలు      |

**IV. బొమ్మ గీసి, రంగులు వేయండి.**

1. మామిడి

2. అరటిపండు

3. క్యారెట్

**IV. కింది ప్రశ్నలకు జవాబులు రాయండి.**

1. మొక్కల నుండి, జంతువుల నుండి మనం పొందే ఆహారం పదార్థాలను రాయండి.

జ. \_\_\_\_\_  
\_\_\_\_\_  
\_\_\_\_\_  
\_\_\_\_\_  
\_\_\_\_\_

2. మనం వంటకు ఉపయోగించే నాలుగు పాత్రలను రాయండి.

జ. \_\_\_\_\_  
\_\_\_\_\_  
\_\_\_\_\_

# Lesson 6



For All Classes New Text Books Open Below Link  
<https://bit.ly/all-classes-new-text-books>

## Water - The Gift from Nature

### Glossary:

water resources	=	sources of water (నీటి వనరులు)
protected water	=	safe drinking water (రక్షిత త్రాగునీరు)
irrigation	=	the supply of water to land or a crop (నీటి పారుదల)
stored water	=	to keep water in large containers (నిల్వ నీరు)
scarcity	=	in short supply (కొరత)
water tanker	=	container for storing water (నీటిని నిల్వ చేసే పాత్ర)
aquaculture	=	rearing of aquatic animals (జలవ్యవసాయం)
agriculture	=	practice of farming (వ్యవసాయం)



Date:

**Concept: Introduction and uses of water.** నీరు ఉపయోగాలు - పరిచయం.

**1. Rewrite the following words (పదాలు చూచి రాయండి.)**

1. mopping = \_\_\_\_\_
2. watering = \_\_\_\_\_
3. drinking = \_\_\_\_\_
4. brushing = \_\_\_\_\_
5. bathing = \_\_\_\_\_
6. gift = \_\_\_\_\_
7. nature = \_\_\_\_\_
8. need = \_\_\_\_\_

## 6. Water - The gift from nature

For All Classes New Text Books Open Below Link  
<https://bit.ly/all-classes-new-text-books>

9. clouds = \_\_\_\_\_
10. important = \_\_\_\_\_
11. neighbourhood = \_\_\_\_\_
12. washing = \_\_\_\_\_
13. cleaning = \_\_\_\_\_
14. agriculture = \_\_\_\_\_
15. aquaculture = \_\_\_\_\_
16. construction = \_\_\_\_\_

### 2. Write the names of the activities under the correct picture.

పనులను సరియైన చిత్రం కింద రాయండి.

**Mopping, Watering plants, Cleaning, Drinking, Brushing, Bathing**

(నేలను శుభ్రపరచడం, మొక్కలకు నీళ్ళు పోయడం, గిన్నెలు శుభ్రపరచడం, నీళ్ళు తాగడం, పళ్ళు తోమడం, స్నానం చెయ్యడం)



## 6. Water - The gift from nature

For All Classes New Text Books Open Below Link  
<https://bit.ly/all-classes-new-text-books>

### 3. Fill in the blanks with the words given in the box. భాషీలను పూరించండి.

water, without, gift, water scarcity (నీరు, లేకుండా, పరం, నీటికొరత)

1. Water is a \_\_\_\_\_ of nature. (మనకు నీరు ప్రకృతి ఇచ్చిన \_\_\_\_\_)
2. Plants and animals (మొక్కలు, జంతువులు) also need \_\_\_\_\_ to live.
3. We cannot live \_\_\_\_\_ water. (మనం నీరు \_\_\_\_\_ బ్రతకలేము.)
4. Short supply of water is called \_\_\_\_\_.  
(తక్కువగా నీరు సరఫరా కావడాన్ని \_\_\_\_\_ అంటారు.)

### 4. Answer the following.

1. What are the uses of water in our daily life? నిత్య జీవితంలో నీరు ఉపయోగాలు రాయండి?  
A. \_\_\_\_\_  
\_\_\_\_\_
2. What do we need to survive? మనం బ్రతకడానికి ఏమి అవసరం?  
A. \_\_\_\_\_  
\_\_\_\_\_
3. What happens if there is no water on the Earth? (భూమిపై నీరు లేకపోతే ఏమవుతుంది.)  
A. \_\_\_\_\_  
\_\_\_\_\_



Poor



Fair



Average



Good



Excellent

110

Signature of the Teacher



## 6. Water - The gift from nature

For All Classes New Text Books Open Below Link  
<https://bit.ly/all-classes-new-text-books>



### Worksheet-2

Date: \_\_\_\_\_

**Concept: Sources of water.**

**1. Rewrite the following words (పదాలు చూచి రాయండి.)**

1. oceans = \_\_\_\_\_
2. rivers = \_\_\_\_\_
3. lakes = \_\_\_\_\_
4. streams = \_\_\_\_\_
5. ponds = \_\_\_\_\_
6. springs = \_\_\_\_\_
7. natural sources = \_\_\_\_\_
8. borewell = \_\_\_\_\_
9. tank = \_\_\_\_\_
10. summer = \_\_\_\_\_
11. decrease = \_\_\_\_\_

## 6. Water - The gift from nature

For All Classes New Text Books Open Below Link  
<https://bit.ly/all-classes-new-text-books>

### 2. Match the following. జతపరచండి.

1.



( )

a) Rain water (వర్షపు నీరు)

2.



( )

b) River water (నది నీరు)

3.



( )

c) Ocean water (సముద్రపు నీరు)

4.



( )

d) Spring water (వనంత నీరు)

5.



( )

e) Pond water (కొలనులో నీరు)

### 3. Answer the following questions. కింది ప్రశ్నలకు సమాధానాలు రాయండి.

1. What is the main source of water? (నీటికి ఆధారమైన ముఖ్యమైన నీటి వనరు ఏది?)

A \_\_\_\_\_

2. Where do you get water from? (మనకు నీరు ఎక్కడ దొరుకుతుంది?)

A \_\_\_\_\_

3. What are the man made sources of water? (మానవ నిర్మితమైన నీటి వనరులు ఏవి?)

A \_\_\_\_\_

4. Give a few examples of natural sources of water? (సహజ నీటి వనరులకు ఉదాహరణలివ్వండి?)

A \_\_\_\_\_



112

Signature of the Teacher

## 6. Water - The gift from nature

For All Classes New Text Books Open Below Link  
<https://bit.ly/all-classes-new-text-books>



### Worksheet-3

Date:

**Concept: Scarcity of water, think and say.**

**1. Rewrite the following words (పదాలు చూచి రాయండి.)**

1. scarcity = \_\_\_\_\_
2. far away = \_\_\_\_\_
3. dry up = \_\_\_\_\_
4. water tanker = \_\_\_\_\_
5. protected water = \_\_\_\_\_
6. pollute = \_\_\_\_\_
7. water bell = \_\_\_\_\_
8. container = \_\_\_\_\_
9. purify = \_\_\_\_\_
10. water filter = \_\_\_\_\_

## 6. Water - The gift from nature

For All Classes New Text Books Open Below Link  
<https://bit.ly/all-classes-new-text-books>

### 2. Answer the following questions. కింది ప్రశ్నలకు సమాధానాలు రాయండి.

1. Where do villagers get water from? (గ్రామాలలో నీరు ఎక్కడి దొరుకుతుంది.)

A. \_\_\_\_\_  
\_\_\_\_\_

2. Why do people walk very far to get water?

(కొన్ని చోట్ల ప్రజలు నీటి కోసం దూర ప్రాంతాలకు వెళతారు. ఎందుకు?)

A. \_\_\_\_\_

3. What is the reason for water scarcity? (నీటి కొరతకు కారణాలు ఏమిటి?)

A. \_\_\_\_\_  
\_\_\_\_\_

### 3. Fill in the blanks with the words in the help box.

పెట్టెలో పదాల సహాయంతో ఖాళీలు పూరించండి.

**dry up, decrease, far away, water tanker**

ఎండి పోతాయి, తగ్గిపోతుంది, దూర ప్రాంతం, నీళ్ళ ట్యాంకు

1. Some people (కొంత మంది ప్రజలు) walk \_\_\_\_\_ to get water.

2. The wells and ponds (బావులు, చెరువులు) \_\_\_\_\_ in summer (వేసవి కాలం).

3. The water levels (నీటి మట్టం) in borewells also \_\_\_\_\_.

4. In some places people (కొన్ని ప్రాంతాలలో ప్రజలు) wait for \_\_\_\_\_.



Poor



Fair



Average



Good



Excellent

114

Signature of the Teacher

## 6. Water - The gift from nature

For All Classes New Text Books Open Below Link  
<https://bit.ly/all-classes-new-text-books>



### Worksheet-4

Date:

**Concept: Protected water.**

**1. Rewrite the following words (పదాలు చూచి రాయండి.)**

1. pure water = \_\_\_\_\_
2. germs free = \_\_\_\_\_
3. boil water = \_\_\_\_\_
4. store = \_\_\_\_\_
5. container = \_\_\_\_\_
6. sufficient = \_\_\_\_\_
7. hydrate = \_\_\_\_\_
8. encourage = \_\_\_\_\_
9. contaminate = \_\_\_\_\_
10. unsafe = \_\_\_\_\_

## 6. Water - The gift from nature

For All Classes New Text Books Open Below Link  
<https://bit.ly/all-classes-new-text-books>

2. Which one do you choose. Put a ✓ mark? మీరు దేనిని ఎంచుకుంటారో దానికి ✓ పెట్టండి.



3. Answer the following questions. కింది ప్రశ్నలకు సమాధానాలు రాయండి.

1. Who provides protected water to the people? (ప్రజలకు ఎవరు రక్షిత మంచినీరు ఏర్పాటు చేస్తారు?)

A. \_\_\_\_\_

2. Why does water get polluted? (నీరు ఎందుకు కలుషితం అవుతుంది?)

A. \_\_\_\_\_

3. What happen if we drink contaminated water? (మనం కలుషితమైన నీరు తాగితే ఏమవుతుంది?)

A. \_\_\_\_\_

4. What should we do when the water bell (మంచినీటి గంట) rings in our schools?

A. \_\_\_\_\_

5. What is the common way of purifying water? (నీటిని శుభ్రం చేసే ముఖ్యమైన పద్ధతులేవి?)

A. \_\_\_\_\_

## 6. Water - The gift from nature

For All Classes New Text Books Open Below Link  
<https://bit.ly/all-classes-new-text-books>

4. Match the following picture. కింది చిత్రాలను జతపరచండి.

A

1.



( )

a)



2.



( )

b)



3.



( )

c)



4.



( )

d)



5.



( )

e)



5. Fill in the blanks with the words from the help box. ఖాళీలను పూరించండి.

human activities, unsafe, boil, pure, water filter

మానవ కార్యకలాపాలు, సురక్షితం కాని, మరగబెట్టాలి, శుభ్రమైన, నీటి శుద్ధియంత్రం


1. Water gets polluted due to \_\_\_\_\_ (వలన నీరు కలుషితం అవుతుంది).
2. We have to drink \_\_\_\_\_ water. (మనం \_\_\_\_\_ నీరు తాగాలి)
3. Do not drink \_\_\_\_\_ water. (\_\_\_\_\_ నీళ్ళు తాగడం మంచిది కాదు.)
4. We should \_\_\_\_\_ water before drinking it (తాగే ముందు నీళ్ళను).
5. We use \_\_\_\_\_ to purify water (శుద్ధి చేయడానికి).



Poor



Fair



Average



Good



Excellent

Signature of the Teacher

117

## 6. Water - The gift from nature

For All Classes New Text Books Open Below Link  
<https://bit.ly/all-classes-new-text-books>



### Worksheet-5

Date: \_\_\_\_\_

**Concept: Protected water.**

**1. Rewrite the following words (పదాలు చూచి రాయండి.)**

1. frequently = \_\_\_\_\_
2. disease = \_\_\_\_\_
3. develop = \_\_\_\_\_
4. vessels = \_\_\_\_\_
5. sick = \_\_\_\_\_
6. water bottle = \_\_\_\_\_
7. pinch = \_\_\_\_\_
8. warm = \_\_\_\_\_
9. bottle brush = \_\_\_\_\_
10. clean = \_\_\_\_\_



## 6. Water - The gift from nature

For All Classes New Text Books Open Below Link  
<https://bit.ly/all-classes-new-text-books>

2. Fill in the blanks with the words in the help box. ఖాళీలు పూరించండి.

Water bottles, salt water, fall sick, germs (నీళ్ళ సీసాలు, ఉప్పునీరు, జబ్బు పడతాము, క్రిములు)

1. Most of us use \_\_\_\_\_ to drink water (నీరు తాగడానికి).
2. \_\_\_\_\_ get develop in the unclean bottles (అపరిశుభ్రమైన సీసాలు).
3. When we use unclean bottles (అపరిశుభ్రమైన సీసాలు) we may \_\_\_\_\_.
4. Water bottles should be cleaned (శుభ్రపరచుట) with \_\_\_\_\_.

3. Answer the following questions. (కింది ప్రశ్నలకు సమాధానాలు రాయండి.)


1. Why should we clean water bottles? (నీళ్ళ సీసాలను ఎందుకు శుభ్రం చేయాలి?)  
A. \_\_\_\_\_  
\_\_\_\_\_
2. What should we use to clean water bottles? నీళ్ళ సీసాలు శుభ్రం చేయడానికి ఏం ఉపయోగించాలి?  
A. \_\_\_\_\_  
\_\_\_\_\_
3. How does water get polluted? నీళ్ళ ఎలా అపరిశుభ్రం అవుతాయి?  
A. \_\_\_\_\_  
\_\_\_\_\_
4. What is the common way to purify water? నీళ్ళ సీసాలను ఎలా శుభ్రం చేయాలి?  
A. \_\_\_\_\_  
\_\_\_\_\_



Poor



Fair



Average



Good



Excellent

Signature of the Teacher

119

## 6. Water - The gift from nature

For All Classes New Text Books Open Below Link  
<https://bit.ly/all-classes-new-text-books>



### Worksheet-6

Date:

**Concept: How to save water.**

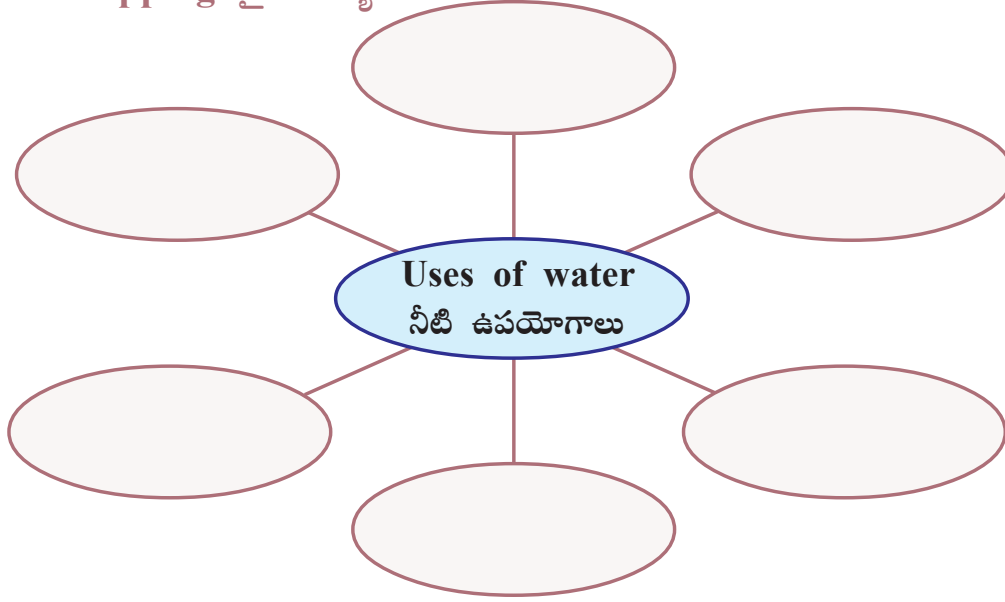
**1. Rewrite the following words (పదాలు చూచి రాయండి.)**

1. precious = \_\_\_\_\_
2. waste = \_\_\_\_\_
3. happen = \_\_\_\_\_
4. surroundings = \_\_\_\_\_
5. running water = \_\_\_\_\_
6. leaks = \_\_\_\_\_
7. over flow = \_\_\_\_\_
8. turnoff = \_\_\_\_\_
9. check = \_\_\_\_\_
10. motor = \_\_\_\_\_

## 6. Water - The gift from nature

For All Classes New Text Books Open Below Link  
<https://bit.ly/all-classes-new-text-books>





### 2. Mind mapping. మైండ్ మ్యాప్.



### 3. Write TRUE or FALSE.

1. Use leftover water to water a plant. (నీళ్ళను మొక్కలకు పోయాలి.) ( )
2. Wash fruits and vegetables under running water (పారుతున్న నీటి కింద). ( )
3. Never allow water to over flow (పొర్లిపోకుండా) from the bucket. ( )
4. Turn off the taps always. (ఎల్లప్పుడూ కుళాయిలను కట్టి ఉంచాలి.) ( )
5. Check the pipes for leaks. (నీటి గొట్టాలు కారకుండా చూసుకోవాలి.) ( )
6. Turn off (స్విచ్ ఆపడం) the motor when the tank is full. ( )

### 4. Match the following. జతపరచండి.

1.  ( ) a) turn off the taps (కుళాయిలు కట్టివేయండి)
2.  ( ) b) check the pipes for leaks  
నీటి గొట్టాలు కారుతున్నాయో లేదో చూడాలి
3.  ( ) c) turn off the motor when the tank is full  
ట్యాంకు నిండిన తర్వాత మోటరు కట్టివేయాలి
4.  ( ) d) do not waste water  
బక్కెట్లో నీరు పొర్లకుండా చూసుకోవాలి

## 6. Water - The gift from nature

For All Classes New Text Books Open Below Link  
<https://bit.ly/all-classes-new-text-books>

### 5. Fill in the blanks. ఖాళీలు పూరించండి.

- \_\_\_\_\_ is used for washing clothes (బట్టలు ఉతకడానికి).
- During \_\_\_\_\_ the water in the wells dry-up (బావులలో నీళ్ళు ఎండిపోతాయి).
- The water you use at home is from \_\_\_\_\_ water resource. (నీటివనరు)
- You use \_\_\_\_\_ containers to store water (నీటిని నిలువ ఉంచడం).
- You should drink a minimum of \_\_\_\_\_ glasses of water daily (ప్రతిరోజు).
- When you are thirsty (మనకు దాహం వేసినప్పుడు), you should drink \_\_\_\_\_.
- Write the name of any liquid (ద్రవం) other than water \_\_\_\_\_.
- We get \_\_\_\_\_ if we drink polluted water (కలుషితమైన నీరు).
- The areas where water is scarce (నీటి కొరత) are known as \_\_\_\_\_.
- Plants and animals (మొక్కలు, జంతువులు) \_\_\_\_\_ to live.

### 6. Match the following.

A

B



( ) a) aquaculture (చేపల పెంపకం)



( ) b) put off the fire (మంటలు ఆర్పడం)



( ) c) construction (నిర్మాణం)



( ) d) agriculture (వ్యవసాయం)



122

Signature of the Teacher

## 6. Water - The gift from nature

For All Classes New Text Books Open Below Link  
<https://bit.ly/all-classes-new-text-books>



### Worksheet-7

Date:

**Concept: Improve your learning.** అభ్యసనాన్ని మెరుగుపరుచుకుందాం.

#### I. Conceptual Understanding. విషయావగాహన.

**Answer the following questions.**

1. What are the uses of water in our daily life? నిత్యజీవితంలో నీటి ఉపయోగాలు తెలుపండి?

A. \_\_\_\_\_  
\_\_\_\_\_  
\_\_\_\_\_

2. What happens if there is no water? నీరు లేకపోతే ఏం జరుగుతుందో ఊహించండి?

A. \_\_\_\_\_  
\_\_\_\_\_  
\_\_\_\_\_

3. Give a few examples of water resources. నీరు లభించే వనరులకు కొన్ని ఉదాహరణలివ్వండి.

A. \_\_\_\_\_  
\_\_\_\_\_  
\_\_\_\_\_

4. How can you save water? మీరు నీటిని ఎలా ఆదా చేయగలరు?

A. \_\_\_\_\_  
\_\_\_\_\_  
\_\_\_\_\_

#### II. Questioning. ప్రశ్నించడం.

5. What questions would you ask your parents to know about the water sources in olden days? పాత రోజుల్లో ఉండే నీటి వనరుల గురించి మీ తల్లిదండ్రులను ఏయే ప్రశ్నలు అడుగుతావు?

A. \_\_\_\_\_  
\_\_\_\_\_

## 6. Water - The gift from nature

For All Classes New Text Books Open Below Link  
<https://bit.ly/all-classes-new-text-books>

### III. Experiments and field observations. ప్రయోగాలు క్షేత్రపరిశీలనలు

6. Visit a protected fresh water scheme in your village and observe how water is supplied and the steps taken to supply. Say / write.

మీ గ్రామంలో రక్షితనీటి సరఫరా పథకం కేంద్రాన్ని సందర్శించి ఏయే పద్ధతుల ద్వారా నీరు సరఫరా చేస్తున్నారో పరిశీలించండి. నీటిని సరఫరా చేయడానికి తీసుకునే దశలను చెప్పండి, రాయండి.

### IV. Information skills - Project work. సమాచారసేకరణ - ప్రాజెక్టు పనులు

7. Collect information from your friends about how they save water?

మీ స్నేహితులు నీటిని ఎలా ఆదా చేస్తున్నారో వారి నుండి సమాచారాన్ని సేకరించండి?

Name of the friend స్నేహితుల పేరు	Source of water నీరు లభించే వనరు	Water saving methods నీటి ఆదా పద్ధతి

## 6. Water - The gift from nature

For All Classes New Text Books Open Below Link  
<https://bit.ly/all-classes-new-text-books>

### V. Drawing pictures and model making. బొమ్మలు గీయడం మరియు నమూనాలు తయారీ.

8. Draw a picture of a bottle brush and say how to use it.

బాటిల్ బ్రష్ చిత్రాన్ని గీయండి? దీనిని ఎలా ఉపయోగిస్తారో చెప్పండి?

### VI. Appreciation. ప్రశంస

9. One day Devi was going to her friend's house to play. On the way she saw some children wasting water at a bore pump.

What might have Devi told them? What would you do if you were there?

ఒకరోజు దేవి తన స్నేహితుల ఇంటికి ఆడుకోవడానికి బయలుదేరింది. దారిలో కొంతమంది పిల్లలు బోరుపంపు దగ్గర నీటిని వృథా చేస్తుండటం గమనించింది.

దేవి వారితో ఏం చెప్పి ఉంటుందని నీవు అనుకుంటున్నావు? ఆ స్థానంలో నీవే ఉంటే ఏం చేస్తావు?

---

---

---

---


---



Poor



Fair



Average



Good



Excellent

Signature of the Teacher

125

## Assessment - 6

For All Classes New Text Books Open Below Link  
<https://bit.ly/all-classes-new-text-books>

### I. Choose the correct answer.

1. Which of the following is main source of the water ( )  
a) rain                      b) forest                      c) soil
2. We have to drink \_\_\_\_\_ water ( )  
a) clean water              b) polluted water              c) store water
3. The most common way to purify water is \_\_\_\_\_ ( )  
a) filter                      b) boiling                      c) store

### II. Fill in the blanks.

1. Farmers can grow crops only if \_\_\_\_\_ is available.
2. Oceans and rivers are \_\_\_\_\_ sources of water.
3. Water should be stored in \_\_\_\_\_.

### III. Matching the following.

- | A                 |     | B           |
|-------------------|-----|-------------|
| 1) water          | ( ) | a) boiling  |
| 2) purify method  | ( ) | b) river    |
| 3) water resource | ( ) | c) precious |



## Assessment - 6

For All Classes New Text Books Open Below Link  
<https://bit.ly/all-classes-new-text-books>

### IV. Draw and colour.

Draw a pond and colour it.

### IV. Answer the following questions.

1. What are the natural resources of water?

A. \_\_\_\_\_  
\_\_\_\_\_  
\_\_\_\_\_  
\_\_\_\_\_  
\_\_\_\_\_

2. How to save water?

A. \_\_\_\_\_  
\_\_\_\_\_  
\_\_\_\_\_

**I. సరైన సమాధానం రాయండి.**

1. కింది వాటిలో నీటికి ముఖ్య వనరు ఏది ( )  
అ) వర్షం                      ఆ) అడవి                      ఇ) నేల
2. మనం \_\_\_\_\_ నీటిని త్రాగాలి. ( )  
అ) శుభ్రమైన నీరు                      ఆ) కలుషిత నీరు                      ఇ) నిలువ నీరు
3. నీటిని శుభ్రపరిచే సాధారణ పద్ధతి \_\_\_\_\_ ( )  
అ) వడపోత                      ఆ) మరిగించుట                      ఇ) నిలువ

**II. ఖాళీలను పూరించండి.**

1. రైతులు \_\_\_\_\_ అందుబాటులో ఉన్నప్పుడే పంటలు పండించగలరు.
2. సముద్రాలు, నదులు \_\_\_\_\_ వనరులు.
3. నీటిని \_\_\_\_\_ లో నిలువ చేయాలి.

**III. జతపరచండి.**

- | A                    |     | B            |
|----------------------|-----|--------------|
| 1) నీరు              | ( ) | అ) మరిగించుట |
| 2) శుభ్రపరిచే పద్ధతి | ( ) | ఆ) నది       |
| 3) నీటి వనరులు       | ( ) | ఇ) విలువైనది |

#### IV. బొమ్మ గీసి, రంగులు వేయండి.

చెరువు పటం గీసి రంగులు వేయండి.

#### IV. కింది ప్రశ్నలకు జవాబులు రాయండి.

1. నీరు లభ్యమయ్యే సహజ వనరులు ఏవి?

జ. \_\_\_\_\_  
\_\_\_\_\_  
\_\_\_\_\_  
\_\_\_\_\_  
\_\_\_\_\_

2. నీటిని ఎలా ఆదా చేస్తావు?

జ. \_\_\_\_\_  
\_\_\_\_\_  
\_\_\_\_\_

For All Classes New Text Books Open Below Link  
<https://bit.ly/all-classes-new-text-books>

**NOTES**

For All Classes New Text Books Open Below Link  
<https://bit.ly/all-classes-new-text-books>

**NOTES**