



Blossoms



Workbook

3

Free distribution by Samagra Shiksha, Government of Andhra Pradesh












State Council of Educational Research and Training
Andhra Pradesh

Birds

For All Classes New Text Books Open Below Link
<https://bit.ly/all-classes-new-text-books>

Animals

			
Cock	Pigeon	Cuckoo	Crow
			
Golden Eagle	Sparrow	Peacock	Myna
			
Owl	Woodpecker	Parrot	Bald Eagle
			
Hornbill	Turkey	Kingfisher	Hen
			
Vulture	Ostrich	Humming Bird	Penguin
			
Indian Roller	Duck	Crane	Bat

			
Dog	Cat	Cow	Pig
			
Goat	Sheep	Donkey	Horse
			
Monkey	Camel	Elephant	Ox
			
Tiger	Rabbit	Kangaroo	
			
Rhinceros	Bear	Giraffe	
			
Crocodile	Lion		

Class - 3

Workbook Development Committee

Sri. S. Suresh Kumar IAS

Commissioner of School Education & State Project
Director, SS, AP, Amaravati.

Smt. Vetriselvi. K IAS

Special Officer, English Medium Project, O/o CSE-
AP, Amaravati.

Dr. B. Pratap Reddy MA., B.Ed., Ph.D.

Director, SCERT, AP, Amaravati.

Sri K. Ravindranath Reddy MA., B.Ed.

Director, Govt. Textbook Press, AP, Amaravati.

Editors

Dr. Vennalakanti Prakasam Prof. (Retd.)

English and Foreign Languages University, Hyderabad

Dr. K. N. Shoba M.A., M.Phil., Ph.D (English), M.A. (Edn.)

Asst. Professor, Anna University, Chennai.

Dr. A. Rama Krishna Rao

Lecturer, DIET, Bommuru, East Godavari.

Dr. T. Swarupa Rani M.Sc., M.Ed., M.Phil., Ph.D.

Dean, Faculty of Education, Acharya Nagarjuna University.

Co-ordinator

Dr. T. V. S. Ramesh M.Sc., M.Ed., Ph.D.

Dept. of C&T, SCERT, AP.

Authors

Dr. N. Peraiah, SA (English)
ZPHS P.N.Varam, Veligandla,
Prakasam Dist.

Sri B. Praveen Kumar SGT
MPPS No-2, Komaragiri,
U. Kothapalli (M), E. G. Dt.

Sri G. Kodandaram SGT
MPPS Stove Beedi Colony,
Kovuru (M), Nellore Dt.

Sri P. Krishnaiah SGT
MPPS Ammapalem,
Venkatagiri (M), Nellore Dt.

Sri G. G. S. Nageswara Rao
Lecturer DIET,
Visakhapatnam.

Sri A.S.R.K. Prasad SGT
MPPS Nissanka Durgam,
Karveti Nagar (M), Chittoor Dt.

Sri P. Srinivasa Rao SGT
MPPS Makkuva (HC),
Vizianagaram Dist.

Smt. K. Sudha Rani SGT
MPPS Kethagudipi,
Tarlupadu (M), Prakasam Dist.

Smt. T. Vijaya Lakshmi SGT
MPPS (HW) Alluru,
Veerulapadu (M), Krishna Dist.

Smt. B. Neeraja SGT
MPPS Narasapuram,
Indukurupeta (M), Nellore Dist.

Sri D. Remala SGT
MPMP School, Dharmavaram-2,
Prathipadu (M), E.G. Dist.

Smt. R. Madalasa SGT
MPPS Dannasipalli,
Rajampet (M), Kadapa Dist.

Artist

Uttam

DTP & Designing

PVR Designers, Vijayawada.
Lasya Graphics, Vijayawada.

Published by Samagra Shiksha, Government of Andhra Pradesh, Amaravati.



For All Classes New Text Books Open Below Link
<https://bit.ly/all-classes-new-text-books>

© **Government of Andhra Pradesh, Amaravati**

First Published 2020

New Impression - 2021, 2022, 2023

All rights reserved

No part of this publication may be reproduced, stored in a retrieval system, or transmitted, in any form or by any means without the prior permission in writing of the publisher, nor be otherwise circulated in any form of binding or cover other than that in which it is published and without a similar condition including this condition being imposed on the subsequent purchaser.

The copy right holder of this book is the Commissioner of School Education, Amaravati, Andhra Pradesh.

This book has been printed on 70 G.S.M. SS Maplitho
Title Page 200 G.S.M. Multi Layer MG Board

Free distribution by Samagra Shiksha, Government of Andhra Pradesh

Printed in India
at the A.P. Govt. Text Book Press
Amaravati
Andhra Pradesh

Foreword

English is widely used International Language. It is regarded as the second language to be taught in our schools. In order to acquire sound command knowledge of this language, all the linguistic skills should be mastered with proper attention, enthusiasm and continuous practice. 'Practice makes things perfect.' The Government has taken up curricular reforms with a view to strengthening the learning skills of children. Meticulous steps have been taken in designing Workbooks to reinforce what the children learnt from the textbook.

Worksheets incorporated in this Workbook are learner-centered, created with the intention of developing independent learning abilities in the children. There is an explicit unit - wise link between the Textbook and the Workbook. Different segments of a lesson are organized to take the learner along the path of learning correlating and relearning different aspects of the topic chosen. This Workbook also provides an opportunity to the teacher to easily handle the learners of multi grade classes. Resource management could be sufficiently and efficiently done in the Multi Grade and Multi Level class rooms. All the worksheets promote imaginative and critical thinking abilities among the children and reinforce the learning objectives. Bilingual instructions are also given to the learners for self-learning. Empty double ruled pages are given to avoid additional notebooks thus decreasing the weight of the school bag. Holistically this Workbook aims to strengthen the ability of the learners to use the language.

We are grateful to our Honourable Chief Minister Sri Y.S Jagan Mohan Reddy for being our source of inspiration to carry out this extensive reform in the education department. We extend our heartfelt gratitude to Sri Botcha Satyanarayana, Honourable Minister of Education for striving towards qualitative education. Our special thanks to Sri Budithi Rajsekhar, IAS, Special Chief Secretary, School Education, Sri. S. Suresh Kumar, IAS, Commissioner of School Education & State Project Director, SS, Smt. Vetriselvi.K, IAS, Special Officer, English Medium Project for their constant motivation and guidance.

We convey our thanks to the expert team. We also thank our Workbook writers, editors and layout designers for their contribution in the development of this Workbook. We invite constructive feedback from the teachers and parents for further refinement of the Workbook.

Dr. B. Pratap Reddy
Director
SCERT – Andhra Pradesh

Dear Teachers!

- This Workbook has been specially designed for the students of class 3.
- Role of the teacher is expected to be that of a facilitator, working to help students in learning the English language.
- Activities are aimed at acquiring the basic language skills and academic standards. This is to help learners learn the language by providing ample practice.
- Every worksheet is connected to every component of the lesson in such a way that the learners make use of their knowledge that they learnt in the textbook to do the tasks in the Workbook.
- Four suggestive segments are given as four foundational learning worksheets.
- All the lessons have various components namely Reading, Vocabulary, Grammar and Writing. Every lesson has been provided with both textual and thematic unseen passages to develop Reading Comprehension skills among the learners.
- The activities given in the Workbook are suggestive. They may be modified as per the needs of the learners.
- This Workbook is helpful for Multi-Grade teaching. It is a powerful tool to counter the time management problems of a Multi-Grade teacher.
- It is expected that the conversation will take place in English especially while conducting the activities given in the Workbook. However, mother tongue may be used wherever necessary.
- It is helpful for the teacher to identify the areas where the learners need additional support and thus you can work for remedial coaching. It is mandatory to check the worksheet activities and do the signature.
- After evaluating each worksheet, tick the smiley to encourage the students.
- The objective of this Workbook is to make the students to work individually.
- Worksheets can be helpful for the students for self-learning and it is a great tool for you to assess the students for Formative Assessment in CCE.
- Check Points have been given at the end of every unit to assess the progress made by the students.

Happy teaching!

Dear Parents!

- The activities of the worksheet will be answered in the classroom by the students. Encourage your children to do the activities at home whenever necessary.
- It is a self-learning book which could assess student's learning levels and also helpful to you to know your children's progress.
- Workbooks are decreasing your children's bag weight and there is no need of buying additional notebooks.
- Workbook is to make the Teaching-Learning Process fruitful, if you are also committed to encourage your children in a suggested way.
- Based on the remark of the teacher at the end of the page, the performance of the student may be understood.
- Join your hands in promoting your children's self-learning. **Happy supporting!**

For All Classes New Text Books Open Below Link
<https://bit.ly/all-classes-new-text-books>

Contents

Unit	Lesson	Month	Page No.
1.	Tenali Rama And The Thieves	June-July	1-22
2.	The Recipe Book	August	23-40
3.	The Loyal Mongoose	September	41-56
4.	Help Me... Please!	Sep-Oct	57-73
5.	The Good Samaritan	November	74-88
6.	Do Good And Reap Good	December	89-104
7.	The Lazy Grasshopper	January	105-118
8.	King Sibi And The Dove	February	119-135

1.

Tenali Rama and The Thieves

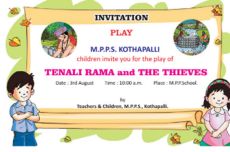
For All Classes New Text Books Open Below Link
<https://bit.ly/all-classes-new-text-books>

Worksheet 1.1

Date

I. Match the pictures in column A with the words in column B. జతపరచండి.

A



B

children

invitation

clock

play

calendar

II. Write the missing letters in the following words. పూరించండి.

I n v i t a t i o n

I n _ i t a _ i o n

_ n v _ t a t _ o n

I n v i t _ t i _ n

I _ v i t a t i o _


I n v i _ a _ i o n



Poor



Fair



Average



Good



Excellent

Signature of the Teacher

1

1.

Tenali Rama and The Thieves

For All Classes New Text Books Open Below Link
<https://bit.ly/all-classes-new-text-books>

Worksheet 1.2

Date

I. Read the first and second paragraphs on page no. 2, identify the three letter words and write them in the spaces given below.

1, 2 paragraphs న చదివి three letter words న రాయండి.

(Tenali Ramakrishna..... got an idea.)

was

_____	_____
_____	_____
_____	_____
_____	_____
_____	_____

II. Write the missing letters in the following words. పూరించండి.

f a m ____ u s

h u m o ____ r

i d ____ a

h ____ g e

g a r d ____ n



III. Fill in the blanks with missing letters. పదాన్ని చదివి పూరించండి.

Kingdom

K ____ n g d o m

K i ____ g d o m

K i n ____ d o m

K i n g ____ o m

K i n g d ____ m

K i n g d o ____



2



Poor



Fair



Average



Good



Excellent

Signature of the Teacher

1.

Tenali Rama and The Thieves

For All Classes New Text Books Open Below Link
<https://bit.ly/all-classes-new-text-books>

Worksheet 1.3

Date

I. Read the first and second paragraphs, identify the four letter words and write them in the space given below.

1, 2 paragraphs న చదివి four letter words న రాయండి.

(Tenali Rama Krishnagot an idea)


_____	_____	_____
_____	_____	_____
_____	_____	_____
_____	_____	_____

II. Read the words and identify the vowels in the words and write them in the given space. పదాలు చదివి, అందలలి అచ్చులు గుర్తించి ఖాళీలలో రాయండి.

- | | |
|--------------------------|-------|
| 1. Tenali Rama | _____ |
| 2. Sri Krishna Deva Raya | _____ |
| 3. Vijayanagaram | _____ |
| 4. thieves | _____ |

III. Read the words and identify the consonants in the words and write them in the given space. పదాలు చదివి, అందలి హల్లులను గుర్తించి ఖాళీలలో రాయండి.


- | | |
|-----------|-------|
| 1. mango | _____ |
| 2. court | _____ |
| 3. house | _____ |
| 4. idea | _____ |
| 5. humour | _____ |



Poor



Fair



Average



Good



Excellent

Signature of the Teacher

3

1.

Tenali Rama and The Thieves

For All Classes New Text Books Open Below Link
<https://bit.ly/all-classes-new-text-books>

Worksheet 1.4

Date

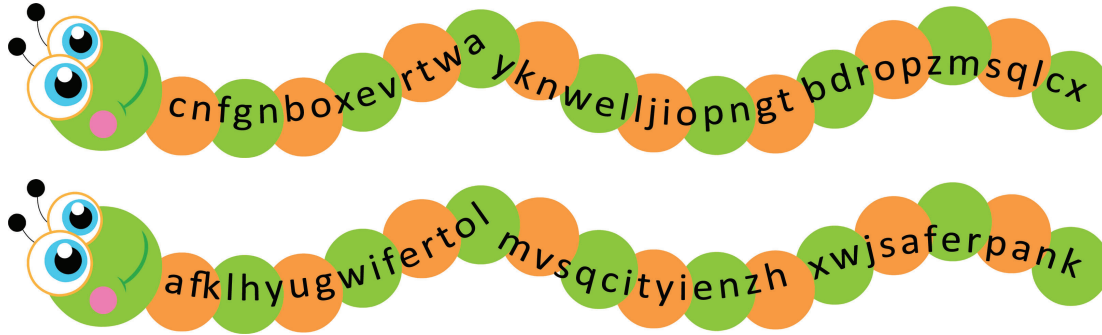
- I. Read the third paragraph, identify the one letter, two letter and three letter words and write them in the space given below.

3వ paragraph ను చదివి one letter, two letter and three letter words ను రాయండి.

- II. Find the given words in the word worm. Circle the words.

ఇచ్చిన పదాలను word worm లో గుర్తించి circle చేయండి.

city well safe box drop wife



- III. Write the given words in alphabetical order.

Alphabetical order లో words ను రాయండి.

gang keep box well shouted loudly

4



Poor



Fair



Average



Good



Excellent

Signature of the Teacher

1.

Tenali Rama and The Thieves

For All Classes New Text Books Open Below Link
<https://bit.ly/all-classes-new-text-books>

Worksheet 1.5

Date

I. Read the third paragraph on page no. 2, identify the four letter words and write them in the spaces given below.

3వ paragraph ను చదివి four letter words ను రాయండి.

(Tenali Rama went safe there.)

e.g. went

_____	_____
_____	_____
_____	_____
_____	_____
_____	_____

II. Match the following with the same word. One is done for you. జతపరచండి.

house	Tenali Rama
loudly	house
thieves	Sarada
valuable	loudly
Sarada	thieves
Tenali Rama	valuable

III. Read the paragraph mentioned above, identify the words start with 'w' and 'h' and copy them here. 3వ paragraph ను చదివి 'w' and 'h' words ను రాయండి.

e.g. went


_____	_____	_____
_____	_____	_____



Poor



Fair



Average



Good



Excellent

Signature of the Teacher

5

1.

Tenali Rama and The Thieves

For All Classes New Text Books Open Below Link
<https://bit.ly/all-classes-new-text-books>

Worksheet 1.6

Date

I. Read the fourth and fifth paragraphs, identify the three letter and four letter words and write them in the space given below.

4, 5వ paragraphs ను చదివి one letter, two letter and three letter words ను రాయండి.

1 - letter words

2 - letter words

3 - letter words

_____	_____	_____
_____	_____	_____
_____	_____	_____
_____	_____	_____
_____	_____	_____

II. Read fourth and fifth paragraphs and arrange the words in order to frame the correct sentences.

4, 5వ paragraphs ను చదివి words ను సరైన క్రమంలో ఉంచి sentences రాయండి.

1. Tenali with and packed box Rama the wife his stones.

2. The thieves the sometime, rushed well after to.


6



Poor



Fair



Average



Good



Excellent

Signature of the Teacher

1.

Tenali Rama and The Thieves

For All Classes New Text Books Open Below Link
<https://bit.ly/all-classes-new-text-books>

Worksheet 1.7

Date

I. Read the fourth and fifth paragraphs on page no. 3, identify the five letter words and write them in the spaces given below.

4, 5 paragraph ను చదివి five letter words ను రాయండి.

(The thieves heardtreasure box out.)

e.g. **heard**

II. Study the given table and write five sentences. One is done for you.

పట్టిక ఆధారంగా sentences రాయండి.

The thieves		
The police		
The judge	heard	the conversation.
The headmaster		
The children		

e.g. The thieves heard the conversation.

III. Write the missing letters in the following words. పూరించండి.

thi__ves w__fe

dif__iculty co__ple


treas__re he__rd



Poor



Fair



Average



Good



Excellent

Signature of the Teacher

7

1.

Tenali Rama and The Thieves

For All Classes New Text Books Open Below Link
<https://bit.ly/all-classes-new-text-books>

Worksheet **1.8**

Date

- I. Read the last paragraph, identify the 5 letter words and write them in the space given below.** చివరి paragraph ను చదివి five letter words ను రాయండి.

_____	_____	_____
_____	_____	_____
_____	_____	_____
_____	_____	_____
_____	_____	_____

- II. Arrange the given words in alphabetical order.**

Alphabetical order లో words ను రాయండి.

friends angry make king plants stones night reward

_____	_____	_____
_____	_____	_____
_____	_____	_____

- III. Write the missing letters from the following words. Missing letters పూరించండి.**

u n _ e r s t _ _ d

p _ a n

s c _ r _ d

r _ w a _ d

a n _ r y

f r _ e n _ s



8



Poor



Fair



Average



Good



Excellent

Signature of the Teacher

1.

Tenali Rama and The Thieves

For All Classes New Text Books Open Below Link
<https://bit.ly/all-classes-new-text-books>

Worksheet 1.9

Date

I. Read the sixth paragraph on page no. 3, identify the words that start with 'S' and underline them. One is done for you.

6వ paragraph ను చదివి 'S'తో start అయ్యే words ను underline చేయండి.

(Finally they got ran away from there.)

extremely	thieves
shocked	see
make	rendered
some	services
fools	scared

II. Match the following words with the same word. One is done for you. జతపరచండి.

extremely	fools
fools	shocked
shocked	extremely
services	scared
scared	services

III. Study the table and write five sentences. One is done for you.

పట్టికను అనుసరించి సరైన sentences రాయండి.

They	got	a pencil.
		a bag.
	took	a prize.
		a pen.


e.g. They got a box.



Poor



Fair



Average



Good



Excellent

Signature of the Teacher

9

1.

Tenali Rama and The Thieves

For All Classes New Text Books Open Below Link
<https://bit.ly/all-classes-new-text-books>

Worksheet 1.10

Date

I. Match the following and write the sentences in the space given below.

జతపరచి వాక్యాలను కింద రాయండి.

A

Tenali Rama was
Two thieves were
Tenali Rama had a
Tenali Rama and his wife
The thieves rushed

B

a huge mango garden.
to the well.
hiding behind the bush.
a court jester.
dropped the box into the well.

e.g. Tenali Rama was a court jester.

II. Circle the given words in the following sentences. ఇచ్చిన పదాలను గుర్తించి circle చేయండి.

house, wife, gang, city, things, box, well, Tenali Rama, Sarada

Tenali Rama went into his house.

He shouted loudly to his wife Sarada.

I heard that a gang of thieves have entered the city.

So we will keep all our valuable things in this box and drop it into the well.



10



Poor



Fair



Average



Good



Excellent

Signature of the Teacher

1.

Tenali Rama and The Thieves

For All Classes New Text Books Open Below Link
<https://bit.ly/all-classes-new-text-books>

Worksheet 1.11

Date



- I. Write as many words as possible using the letters of the given word. One is done for you. కింది పదంలో ఉన్న letters తో వీలైనన్ని కొత్త పదాలు రాయండి.

CONVERSATION

Cat _____

- II. Write the plural forms of the given words. Plurals రాయండి.

1. tree _____
 2. thing _____
 3. friend _____
 4. plant _____



- III. Find and circle the words in the given puzzle box.

కింది words ని puzzle box లో గుర్తించి circle చేయండి.

rose jasmine mango coconut lily
 tomato jackfruit parrot sparrow brinjal


j	a	c	k	f	r	u	i	t
s	b	r	i	n	j	a	l	p
p	l	t	o	m	a	t	o	b
a	k	n	v	a	s	x	g	l
r	y	d	e	n	m	k	s	i
r	t	p	q	g	i	n	z	l
o	c	o	c	o	n	u	t	y
w	l	r	o	s	e	p	n	c
o	p	a	r	r	o	t	n	g



Poor



Fair



Average



Good



Excellent

11

Signature of the Teacher

1.

Tenali Rama and The Thieves

For All Classes New Text Books Open Below Link
<https://bit.ly/all-classes-new-text-books>

Worksheet 1.12

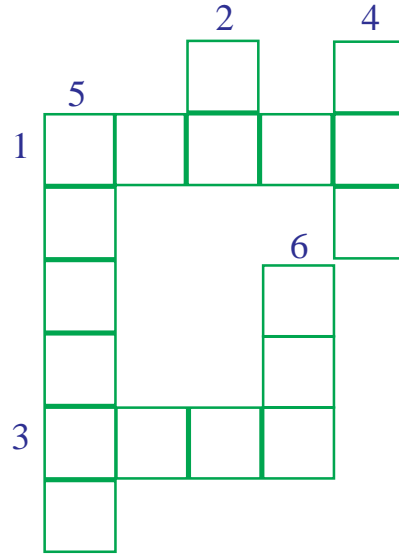

Date



I. Fill the puzzle with the opposite words using the given clues.

clues సహాయంతో opposite words తో puzzle పూర్తి చేయండి.

Horizontal	Vertical
1. open	2. come
3. enter	4. new
	5. foolish
	6. in



II. Circle the Odd one in the given set of words. వేరుగా ఉన్న దాన్ని గుర్తించి circle చేయండి.

boy	Raju	old man	church
school	car	garden	park
table	bag	Sameera	bicycle
rose	Saritha	woman	girl
mango	chocolate	Tajmahal	biscuit

12



Poor



Fair



Average



Good



Excellent

Signature of the Teacher

1.

Tenali Rama and The Thieves

For All Classes New Text Books Open Below Link
<https://bit.ly/all-classes-new-text-books>

Worksheet 1.13

Date



Grammar

I. Look at the picture and fill in the blanks with suitable nouns.

Pictures చూసి సరైన nouns తో ఖాళీలను పూరించండి.

parrot chocolates dog bouquet biscuit

1. The girl is holding a _____ in her hand.



2. The boy is eating a _____ .



3. It is a beautiful _____ .




4. We like _____ very much.



5. This is my _____ .



II. Observe the picture and write any five nouns. Picture ను చూసి ఏదైనా 5 nouns రాయండి.



1.

Tenali Rama and The Thieves

For All Classes New Text Books Open Below Link
<https://bit.ly/all-classes-new-text-books>

III. Colour the petals with the colour-clues given below.

Red

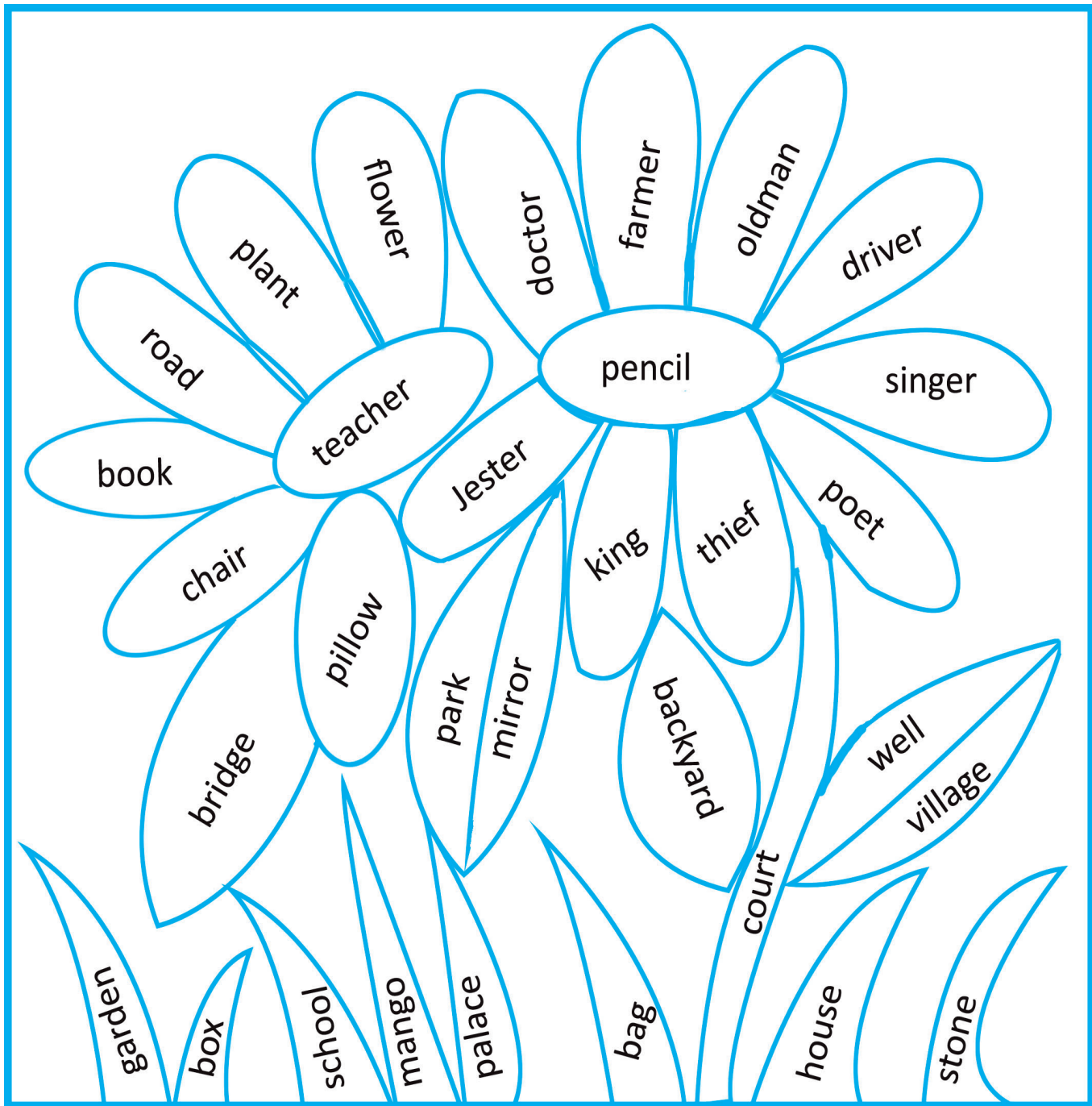
Persons

Blue

Things

Green

Places



14



Poor



Fair



Average



Good



Excellent

Signature of the Teacher

1.

Tenali Rama and The Thieves

For All Classes New Text Books Open Below Link
<https://bit.ly/all-classes-new-text-books>

Worksheet 1.14

Date

I. Write any 5 proper nouns. ఏవైనా 5 proper nouns రాయండి.

II. Write any 5 common nouns. ఏవైనా 5 common nouns రాయండి.

III. Write about yourself by using given clues. Clues సహాయంతో నీ గుర్తించి రాయుము.

I am _____. (name)

I am studying _____. (class)

I live in _____. (name of the village/town)

I like _____. (food items)


My hobbies are _____.



Poor



Fair



Average



Good



Excellent

Signature of the Teacher

15

1.

Tenali Rama and The Thieves

For All Classes New Text Books Open Below Link
<https://bit.ly/all-classes-new-text-books>

Worksheet 1.15

Date



- I. Write the invitation to the Parents meeting. Read the clues and fill in the blanks.
Clues సహాయంతో invitation పూర్తి చేయండి.

Dear _____

We cordially invite you to the _____

Date : _____

Time : _____ Invited by _____

Place : _____

- II. Rewrite the following sentences using capital letters wherever necessary.
కింది sentences కు capital letters చేర్చుతూ తిరిగి రాయండి.

1. ramu went to vijayawada.

2. where did raju go?

3. today is friday.

4. this is my new dress for sankranthi festival.


16



Poor



Fair



Average



Good



Excellent

Signature of the Teacher

I. Read the following passage. Passage ను చదివి కింది వాటికి జవాబులు ఇవ్వండి.

The thieves heard the conversation and became very happy. They waited patiently for Tenali Rama and his wife to put the box into the well. Tenali Rama and his wife packed the box with stones.

II. Choose the right answer.

1. Tenali Rama and his wife packed the box with _____. ()
a) jewels b) stones c) clothes
2. The thieves heard the conversation and became _____. ()
a) very sad b) very angry c) very happy
3. They dropped the box into the _____. ()
a) well b) river c) sea

III. Read the following passage. Passage ను చదివి ఖాళీలను పూరించండి.

Tenali Rama had a beautiful garden. In that garden, there were many colourful flowers like rose, jasmine, marigold and lotus. There were also tasty fruit trees like mango, guava, papaya, and banana. Tenali Rama love his garden very much. He watered his garden every day.

Now fill in the blanks.

1. Tenali Rama had a _____.
2. There are many colourful flowers like _____.
3. There were also tasty fruit trees like _____.
4. He watered his garden _____.



Poor



Fair



Average



Good



Excellent

Signature of the Teacher

Read the lesson and answer the following questions?

1. Who is Tenali Rama?

.....

.....

.....

2. What did Tenali Rama see behind the bushes?

.....

.....

.....

3. What did Tenali Rama and his wife put in the old box?

.....

.....

.....

4. Where did Tenali Rama and his wife keep the box?

.....

.....

.....

5. How did the thieves get the box?

.....

.....

.....

6. If Tenali Rama had not seen the thieves, what would have happened?

.....

.....

.....

.....

.....

.....

1.

Tenali Rama and The Thieves

For All Classes New Text Books Open Below Link
<https://bit.ly/all-classes-new-text-books>

<https://bit.ly/all-classes-new-text-books>

The image shows a blank sheet of white paper with horizontal blue ruling lines. A single vertical red margin line is positioned on the left side of the page. The paper appears to be a standard notebook or worksheet template.

1.

Tenali Rama and The Thieves
For All Classes New Text Books Open Below Link
<https://bit.ly/all-classes-new-text-books>

For All Classes New Text Books Open Below Link
<https://bit.ly/all-classes-new-text-books>

[illegible]

1.

Tenali Rama and The Thieves

For All Classes New Text Books Open Below Link
<https://bit.ly/all-classes-new-text-books>

<https://bit.ly/all-classes-new-text-books>

The image shows a blank sheet of white paper with horizontal ruling lines. A single vertical red line runs down the left side of the page, creating a margin. The rest of the page is filled with evenly spaced horizontal black lines.

1.

Tenali Rama and The Thieves
 For All Classes New Text Books Open Below Link
<https://bit.ly/all-classes-new-text-books>

For All Classes New Text Books Open Below Link
<https://bit.ly/all-classes-new-text-books>

[illegible]

I. Read the first and second paragraphs on page no. 14, identify the three letter words and write them in the space given below.

1, 2 paragraph ను చదివి three letter words ను గుర్తించి రాయండి.

Once there lived.....for many people?

e.g. man

II. Write the missing letters in the following words. పూరించండి.

h _ _ t e l

f o _ _ d

d i n _ _ e r

p _ _ r t y

p e _ _ p l e



III. Match the following with the same word. One is done for you. జతపరచండి.

food

cook

dinner

hotel

hotel

food

people

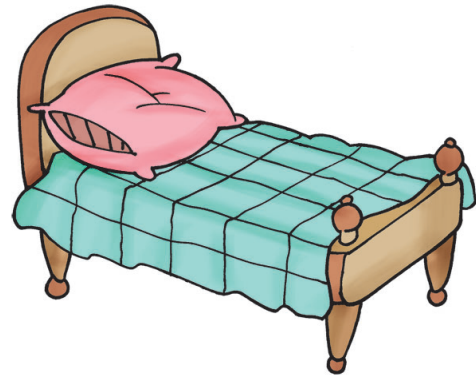
bed

cook

people

bed


dinner



Poor



Fair



Average



Good



Excellent

Signature of the Teacher

- I. Read the 3rd to 6th paragraphs, identify the three letter words and write them in the space given below. 3 నుండి 6 వరకు paragraphs ను చదివి three letter words ను గుర్తించి రాయండి.

'Raju did not said the mixer.'

e.g. want

_____	_____
_____	_____
_____	_____
_____	_____
_____	_____

- II. Make meaningful sentences from the following table.

పట్టికను అనుసరించి సరైన sentences రాయండి.

He	decided	to cook.
		to eat.
		to go.
		to sing.
		to drink.
		to help.

e.g. He decided to cook.

- III. Supply the missing letters to make them meaningful words. పూరించండి.

o p p _ _ r t u n i t y

s u d d _ _ n l y

f a _ _ n t e d

f r i _ _ n d s



I. Read the 7th to 11th paragraphs on page no.15, identify the five letter words and write them in the space given below.

7 నుండి 11 వరకు paragraphs ను చదివి five letter words ను గుర్తించి రాయండి.

'A knife came and said..... for the dinner.'

e.g. knife

_____	_____
_____	_____
_____	_____

II. Match the following with the same word. One is done for you. జతపరచండి.

stove	dishes
knife	recipe book
recipe book	knife
friends	dinner
dinner	stove
dishes	friends



III. Write five meaningful sentences from the following table. One is done for you.

పట్టిక ఆధారంగా sentences రాయండి.

Let's	begin	cooking.
		reading.
		writing.
		playing.
		eating.
		jumping.


e.g. Let's begin cooking.



Poor



Fair



Average



Good



Excellent

Signature of the Teacher

I. Read the 12th to 14th paragraphs on page no. 15, identify the five letter words and write them in the space given below.

12 నుండి 14 వరకు paragraphs ను చదివి five letter words ను గుర్తించి రాయండి.

'Raju woke updelicious dinner.'

e.g. after

_____	_____
_____	_____
_____	_____

II. Supply the missing letters to complete the words. పదాన్ని చదివి పూరించండి.

k _ _ t c h e n

k i t c h e n

k i _ _ c h e n

k i t _ _ h e n

k i t c _ _ e n

k i t c h _ _ n

k i t c h e _ _



III. Write five meaningful sentences from the following table. One is done for you.

పట్టిక ఆధారంగా sentences రాయండి.

He	looked at	the recipe book.
		the board.
		the bus.
		the bicycle.
		the sky.

e.g. He looked at the recipe book.


READING COMPREHENSION:

I. Read the following passage. Passage ను చదివి కింది వాటికి జవాబులు ఇవ్వండి.

Once, there lived a man named Raju. He owned a small hotel. The food was very tasty in his hotel. Everybody who visited his hotel liked the food. Raju used to supply food on bulk orders. One day, he got an order to cook for a big dinner party. But, unfortunately, he fell ill. Raju was quite worried. He said to himself, "I am not feeling well. I am not able to get out of the bed. How can I cook for many people?"

II. Choose the right answer.

- 1) Who was the owner of the hotel ? ()
A) Ravi B) Ramu C) Raju
- 2) Raju used to _____ food on bulk orders. ()
A) supply B) eat C) take
- 3) Raju got _____ for a dinner party. ()
A) a small order B) a big order C) a parcel
- 4) What happened to Raju on the day of big party? ()
A) He fell ill B) He ran away C) He fell in a pond
- 5) Who liked food in Raju's hotel? ()
A) somebody B) everybody C) nobody



Signature of the Teacher

2.

The Recipe Book
For All Classes New Text Books Open Below Link
<https://bit.ly/all-classes-new-text-books>

Worksheet 2.6

Date



I. Write as many words as possible using the letters of the given word.

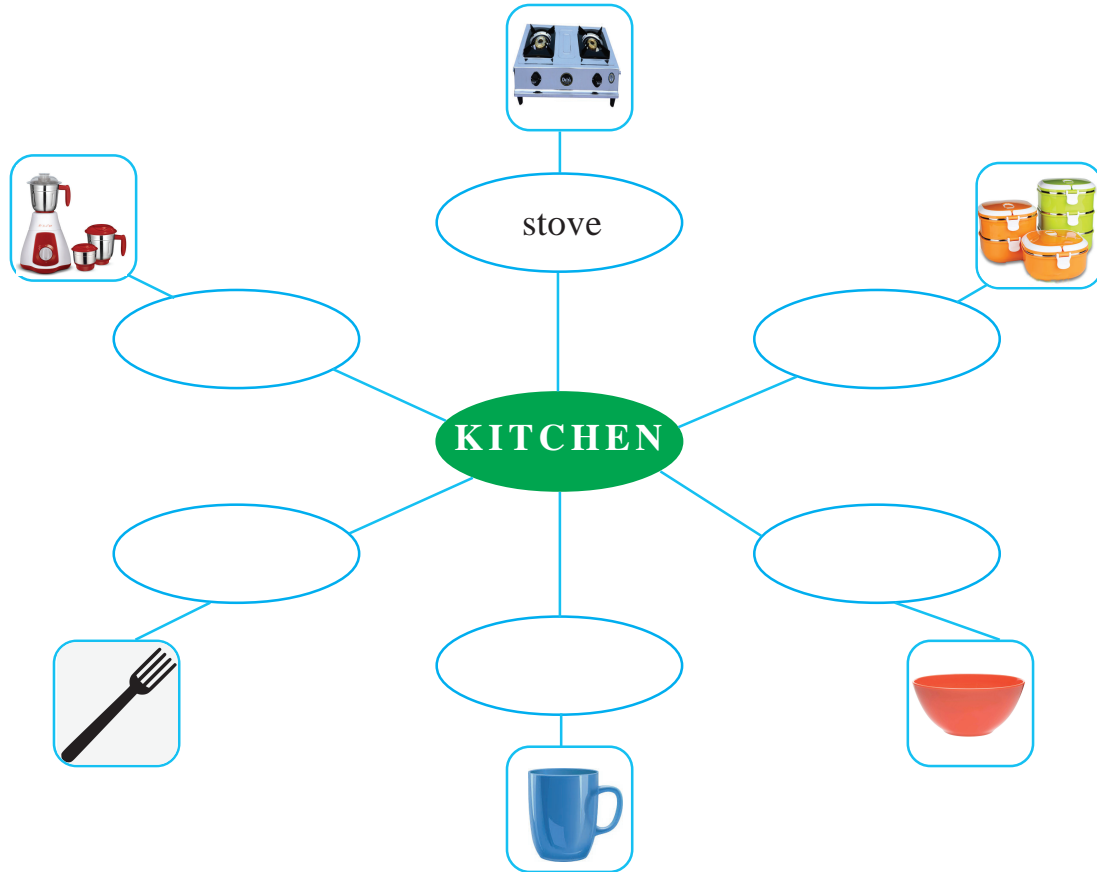
One is done for you. వీలైనన్ని పదాలను తయారు చేయండి.

UNFORTUNATELY

e.g. ONE

II. Fill in the boxes with the names of the things we use in the kitchen.

One is done for you. Kitchen లో వాడే సామాగ్రిని రాయండి.



28



Poor



Fair



Average



Good



Excellent

Signature of the Teacher

I. Write plural forms of the words given below. One is done for you.

e.g. sweet - sweets

Plurals రాయండి.

- | | |
|----------------------|--------------------|
| 1. vegetable - _____ | 6. pot - _____ |
| 2. stove - _____ | 7. hotel - _____ |
| 3. friend - _____ | 8. board - _____ |
| 4. cook - _____ | 9. slate - _____ |
| 5. table - _____ | 10. school - _____ |

II. Identify the singular forms and circle them from the following words.

One is done for you. Singular forms ను గుర్తించి circle చేయండి.

e.g. book

hotels

pens

tree

animals

vegetable

flowers

egg

teacher

school



III. Write singular form to the words given below. Singulars రాయండి.


- | | |
|--------------------|-------------------|
| 1. books - _____ | 6. stoves - _____ |
| 2. birds - _____ | 7. rooms - _____ |
| 3. colours - _____ | 8. bags - _____ |
| 4. boys - _____ | 9. slates - _____ |
| 5. girls - _____ | 10. flags - _____ |



Poor



Fair



Average



Good



Excellent

Signature of the Teacher



I. Identify the personal pronouns in the given sentences and circle them.

Personal pronouns ను గుర్తించి circle చేయండి.

1. I am Swetha. I am a student of class three.

2. Praveen is my brother. He likes me very much.

3. Kamala is my friend. She comes to school daily.



II. Read the following sentences, underline the personal pronouns and write them in the given space. Personal pronouns ను గుర్తించి underline చేసి కింద రాయండి.

I am Prasad. I am studying in a primary school in our village.

It has a beautiful garden. My class teacher is Kamala.

She teaches English well. She has a son. He also studies in our school.





Writing

- I. Read the sentences given. Keep full stops wherever necessary and rewrite them.
కింది sentences లలో సరైన చోట full stops (.) ఉంచి తిరిగి రాయండి.

Raju is a cook he has a small hotel every body liked food in his hotel oneday he got a big order to cook dinner for a dinner party

- II. Raju got an order to cook for a big dinner party over a phone call. Develop the conversation between the customer and Raju with the help of the clues given below. Conversation ను పూర్తిచేయండి.

Raju : Hello!

Customer : _____ Raju's hotel?

Raju : Yes, Raju _____ .

Customer : Will you please take _____ a party?

Raju : Yes, for which date?

Customer : For the next _____ .

Raju : Yes, sure. _____ ?

Customer : 500 plates.

Raju : Ok, come in the evening and pay the advance.

Customer : Ok, _____ .

Raju : You are welcome.

Sunday
Is it
speaking
How many plates
an order
Thank you



2.


The Recipe Book

For All Classes New Text Books Open Below Link
<https://bit.ly/all-classes-new-text-books>

III. Write five sentences by using the following table.

పట్టికను అనుసరించి సరైన sentences రాయండి.

May I	use	your pencil? your pen? your eraser? your slate? your book?
-------	-----	--



e.g. May I use your pencil?

- _____
- _____
- _____
- _____

IV. Your teacher will dictate some words. Write them below. డిక్టేషన్.



32



Poor



Fair



Average



Good



Excellent

Signature of the Teacher

READING COMPREHENSION:

I. **Read the paragraph.** Passage ను చదివి క్రింది ప్రశ్నలకు జవాబులు రాయండి.

How to make tea?

Take a bowl and pour some water in it. Add some tea powder and milk to the water. Put the bowl on the stove. Add some sugar to bring sweetness. Boil it for some time and filter it. Now the tea is ready to drink.

Answer the following questions.


1. What is the passage about?

2. What items do we need to prepare tea?

3. Do you like tea?

4. What is added to make 'tea' sweet?

5. Who takes tea in your home?



Signature of the Teacher

The Recipe Book

Read the lesson and answer the following questions?

-
-
-

-
-
-

-
-
-

-
-
-

- [illegible]

2.

The Recipe Book
For All Classes New Text Books Open Below Link
<https://bit.ly/all-classes-new-text-books>

<https://bit.ly/all-classes-new-text-books>

[illegible]

2.

The Recipe Book
For All Classes New Text Books Open Below Link
<https://bit.ly/all-classes-new-text-books>

The Recipe Book
For All Classes New Text Books Open Below Link
<https://bit.ly/all-classes-new-text-books>

The Recipe Book
For All Classes New Text Books Open Below Link
<https://bit.ly/all-classes-new-text-books>

[illegible]

2.

The Recipe Book

For All Classes New Text Books Open Below Link
<https://bit.ly/all-classes-new-text-books>

<https://bit.ly/all-classes-new-text-books>

The image shows a blank sheet of white paper with horizontal blue ruling lines. A single vertical red margin line is positioned on the left side of the page. The paper appears to be a standard notebook or worksheet template.

2.

The Recipe Book
For All Classes New Text Books Open Below Link
<https://bit.ly/all-classes-new-text-books>

<https://bit.ly/all-classes-new-text-books>

<https://bit.ly/all-classes-new-text-books>

The image shows a blank sheet of white paper with horizontal blue ruling lines. A single vertical red margin line is positioned on the left side of the page. The paper appears to be a standard notebook or ledger page.

Check Point - 1

Lessons - I , II

Date

I. Read the following passage.

The thieves heard the conversation and became very happy. They waited patiently for Tenali Rama and his wife to put the box into the well. Tenali Rama and his wife packed the box with stones. They lifted the heavy box with great difficulty and dropped it into the well.

Choose the right answer.

1. Tenali Rama and his wife packed the box with _____ ()
a) jewels b) stones c) clothes
2. The thieves heard the conversation and became _____ ()
a) very sad b) very angry c) very happy
3. They dropped the box into the _____ ()
a) well b) river c) sea
4. Tenali Rama and his wife lifted the _____ box with great difficulty. ()
a) light b) heavy c) small

II. Supply the missing letters to make them meaningful words.

o p p _____ r t u n i t y

s u d d _____ n l y

f a _____ n t e d

i m m e d i _____ t e l y


f r i _____ n d s



Poor



Fair



Average



Good



Excellent

Signature of the Teacher

III. Look at the picture and fill in the blanks with suitable nouns.

parrot

chocolates

dog

bouquet

biscuit

1. The girl is holding a _____ in her hand.



2. The boy is eating a _____ .



3. It is a beautiful _____ .



4. We like _____ very much.



5. This is my _____ .



IV. Read the given sentences. Keep full stops wherever necessary and rewrite them.

Raju is a cook he has a small hotel every body liked food in his hotel one day he got a big order to cook dinner for a dinner party

I. Read the first paragraph on page no. 28, identify the four letter words and write them in the space given below.


1వ paragraph ను చదివి four letter words ను గుర్తించి రాయండి.

'Once there lived.....of the baby'

e.g. wife

II. Match the following with the same word. One is done for you. జతపరచండి.

farmer	house
wife	farmer
mongoose	baby
house	mongoose
baby	wife



III. Make meaningful sentences from the following table.

పట్టిక ఆధారంగా sentences రాయండి.

The farmer		field.
Latha		school.
Gopi	went to	market.
Deepika		town.
Hema		house.


e.g. The farmer went to field.



Poor



Fair



Average



Good



Excellent

Signature of the Teacher

I. Read the second paragraph and identify the five letter words and write them in the space given below.

2 paragraph ను చదివి five letter words ను గుర్తించి రాయండి.

'Meanwhile a long snake.....and killed it.'

II. Supply the missing letters to complete the following words. పూరించండి.

e n t _ _ r e d

a t t _ _ c k e d

k i l l _ _ d

i m m e d i _ _ t e l y

c r a w l _ _ n g



III. Pick out words from the circle and write them in the alphabetical order in the blanks. Alphabetical order లో words ను రాయండి.

entered

attacked

killed

house

cradle

Read the passage mentioned above from your lesson.

‘When the farmer’s wife..... The mongoose away.’

I. Match the following with the same word. One is done for you.

3వ paragraph ను చదివి జతపరచండి.

entrance	stick
blood stains	temper
teeth	house
temper	entrance
stick	teeth
house	blood stains

II. Make five meaningful sentences from the table given below. One is done for you.

పట్టికను అనుసరించి సరైన sentences రాయండి.

I		a mongoose.
You		a bird.
We	saw	a snake.
He		a tree.
She		an elephant.

e.g. She saw a mongoose.

III. Write the words that start with the following letters from the paragraph 3. One is done for you.

ఇవ్వబడిన letters తో 3వ paragraph నుంచి words రాయండి.

s → snake

m →

c →

i →


a →



Poor



Fair



Average



Good



Excellent

Signature of the Teacher

Read the passage mentioned below from your lesson.

పాఠంలోని చివరి paragraphను చదవండి.

‘When she entered the house happened next?’

I. Observe the following pattern of words and fill in the blanks. One is done for you. పదాలకు ‘ing’ చేర్చి భాటీలను పూరించండి.

e.g. sleep + ing sleeping

crawl + ing _____

read + ing _____

play + ing _____

talk + ing _____

II. Write the missing letters in the following words. పూరించండి.

e n t r _____ n c e

t e m p _____ r

b l o _____ d

s t a _____ n s

t e _____ t h



III. Write five meaningful sentences from the following. One is done for you. పట్టిక ఆధారంగా sentences రాయండి.

A little baby		sleeping.
A boy		playing.
A cat	is	jumping.
A monkey		climbing.
A girl		dancing.

e.g. A little baby is sleeping.

READING COMPREHENSION:

I. Read the following passage. Passage ను చదివి క్రింది వాటికి జవాబులు ఇవ్వండి.

Once, there lived a farmer and his wife. They had a new born baby. They also had a mongoose as a pet. One day, the farmer went to his field as usual in the morning. His wife had to go out on some work. So she left the mongoose in the house trusting that the mongoose would take care of the baby.

Now fill in the blanks.

1. The persons mentioned in the paragraph are _____
(the farmer and his wife / the doctor and his wife)
2. Their pet is _____ (a mongoose / a dog)
3. The farmer went to the _____ (city / field)
4. The farmer's wife left the _____ in the home along with her baby.
(snake / mongoose)
5. The farmer went to the field in the _____ (night/ morning)


II. Your teacher will dictate some words. Write them below. డిక్టేషన్.



Poor



Fair



Average



Good



Excellent

Signature of the Teacher

3.

The Loyol Mongoose
For All Classes New Text Books Open Below Link
<https://bit.ly/all-classes-new-text-books>

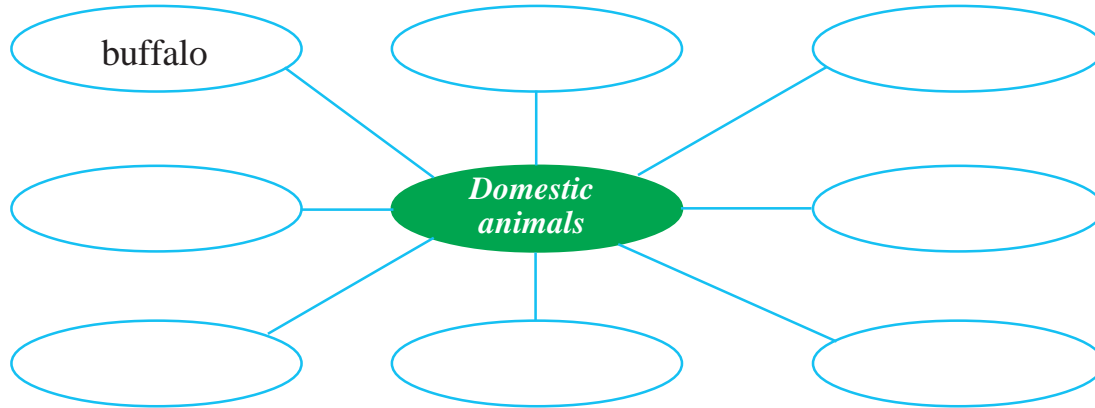
Worksheet 3.6



Vocabulary

Date

- I. Write the names of domestic animals in the boxes. Use the words in sentences.
One is done for you. Domestic animals పేర్లను రాసి sentences గా మార్చండి.



e.g. The buffalo is a domestic animal.

- II. Colour the nouns mentioned in the story in the following grid. Use the clues.
One is done for you. Nouns గుర్తించి colour చేయండి.

farmer	wife	cradle	mongoose
snake	baby	teeth	mouth

c	r	a	d	l	e	g	m	f	p
w	I	f	e	m	l	k	o	a	s
z	t	e	e	t	h	q	u	r	n
d	f	g	h	j	k	p	t	m	a
x	c	v	b	n	m	d	h	e	k
m	o	n	g	o	o	s	e	r	e

46



Poor



Fair



Average



Good



Excellent

Signature of the Teacher

3.

For All Classes New Text Books Open Below Link
<https://bit.ly/all-classes-new-text-books>

Worksheet 3.7



Grammar

Date

I. Fill in the blanks with suitable words. Use the clues given below.

Hints సహాయంతో సరైన పదాలతో ఖాళీలను పూరించండి.

red, tall, green, round, small



This is a coconut tree.

It is _____

This is an ant.

It is _____



This is a ball

It is _____

This is a tomato

It is _____



This is a mango

It is _____

II. Look at the picture. చిత్రాన్ని చూడండి.



Select the correct answer from the given options.

సరైన జవాబును ఎంచి () లో ఉంచండి.

- The elephant is a _____ animal. ()
A) small B) little C) big
- The elephant has a _____ trunk. ()
A) short B) long C) little
- The elephant has _____ ears. ()
A) broad B) small C) little
- It has _____ body. ()
A) weak B) thin C) large
- It has _____ eyes. ()
A) small B) little C) big

Now write four sentences about the elephant. One is done for you.

Elephant గురించి నాలుగు వాక్యాలు రాయండి.

- The elephant has a long trunk.
- _____
- _____
- _____
- _____



I. Write at least 4 sentences from the table. One has been done for you.

పట్టికను అనుసరించి సరైన sentences రాయండి.

Could you	give me	your pencil?
		your book?
		water?
		your pen?
		your slate?

e.g. Could you give me your pencil?

II. Punctuate the following with correct question marks and full stops.

సరైన చోట punctuation marks full stops (.) లేదా question marks (?)లను ఉంచండి.

Latha : Rani, do you have any pet animal

Rani : Yes, I have a kitten

Latha : What is its name

Rani : Kittu

Latha : What does it like to eat or drink


Rani : It likes milk



Poor



Fair



Average



Good

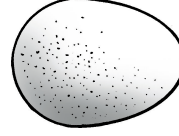


Excellent

Signature of the Teacher

I. Write the sentences with the clues given below. One is done for you.

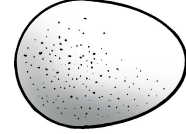
Clues సహాయంతో sentences అను రాయండి.



black, round, green, long, blue, white

Eg. This is a crow. It is black.

- This is a pen. It _____.
- This is a plate. _____.
- This is a bag. _____.
- This is an egg. _____.
- This is a snake. _____.



II. Your teacher will dictate some words. Write them below. డిక్టేషన్.





I. Read the following. Passage ను చదివి క్రింది ప్రశ్నలకు జవాబులు రాయండి.

Kiran has a pet animal. Its name is Tommy. He likes to play with it. Sometimes Tommy goes to school along with Kiran. Tommy likes biscuits very much.

Choose the correct answer and circle it.

- Who has a pet animal? ()
A) Charan B) Varun C) Kiran
- What is its name? ()
A) Tommy B) Jacky C) Sweet
- Where does Tommy go with Kiran? ()
A) temple B) school C) garden
- What does Tommy like to eat? ()
A) chocolates B) biscuits C) ice-cream
- What does Kiran like? ()
A) to play with Tommy B) to play with Jimmy C) to play with Jacky


II. Your teacher will dictate some words. Write them below. డిక్టేషన్.



Poor



Fair



Average



Good



Excellent

Signature of the Teacher

3.

The Loyal Mongoose

For All Classes New Text Books Open Below Link
<https://bit.ly/all-classes-new-text-books>

Read the lesson and answer the following questions?

1. What was the farmer's pet?

.....

.....

.....

2. Which animal entered the farmer's house?

.....

.....

.....

3. Why did the mongoose kill the snake?

.....

.....

.....

4. Who sent the mongoose out?

.....

.....

.....

5. How did the farmer's wife feel when she saw the baby alive?

.....

.....

.....

.....

.....

.....


.....

.....

.....

.....

.....



3.

The Loyal Mongoose

For All Classes New Text Books Open Below Link
<https://bit.ly/all-classes-new-text-books>

[illegible]

3.

The Loyal Mongoose

For All Classes New Text Books Open Below Link
<https://bit.ly/all-classes-new-text-books>

[illegible]

3.

The Loyal Mongoose

For All Classes New Text Books Open Below Link
<https://bit.ly/all-classes-new-text-books>

<https://bit.ly/all-classes-new-text-books>

The image shows a blank sheet of white paper with horizontal blue ruling lines. A single vertical red margin line is positioned on the left side of the page. The paper appears to be a standard notebook or ledger page.

3.

The Loyal MongOOSE

For All Classes New Text Books Open Below Link
<https://bit.ly/all-classes-new-text-books>

<https://bit.ly/all-classes-new-text-books>

The image shows a blank sheet of white paper with horizontal blue ruling lines. A single vertical red line runs down the left side of the page, creating a margin. The lines are evenly spaced and extend across the width of the page.

- I. Read 1 to 5 paragraphs from the lesson and identify the six letter words and write them in the space given below. 1 నుండి 5 వరకు paragraphs ను చదివి six letter words ను గుర్తించి రాయండి.

'One day a farmer.....replied the potter'


e.g. farmer

- II. Observe the following pictures and write its related word from the story. చిత్రాలను చూసి సంబంధించిన words రాయండి.













- III. Study the following table and write a few sentences. One has been done for you. పట్టిక ఆధారంగా sentences రాయండి.

He	is	a nice potter.
		a good doctor.
		an old farmer.
		a young teacher.
		a kind cobbler.


e.g. He is a nice potter.



Poor



Fair



Average



Good



Excellent

Signature of the Teacher

I. Read the paragraph mentioned below from your lesson.

6 నుండి 9 వరకు paragraph అను చదివి words లతో భాళీలను పూరించండి.

'Then the rabbit met..... He will help you.'

Write the missing letters in the following words.

k _ _ o w

b u _ _ y

t _ _ i m _ _ i n g

s _ _ s t _ _ r

b e _ _ u t _ _ f u l

c _ _ o t h _ _ s

t _ _ i l o _ _

s i _ _ t i n _ _

II. Read the following sentence. Fill in the blanks with the words given in the box.

Hints సహాయంతో sentences పూరించండి.

e.g. Meet my sister, she is a tailor.

father	mother	aunt	uncle
postman	shop keeper	doctor	fisherman

1. Meet my _____, he is a _____.

2. Meet my _____, she is a _____.

3. Meet my _____, he is a _____.

4. Meet my _____, she is a _____.

III. Fill in the blanks with missing letters. పదాన్ని చదివి పూరించండి.

Beautiful

B _ _ a u t i f u l

B e _ _ u t i f u l

B e a _ _ t i f u l

B e a u _ _ i f u l

B e a u t _ _ f u l



I. Read the paragraph mentioned below from your lesson.

'The rabbit went to I don't know.'

Identify the four letter words and write them in the space given below.

10 నుండి 12 వరకు paragraph లను చదివి four letter words లను గుర్తించి రాయండి.

_____	_____	_____
_____	_____	_____
_____	_____	_____


II. Observe the following pattern of words. Write some more words.

పదాలకు 'ing' చేర్చి భాటీలను పూరించండి.

e.g. mend + ing

mending

ask +	_____	_____
help +	_____	_____
go +	_____	_____
fish +	_____	_____
know +	_____	_____



III. Complete the following: One has been done for you.

క్రింది పదాలకు 'er' add చేసి new words రాయండి.


farm	•		_____
pott	•		_____
barb	•		_____
cobbl	•		_____
teach	•		_____



Poor



Fair



Average



Good



Excellent

Signature of the Teacher

I. Read the paragraph mentioned below from your lesson.

'The rabbit was sad hopped away.'


Identify the words in the paragraph starting with the given letter.

క్రింది ఇవ్వబడిన lettersతో చివరి రెండు paragraph ల నుంచి words రాయండి.

r → _____ c → _____
t → _____ n → _____
l → _____ h → _____
s → _____ f → _____

II. Observe the following pictures and write its related word from the paragraph.

చిత్రాలను చూసి సంబంధించిన words రాయండి.









III. Fill in the blanks with missing letters. పదాన్ని చదివి పూరించండి.

tailor

t _ _ i l o r

t a _ _ l o r

t a i _ _ o r

t a i l _ _ r

t a i l o _ _

cobbler

c _ _ b b l e r

c o _ _ b l e r

c o b _ _ l e r

c o b b _ _ e r

c o b b l _ _ r

READING COMPREHENSION:

I. Read the following paragraph. Passage ను చదివి క్రింది వాటికి correct orderలో రాయండి.

Padma is in the third class. Every day she wakes up at 6 o'clock. She brushes her teeth. She goes for a walk. Then she helps her mother in cooking. She also helps his father to wash his auto. She takes bath and gets ready for school. Then she takes breakfast. She goes to school at 9 o'clock.

Now arrange the following sentences in correct order by giving number.

Padma takes bath and get ready for school.

She goes to school at 9 o'clock.

Padma wakes up at 6 o'clock.

She helps her mother in cooking.

She brushes her teeth.




II. Your teacher will dictate some words. Write them below. దిక్టేట్ చేస్తాను.



Poor



Fair



Average



Good



Excellent

Signature of the Teacher

I. Observe the given time table for Monday.

Then fill in the blanks with first / second / third / fourth / fifth / sixth.

Time tableని పరిశీలించి ఖాళీలను పూరించండి.

Day	1	2	3	Lunch	4	5	6
Monday	Telugu	English	Maths		Maths	EVS	Games

e.g. On Monday English is in the second period.

EVS is in the _____ period.

Telugu subject is in the _____ period.

Games period is the _____ period.

Maths subject is in the _____ and _____ periods.

II. Observe the following alphabet chart. Write the correct answer in the brackets.

Alphabet tableని పరిశీలించండి. క్రింద ఇవ్వబడిన ప్రశ్నలకు సరైన జవాబులను గుర్తించి ()లో ఉంచండి.

A	B	C	D	E	F	G	H	I	J	K	L	M
1	2	3	4	5	6	7	8	9	10	11	12	13
N	O	P	Q	R	S	T	U	V	W	X	Y	Z
14	15	16	17	18	19	20	21	22	23	24	25	26

1. The letter 'H' is the _____ letter. ()

a) Sixth b) seventh c) eighth

2. The letter 'L' is the _____ letter. ()

a) Tenth b) twelfth c) thirteenth

3. The sixteenth letter is _____. ()

a) P b) N c) Q

4. 'T' is the _____ letter. ()

a) Eighth b) ninth c) tenth

I. Read the following table and write as many sentences as you can.

పట్టికను అనుసరించి సరైన sentences రాయండి.

The book is	in	the table
My father is		the office
Ramya sat	on	a tree
Puppy is		the wall
She is writing	under	white paper

II. Read the following sentences. Underline the correct prepositions and write them in the blanks given. క్రింది sentences ను prepositions తో పూరించండి.

- One day our teacher was _____ the class. (under / in)
- She wrote a rhyme _____ the blackboard. (in / on)
- She asked the students to note it _____ their books. (in / under)
- One of my friends was hiding _____ the bench. (on / under)
- Every student _____ the class was writing except him. (on / in)



Signature of the Teacher



I. Observe the following picture. Join the picture and its related word. Fill in the blanks and copy the sentence.

Picture తో సంబంధిత word ని కలపండి. క్రింది ఖాళీలను పూరించి, తిరిగి sentences రాయండి.



- The farmer is very _____
- The tailor is too _____
- The barber is very _____ with trimming.
- The cobbler is so _____
- The teacher is always _____

READING COMPREHENSION:

I. Here Latha is introducing her family. Read it.

Latha తన గురించి చెబుతుంది చదవండి.

Hi, this is Latha. I am studying third class.

My father is an engineer. He designs plans for buildings.

My mother is a doctor. She treats patients.

My grandfather is a postman. He delivers letters.

My brother is a soldier. He works in army.



Now introduce your family with the given clues.

నీవు నీ కుటుంబాన్ని **clues** సహాయంతో పరిచయంచేసుకో.

Driver – drives auto / car / bus / lorry

Fisherman – catches fishes

Sales girl – sells things in a shop

Mason – constructs buildings

Weaver – weaves clothes/sarees

Teacher – teaches lessons


II. Your teacher will dictate some words. Write them below. డిక్టేషన్.



Poor



Fair



Average



Good



Excellent

Signature of the Teacher

I. Study the following table and write a few sentences. One has been done for you.

పట్టికను అనుసరించి సరైన sentences రాయండి.

Do you know	my name?
	my father's name?
	my mother's name?
	my brother's name?
	my sister's name?

e.g. Do you know my name?

II. Study the following table and write sentences. One has been done for you.

పట్టిక ఆధారంగా sentences రాయండి.

He	was	mending shoes.
She		catching fishes.
Gopi		teaching lessons.
Jaya		making pots.

e.g. He was mending shoes.

4.

Help Me Please!

For All Classes New Text Books Open Below Link
<https://bit.ly/all-classes-new-text-books>

Read the lesson and answer the following questions?

1. Who was sowing seeds?

.....

.....

.....

2. What did the rabbit forget?

.....

.....

.....

3. Where did the cobbler sit?

.....

.....

.....

4. Who helped the rabbit to find her name?

.....

.....

.....

5. Whom do you ask for any help?

.....

.....

.....

.....

.....

.....

.....

.....

.....


.....



Poor



Fair



Average



Good



Excellent

Signature of the Teacher

4.

Help Me Please!
For All Classes New Text Books Open Below Link
<https://bit.ly/all-classes-new-text-books>

Help Me Please!
For All Classes New Text Books Open Below Link
<https://bit.ly/all-classes-new-text-books>

Help Me Please!
For All Classes New Text Books Open Below Link
<https://bit.ly/all-classes-new-text-books>

4.

Help Me Please!
For All Classes New Text Books Open Below Link
<https://bit.ly/all-classes-new-text-books>

For All Classes New Text Books Open Below Link
<https://bit.ly/all-classes-new-text-books>

<https://bit.ly/all-classes-new-text-books>

4.

Help Me Please!
For All Classes New Text Books Open Below Link
<https://bit.ly/all-classes-new-text-books>

Help Me Please!
For All Classes New Text Books Open Below Link
<https://bit.ly/all-classes-new-text-books>

70

4.

Help Me Please!
For All Classes New Text Books Open Below Link
<https://bit.ly/all-classes-new-text-books>

For All Classes New Text Books Open Below Link
<https://bit.ly/all-classes-new-text-books>

<https://bit.ly/all-classes-new-text-books>

Check Point - 2

Lessons - III , IV

Date _____

READING COMPREHENSION:

I. Read the following passage.

Once, there lived a farmer and his wife. They had a new born baby. They also had a mongoose as a pet. One day, the farmer went to his field as usual in the morning. His wife had to go out on some work. So she left the mongoose in the house trusting that the mongoose would take care of the baby.

Now fill in the blanks

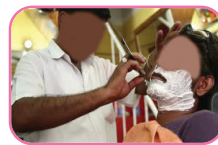
1. The persons mentioned in the paragraph are _____
(the farmer and his wife / the doctor and his wife)
2. Their pet is _____ (a mongoose / a dog)
3. The farmer went to the _____ (city / field)
4. The farmer went to the field in the _____ (night / morning)

II. Observe the following pictures and write its related word from the story.















III. Look at the picture.

Select the correct answer from the given options.

1. The elephant is a _____ animal. ()
A) small B) little C) big
2. The elephant has a _____ trunk. ()
A) short B) long C) little
3. The elephant has _____ ears. ()
A) broad B) small C) little
4. It has _____ body. ()
A) weak B) thin C) large
5. It has _____ eyes. ()
A) small B) little C) big

Now write four sentences about the elephant. One is done for you.

1. The elephant has a long trunk.
2. _____.
3. _____.
4. _____.
5. _____.



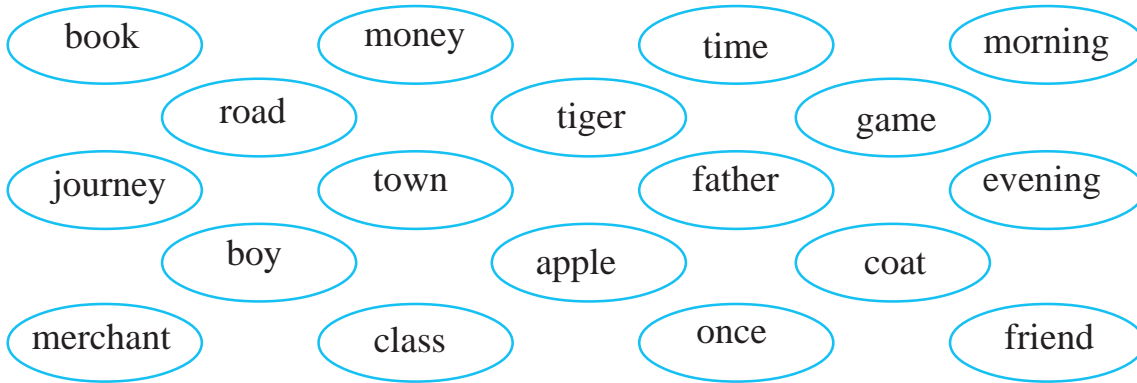
Signature of the Teacher

I. Read the passage mentioned below from your lesson.

'Once upon a time.....started his journey.'

Identify the words which are there in the above paragraph and colour them.

Passage లో ఉన్న words ను గుర్తించి రంగు వేయండి.



II. Read the paragraph. Observe the following pattern of words and identify some more similar words. Passage లో 'ed' words ను గుర్తించి రాయండి.

e.g. call + ed called

III. Study the following table and write sentences. One has been done for you.

పట్టిక ఆధారంగా sentences రాయండి.

He		repay the debt.
		return the book.
	wanted to	build a house.
		buy an umbrella.
She		draw a picture.
		sing a song.

e.g. He wanted to repay the debt.

I. Read the paragraph mentioned below from your lesson.

'Suddenly, a gang of and went away.'

Now, identify the five letter words then complete the grid.

Paragraph లోని five letter words ను గుర్తించి రాయండి. Grid ని పూరించండి.

great

				g		
a				r		
	m			e	y	
		h		a		d
		l		t		r

II. Read the paragraph and fill in the blanks.

Paragraph ను చదివి ఖాళీలను పూరించండి.


1. A gang of robbers _____ (beat / called) him.
2. Benjamin was left on the _____ (table / road).
3. He opened his _____ (mouth / eyes).
4. He saw a _____ (priest / friend) nearby.
5. Sometime later a _____ (girl / Levite) came that way.



Poor



Fair



Average



Good



Excellent

Signature of the Teacher

I. Read the 7th to 9th paragraph mentioned below from your lesson.

'Then he saw a man..... and bandaged them.'

Identify the words in the paragraph starting with the given letter.

క్రింది ఇవ్వబడిన letters తో 7 నుండి 9 paragraph ల నుంచి words రాయండి.

c → coming

d → _____

b → _____

n → _____

f → _____

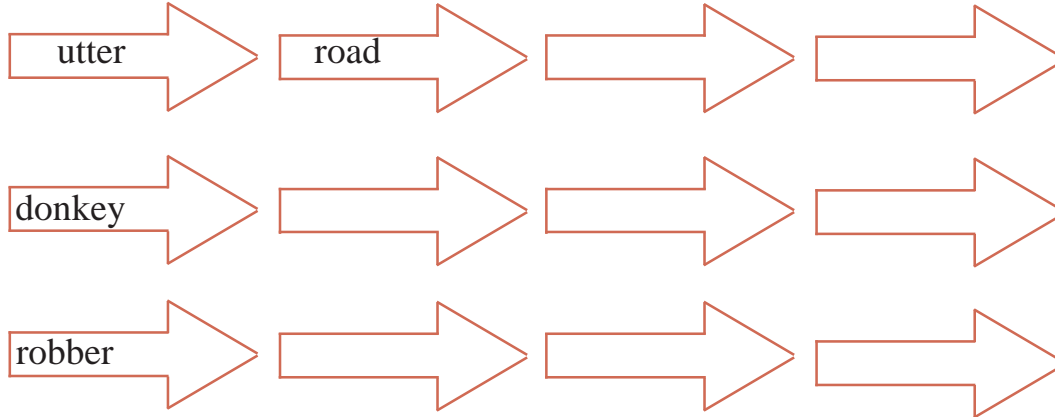
h → _____

s → _____

k → _____

II. Identify the words which start with the last letter of the previous words.

అత్తాక్షరి పదాలను రాయండి.



III. Your teacher will dictate some words. Write them below. డిక్టేషన్.



I. Read the paragraph 1, 2, 3 from your lesson. Passage ను చదవండి.

'Then the Samaritan helped.....children about it.'

Observe the following words. Write some more words.

'er' add చేసి మరికొన్ని words రాయండి.

keep + er	keeper
soon + er	sooner
play + _____	_____
sing + _____	_____
read + _____	_____
law + _____	_____



II. Match the following phrases. జతపరచండి.

Samaritan	good Samaritan's kindness.
He paid	helped Benjamin.
I will pay you	good care of Benjamin.
The inn-keeper took	the inn-keeper.
He went back to	more money.
He always remembered	his home town.


III. Your teacher will dictate some words. Write them below. డిక్టేషన్.



Poor



Fair



Average



Good



Excellent

Signature of the Teacher

READING COMPREHENSION:

I. Read the following paragraph. Fill in the blanks.

Passage ను చదివి ఖాళీలను పూరించండి.

One day a peacock met a crane and said, "So sorry for you. You have so dull feathers. Look at the fine colours of my feathers." The crane replied, "Well, your feathers are brighter than mine. I can fly high up into the sky, but you can't do this." Peacock shut his mouth and went away.

1. One day a peacock met a _____ (cat / crane)
2. The _____ (peacock / crane) has colourful feathers.
3. The Crane has dull _____ (wings / feathers)
4. The _____ (crane / peacock) can fly high up into the sky.
5. The Peacock shut his _____ (ears / mouth) and went away.

II. Your teacher will dictate some words. Write them below. డిక్టేషన్.





I. Read the following paragraph. Fill in the blanks with the opposite words given in the brackets.

Opposite words తో ఖాళీలను పూరించండి.

Once there was a _____ (kind) hunter. He lived in a _____ (big) hut _____ (far) a river. One fine morning when he _____ (closed) his door, he saw _____ (few) birds. The scene was very _____ (bad) to see. Then he decided to _____ (start) hunting.

II. Read the following tongue twister. Tongue twister చదవండి.

Betty bought butter.
But the butter was bitter.
So Betty bought better butter to
make the bitter butter better.



Now, find out the rhyming words. Rhyming words రాయండి.

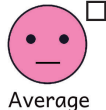
caught - _____	shutter - _____
pretty - _____	take - _____
glitter - _____	letter - _____



Poor



Fair



Average



Good



Excellent

Signature of the Teacher



I. Write the simple past form of the following regular verbs. One is done for you.
Simple past form తో పూరించండి.

open	opened
plant	
visit	
want	
clean	
wash	



Now write your own sentences by using the simple past form.

Simple past form తో సొంత వాక్యాలు రాయండి.

II. Fill in the blanks. Use the help box. Hints సహాయంతో ఖాళీలను పూరించండి.

thanked	jumped	attended	asked
Worried	helped	passed	worked

One day, Geetha _____ an exam. The question paper was very tough. She was _____ a lot. She _____ Ranga for help. Ranga _____ her with a gadget. In the results, Geetha _____ the exam. She _____ for joy and _____ Ranga for his help. Then onwards Geetha _____ hard in her studies.



I. Read the passage written by Mounika. Continue the passage using the clues.

Clues సహాయంతో Passage ను పూర్తిచేయండి.

needs	grandfather	doing homework
teacher	helping others	friends neighbours

Hai, I am Mounika. I help my mother in cooking. I help my father in farming. I help my brother in _____. I help my _____ when they call. I will help my _____ to take him to shop. I am always helpful to my _____ in their _____. Sometimes I help my _____ to clean the black board. _____ gives me a lot of satisfaction.

II. Copy the following sentences.

1. We rise by lifting others.

2. Politeness is the flower of humanity.


3. Service to man is service to God.



Poor



Fair



Average



Good



Excellent

Signature of the Teacher

I. Study the following table and write sentences. One has been done for you.

పట్టిక ఆధారంగా sentences రాయండి.

I				more money.
We	will	pay	you	the fee.
He		give		the amount.
She				the bill.
				the charge.
				the cost.



e.g. I will pay you more money.

II. Study the following table and write a few sentences. One has been done for you.

పట్టిక ఆధారంగా sentences రాయండి.

I			some water.
We	gave	him	little money.
He		her	some flowers.
			many toys.



e.g. He gave him some water.

READING COMPREHENSION:

I. Read the following poster. Write 'T' for the right statement and 'F' for the false statement. Poster న చదివి 'True' / 'False' గుర్తుపెట్టండి.



- | | |
|---|----------|
| 1. Be cruel to others. | () |
| 2. Stand up to bullies. | () |
| 3. Help children who are happy. | () |
| 4. Reach out to students who are alone. | () |
| 5. Lend a helping hand. | () |


II. Your teacher will dictate some words. Write them below. డిక్టేషన్.



Poor



Fair



Average



Good



Excellent

Signature of the Teacher

5.

The Good Samaritan

For All Classes New Text Books Open Below Link
<https://bit.ly/all-classes-new-text-books>

Read the lesson and answer the following questions?

1. Where did the Jewish man live?

.....

.....

.....

2. Who started the journey to Jericho?

.....

.....

.....

3. Where was the Jewish man left by the robbers?

.....

.....

.....

4. Who helped the Jewish man?

.....

.....

.....

5. Why was the Samaritan called 'The Good Samaritan'?

.....

.....

.....

.....

.....

.....

.....

.....

.....

.....

.....

.....

.....

.....

.....

.....


.....

.....

.....

.....

.....



Signature of the Teacher

5.

The Good Samaritan

For All Classes New Text Books Open Below Link
<https://bit.ly/all-classes-new-text-books>

<https://bit.ly/all-classes-new-text-books>

The image shows a blank sheet of white paper with horizontal blue ruling lines. A single vertical red line runs down the left side of the page, creating a margin. The lines are evenly spaced and extend across the width of the page.

5.

The Good Samaritan

For All Classes New Text Books Open Below Link
<https://bit.ly/all-classes-new-text-books>

[illegible]

5.

The Good Samaritan

For All Classes New Text Books Open Below Link
<https://bit.ly/all-classes-new-text-books>

<https://bit.ly/all-classes-new-text-books>

The image shows a blank sheet of white paper with horizontal blue ruling lines. A single vertical red line runs down the left side of the page, creating a margin. The lines are evenly spaced and extend across the width of the page.

5.

The Good Samaritan

For All Classes New Text Books Open Below Link
<https://bit.ly/all-classes-new-text-books>

<https://bit.ly/all-classes-new-text-books>

This image shows a blank sheet of white paper with horizontal blue ruling lines. A single vertical red margin line is positioned on the left side of the page. The paper appears to be a standard notebook or worksheet template.

- I. Read the first paragraph from your lesson and identify the five letter words and copy them here. 1వ paragraph ను చదివి five letter words ను గుర్తించి రాయండి.

'Onceby the valley.'

e.g. lived

- II. Write the missing letters in the following words. పూరించండి.

m _ _ t h e r

v a l l _ _ y

b e a u t _ _ f u l

h _ _ l l s

h o l _ _ d a y



- III. Match the following with the same word. One is done for you. జతపరచండి.

boy

valley

mother

school

valley

trees

hills

boy

trees

hills

school


mother



Poor



Fair



Average



Good



Excellent

Signature of the Teacher

I. Read the given passage from your lesson.

‘On Saturday red face.’

Identify six letter words from the paragraph mentioned above and write them here.

2వ paragraph ను చదివి six letter words ను గుర్తించి రాయండి.

_____	_____
_____	_____
_____	_____

II. Study the following table and write at least five sentences. One is done for you.

పట్టిక ఆధారంగా sentences రాయండి.

Malli	liked	ice cream very much.
Sarala		mangoes very much.
Pallavi		bananas very much.
Riyaz		biryani very much.
Arun		sweets very much.



e.g. Malli liked ice cream very much.

III. Write the missing letters in the following words. పూరించండి.

f a _ _ r

m o n _ _ y

c o m m _ _ d i t i e s

p l _ _ c e

a n g _ _ y

v a l l _ _ y



I. Read the given passage from your lesson.

'He ran out.....I hate you.'

Identify the words from the paragraph which start with 'h' and 's' and write them.

3, 4 paragraph అను చదివి 'h' and 's' లతో start అయ్యే words అను గుర్తించి రాయండి.

e.g. house

II. Write the missing letters in the following words. పూరించండి.

h o _ s e

h _ t e

s h _ u t e d

s u r p r _ s e d

r e p l i _ d



III. Study the given table and write at least five sentences.

పట్టిక ఆధారంగా sentences రాయండి.

What did	he she	say?
		want?
		read?
		do?
		write?
		ask?


e.g. What did he say?



Poor



Fair



Average



Good



Excellent

Signature of the Teacher

I. Read the given passage from your lesson.

'His mother.....back the same'

Write the missing letters in the following words. పూరించండి.

l a _ g h e d

a g a _ n

h a p _ y

l e _ r _ t

l e s s _ n



II. Study the given table and write at least five sentences. One is done for you.

పట్టికను అనుసరించి సరైన sentences రాయండి.

I		
You		
He		
She	felt	very happy.
Ravi		
They		

e.g. He felt very happy.

III. Match the following with the same word. One is done for you. జతపరచండి.

laughed — shouted

again — laughed

shouted — again

echo — hugged

hugged — echo

READING:

I. Read the story 'Do Good and Reap Good' once again. Choose the correct option to fill in the blanks. సరైన జవాబును ఎంచి () లో ఉంచండి.

- Once there lived a boy Malli with his mother, near a _____. ()
A) city B) valley C) canal
- Malli asked his mother to give him ten rupees to _____. ()
A) donate B) buy an ice cream C) buy a toy
- The son said to his mother, "I hate you". Because _____. ()
A) she did not allow him to the valley.
B) she did not give him money to buy an ice cream.
C) he asked him to shout, "I love you".
- In the end, the boy heard the echo saying _____. ()
A) "I hate you". B) "I shout you". C) "I love you".
- _____ taught a lesson to the boy. ()
A) The mother B) The hill C) The valley


II. Your teacher will dictate some words. Write them below. డిక్టేషన్.



Poor



Fair



Average



Good



Excellent

Signature of the Teacher



I. Circle the odd one out. వేరుగా ఉన్న దానిని circle చేయండి.

love	like	hate
valley	school	hills
happy	joy	angry
house	home	playground
good	fine	bad



II. Match the following words with their opposite words. Opposite words తో జతపరచండి.

happy	brave
little	old
new	hate
love	big
afraid	sad



III. Fill in the blanks with suitable words given in brackets. సరైన పదంతో పూరించండి.

- 1) The rose is a _____ (ugly / beautiful) flower.
- 2) Coconut tree is _____ (tall / short)
- 3) He is _____ (happy / unhappy) because his mother did not let him play with his friends.
- 4) Mothers _____ (love / hate) children.
- 5) Waking up early in the morning is a _____ habit. (bad / good)





I. Fill in the blanks with suitable verb forms. సరైన verbsతో ఖాళీలను పూరించండి.

1. She _____ to school on foot yesterday. ()
(a) walk (b) walked (c) walking
2. Mounika _____ her project work ten minutes ago. ()
(a) complete (b) completing (c) completed
3. His father _____ this house last year. ()
(a) buy (b) brought (c) bought
4. My mother _____ biryani last Sunday. ()
(a) cook (b) cooking (c) cooked
5. Sindhu _____ her clothes yesterday in the evening. ()
(a) washed (b) washing (c) wash

II. Underline the past tense verbs in the following.

Past tense verbs ని underline చేయండి.


1. He asked his mother to give him ten rupees.
2. They played under the tree.
3. My friend decided to go to the park.
4. Our D.E.O. visited our school.
5. Yesterday we walked in the garden.



Poor



Fair



Average



Good



Excellent

Signature of the Teacher



I. Complete the following conversation by using the clues given in the box.

Clues సహాయంతో conversation ను పూర్తిచేయండి.

vegetables, money, tomatoes, welcome, how much

Vegetable seller : What would you like to have, sir?

Customer : Show me some _____.

Vegetable seller : Here, they are.

Customer : _____.

Vegetable seller : Twenty rupees per kilo, please.


Customer : Give me one kilo of tomatoes.

Vegetable seller : Ok, here are the _____.

Customer : Here is the _____.

Vegetable seller : Thank you, visit again.

Customer : It's ok.



II. Introduce your friend to your father using the following hints.

Hints సహాయంతో మీ friend ని పరిచయం చేయండి.

Raju, 3rd Class, a farmer, cricket, friend.

Dad! This is my _____.

His name is _____.

He is studying in _____.

His father is _____.

Every Sunday we play _____ in our school ground.



READING COMPREHENSION:

I. Read the following story. Passage ను చదివి కింది వాటికి జవాబులు ఇవ్వండి.

Chinnari is a four-year-old girl. She packed a gift for her father to present on his birthday. She wrapped it with a nicely decorated golden colour paper. She placed the box under her father's pillow the night before. Early morning, she was eagerly waiting for the response from her father. When her father opened the gift, he found nothing in it. He called Chinnari and shouted at her. "Don't you know that when you give a gift to someone, you need to keep something inside it? You have wasted a golden wrapper!"

Chinnari looked at him with tears in her eyes and said, "Daddy, it is not empty, I blew my kisses into that box before packing, daddy".

The father was surprised and ashamed of his act. He felt sorry and hugged her.

Now, answer the following questions.


1. Why did the girl want to give a gift to her father?

2. How did she pack the gift?

3. What did her father find in the box?

4. What did the child pack in the gift box?

5. What did her father do finally?



Signature of the Teacher

Read the lesson and answer the following questions?

1. Where was Malli's house?

.....

.....

.....

2. How was the valley?

.....

.....

.....

3. On what day was the village fair held?

.....

.....

.....

4. What did Malli ask his mother?

.....

.....

.....

5. Why was Malli angry with his mother?

.....

.....

.....

6. What was he afraid of?

.....

.....

.....

7. Have you ever been afraid of anything? Why?

.....

.....



6.

Do Good and Reap Good
For All Classes New Text Books Open Below Link
<https://bit.ly/all-classes-new-text-books>

<https://bit.ly/all-classes-new-text-books>

<https://bit.ly/all-classes-new-text-books>

The image shows a blank sheet of white paper with horizontal blue ruling lines. A single vertical red margin line runs down the left side of the page. The paper is otherwise empty of any text or markings.

6.

Do Good and Reap Good
For All Classes New Text Books Open Below Link
<https://bit.ly/all-classes-new-text-books>

<https://bit.ly/all-classes-new-text-books>

<https://bit.ly/all-classes-new-text-books>

The image shows a blank sheet of white paper with horizontal blue ruling lines. A single vertical red margin line is positioned on the left side of the page. The paper appears to be a standard notebook or worksheet template.

6.

Do Good and Reap Good
For All Classes New Text Books Open Below Link
<https://bit.ly/all-classes-new-text-books>

<https://bit.ly/all-classes-new-text-books>

<https://bit.ly/all-classes-new-text-books>

The image shows a blank sheet of white paper with horizontal blue ruling lines. A single vertical red margin line is positioned on the left side of the page. The paper appears to be a standard notebook or worksheet template.

6.

Do Good and Reap Good
For All Classes New Text Books Open Below Link
<https://bit.ly/all-classes-new-text-books>

<https://bit.ly/all-classes-new-text-books>

<https://bit.ly/all-classes-new-text-books>

The image shows a blank sheet of white paper with horizontal blue ruling lines. A single vertical red margin line runs down the left side of the page. The paper is otherwise empty of any text or markings.

Check Point - 3

Lessons - V , VI

Date

READING COMPREHENSION:

I. Read the following paragraph. Fill in the blanks.

One day a peacock met a crane and said, "So sorry for you. You have so dull feathers. Look at the fine colours of my feathers." The crane replied, "Well, your feathers are brighter than mine. I can fly high up into the sky, but you can't do this." Peacock shut his mouth and went away.

1. One day a peacock met a _____. (cat/crane)
2. The _____ (peacock/crane) has colourful feathers.
3. The crane has dull _____. (wings/feathers)
4. The _____ (crane/peacock) can fly high up into the sky.
5. The peacock shut his _____ (ears/mouth) and went away.

II. Circle the odd one out.

love	like	hate
valley	school	hills
happy	joy	angry
house	home	playground
good	fine	bad



Signature of the Teacher

III. Write the simple past form of the following regular verbs. One is done for you.

open	opened
plant	
visit	
want	
clean	
wash	

Now write your own sentences by using the simple past form.



- I. Read the first paragraph from your lesson and identify the four letter words and write them in the spaces given below.

1వ paragraph ను చదివి four letter words ను గుర్తించి రాయండి.

‘Once there was..... they said.’

e.g. work

_____	_____
_____	_____
_____	_____
_____	_____

- II. Write meaningful sentences from the following table. One is done for you.

పట్టికను అనుసరించి సరైన sentences రాయండి.

Let's	sing and dance.
	play cricket.
	make kites.
	make paper boats.
	go to the movie.
	draw the picture.

e.g. Let's sing and dance.


- III. Write the missing letters to make the following words meaningful. పూరించండి.

g r _ s _ h o p _ e r

b _ s y

g _ t h e r i _ g


s e _ s _ n



Poor



Fair



Average



Good



Excellent

Signature of the Teacher

I. Read the second paragraph from your lesson and identify the four letter words and write them in the spaces given below.

2వ paragraph ను చదివి four letter words ను గుర్తించి రాయండి.

'The ants advised sing and dance.'

e.g. same

II. Match the following with the same word. One has been done for you. జతపరచండి.

food	season
rainy	work
laughed	gather
gather	rainy
season	laughed
work	food



III. Write the missing letters in the following words. పూరించండి.


e a _ l y

l i s t _ n

a d v _ s e d

f o _ d

l a _ g h



7.

The Lazy Grasshopper
For All Classes New Text Books Open Below Link
<https://bit.ly/all-classes-new-text-books>

Worksheet 7.3

Date

I. Read the paragraphs from your lesson and identify the five letter words and write them in the spaces given below.

3 నుండి 6 వరకు paragraphs ను చదివి five letter words ను గుర్తించి రాయండి.

'Then the grasshopper rainy season'.

e.g. asked

_____	_____
_____	_____
_____	_____

II. Write the missing letters in the following words and rewrite the words.

పూరించి రాయండి.

s q _ _ i r _ _ e l s	_____
f o _ _ l _ _ s h	_____
e _ _ r l _ _	_____
a s k _ _ d	_____
d _ _ n c _ _	_____




III. Study the given table and write sentences. One is done for you.

పట్టిక ఆధారంగా sentences రాయండి.

He	called	the squirrels.
		the students.
		his mother.
		his friends.
		his neighbours.
		the parrots.

e.g. He called the squirrels.



Signature of the Teacher

107

I. Read the 7th paragraph from your lesson and identify the six letter words and write them in the space given below.

7వ paragraph ను చదివి six letter words ను గుర్తించి రాయండి.

'Days passed by..... working hard'

e.g. passed


II. Match the following with the same word. One is done for you. జతపరచండి.

mistake	meal
squirrel	friend
meal	mistake
friend	squirrel

III. Study the given table and write sentences. One is done for you.

పట్టిక ఆధారంగా sentences రాయండి.

Will you give me	some nuts to eat?
	some water to drink?
	some milk to drink?
	your English textbook?
	your pencil?



e.g. Will you give me some nuts to eat?

READING COMPREHENSION:

I. Read the following paragraph. Passage ను చదివి క్రింది వాటికి జవాబులు ఇవ్వండి.

Days passed by and the rainy season started. The grasshopper could not find any food. He went to the ants and said, “Hi! Friends! You are enjoying a meal. Shall I join you?” “Sorry dear,” said the ants. Then he went to the squirrels. They were also having their meal. “Hello! Friends! Will you give me some nuts to eat?” asked the grasshopper.

Now answer the following questions

Which season has started?

Could the grasshopper find any food?

Who were enjoying their meal?

Who did the grasshopper meet at first?

What did the grasshopper ask the squirrels for?


II. Your teacher will dictate some words. Write them below. దిక్టేషన్.



Poor



Fair



Average



Good



Excellent

Signature of the Teacher

7.

The Lazy Grasshopper
For All Classes New Text Books Open Below Link
<https://bit.ly/all-classes-new-text-books>

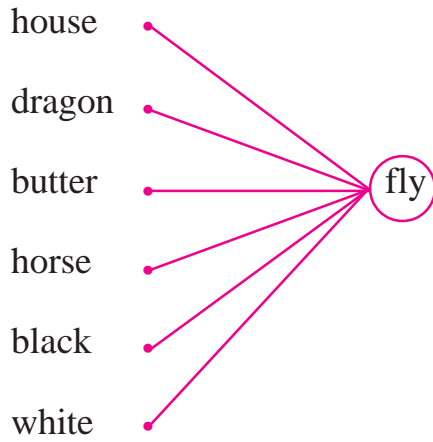
Worksheet 7.6

Date



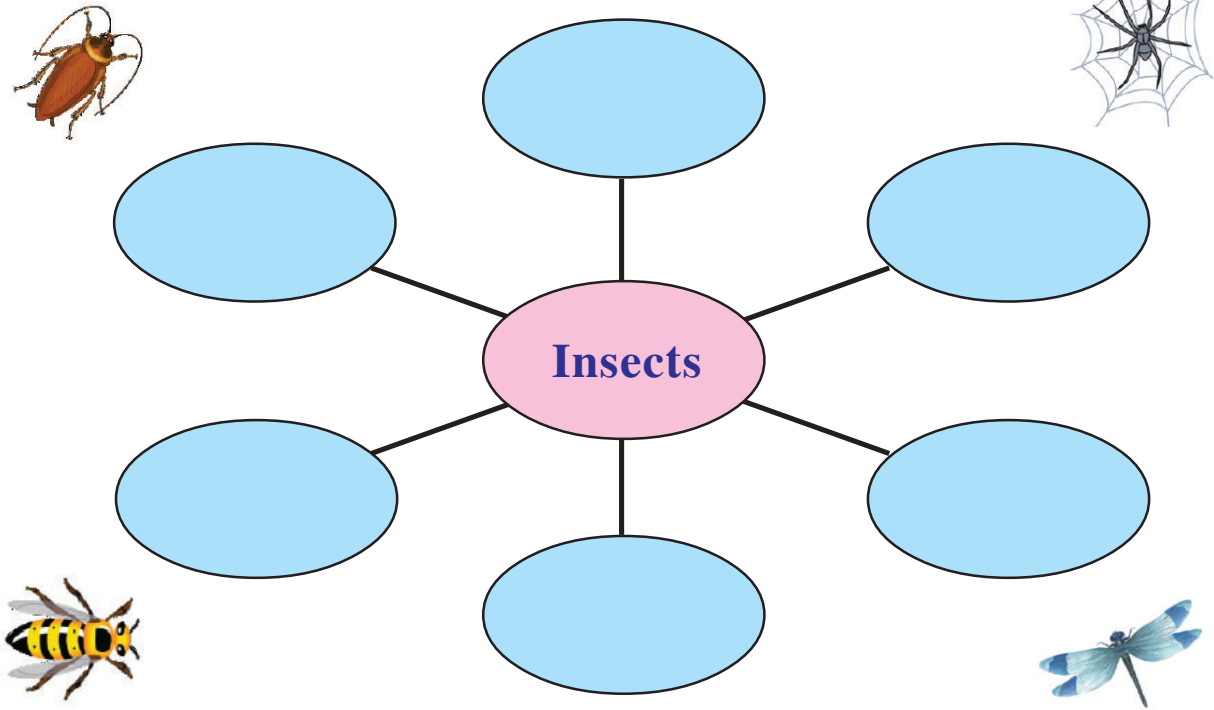
I. Complete the following: One has been done for you.

కింది పదాలకు 'fly' add చేసి new words రాయండి.



e.g. housefly

II. Fill the circles with the names of insects. కొన్ని Insects పేర్లు రాయండి.



110



Poor



Fair



Average



Good



Excellent

Signature of the Teacher

I. Read the following sentences and circle the words showing completed actions. One is done for you. Completed actions స circle చేయండి.

e.g. I finished my breakfast.

1. They played cricket last week.
2. She watered the plants yesterday.
3. The boy completed his home work this morning.
4. The ants collected the seeds from the field.

II. Read the following sentences taken from the story 'The Lazy Grasshopper'. The sentences refer to completed actions.

- The grasshopper met some squirrels.
- The ants advised the grasshopper also to do the same.

Now pick out five such sentences from the story and write them here.

Story లోని completed actions కలిగిన sentences గుర్తించి రాయండి.

- 1) _____
- 2) _____
- 3) _____

III. Study the given table and write sentences. One is done for you.

పట్టిక ఆధారంగా sentences రాయండి.

I		
We	play	cricket
They	played	
You		


e.g. I play cricket.



Poor



Fair



Average



Good



Excellent

Signature of the Teacher



I. Read the following sentence. Rewrite it using full stop, question mark, capitalization.

సరైన చోట punctuation marks (.), (?), capital letters అను ఉంచి తిరిగి రాయండి.

“hello! Friends! Will you give me some nuts to eat” asked the grasshopper

II. Choose the right words given in the box and complete the conversation.

Hints సహాయంతో Conversation ను పూర్తిచేయండి.

How, rainy, Fine, Hi, rainy

Grasshopper : Hello! Ants.

Ants : _____ grasshopper!

Grasshopper : _____ are you?

Ants : Fine. What about you?

Grasshopper : I am also _____. Shall we play?

Ants : Sorry. We are gathering food for _____ season.



Here is an insect. Colour it. Fill in the blanks with suitable words.


1) This is a _____ (butterfly/an ant)

2) It has colourful _____ (legs/wings)

3) It is a beautiful _____ (bird/insect)

4) It _____ (can fly/can't fly) in the air.

5) It drinks nectar from the _____ (flowers/fruits)



READING COMPREHENSION:

I. Read the following paragraph.

Once, there was a grasshopper. He was not interested to do any work. He always liked to sing and dance. One day, he met some ants. The ants were going in a line. "Come on ants, let's sing and dance", he said to the ants. "Sorry grasshopper, we are busy. We are gathering food for the coming rainy season", they said.

Choose the right answer and fill in the blanks.

- Once there was a _____. ()
(A) butterfly (B) bee (C) grasshopper
- The grasshopper was _____ to do any work. ()
(A) interested (B) very much interested (C) not interested
- The grasshopper always liked to _____. ()
(A) sing and dance (B) hard work (C) complete the work in time.
- One day the grasshopper met some _____. ()
(A) butterflies (B) parrots (C) ants


II. Your teacher will dictate some words. Write them below. దిక్టేషన్.



Poor



Fair



Average



Good



Excellent

Signature of the Teacher

Read the lesson and answer the following questions?

1. What did the grasshopper like to do?

.....

.....

.....

2. What did the grasshopper ask the ants?

.....

.....

.....

3. What did the ants suggest the grasshopper?

.....

.....

.....

4. Why did the grasshopper laugh at the squirrels?

.....

.....

.....

5. What happened to the grasshopper in the rainy season?

.....

.....

.....

6. Do you like the ants or the grasshopper in the story? Why?

.....


.....

.....

.....

.....

.....



7.

The Lazy Grasshopper

For All Classes New Text Books Open Below Link
<https://bit.ly/all-classes-new-text-books>

[illegible]

7.

The Lazy Grasshopper

For All Classes New Text Books Open Below Link
<https://bit.ly/all-classes-new-text-books>

<https://bit.ly/all-classes-new-text-books>

This image shows a blank sheet of white paper with horizontal blue ruling lines. A single vertical red line runs down the left side of the page, creating a margin. The paper appears to be from a notebook or a standard writing template.

7.

The Lazy Grasshopper

The Lazy Grasshopper
For All Classes New Text Books Open Below Link
<https://bit.ly/all-classes-new-text-books>

[illegible]

7.

The Lazy Grasshopper

For All Classes New Text Books Open Below Link
<https://bit.ly/all-classes-new-text-books>

<https://bit.ly/all-classes-new-text-books>

The image shows a blank sheet of white paper with horizontal blue ruling lines. A single vertical red margin line is positioned on the left side of the page. The paper appears to be a standard notebook or ledger page.

8.

For All Classes New Text Books Open Below Link
<https://bit.ly/all-classes-new-text-books>

Worksheet 8.1

Date

I. Read the first paragraph from your lesson and identify the four letter words and write them in the space given below.

1వ paragraph ను చదివి four letter words ను గుర్తించి రాయండి.

'King Sibi was Take care of you'

e.g. king

II. Make meaningful sentences from the following table. One has been done for you.

పట్టిక ఆధారంగా sentences రాయండి.

Don't	be	afraid.
		angry.
		lazy.
		upset.
		timid.
		crazy.

e.g. Don't be afraid.

III. Write the missing letters in the following words. పూరించండి.

k _ n g

r u l _ r

g e n e r o _ s

d _ v e


e _ g l e



Poor



Fair



Average



Good



Excellent

Signature of the Teacher

119

Read the paragraph mentioned below from your lesson.

2, 3 paragraph ను చదవండి.

'Just then choose to eat.'


I. Match the following with the same word. One is done for you. జతపరచండి.

choose	eagle
dove	prey
prey	king
king	dove
eagle	choose



II. Write the missing letters and rewrite the words. పూరించి రాయండి.

e _ _ g l e	_____
d o v _ _	_____
r e p l _ _ e d	_____
p r _ _ v i d e	_____
c h o _ _ s e	_____



III. Identify the words that start with the following letters and write them in the blanks. One is done for you. క్రింది ఇవ్వబడిన letters తో 2, 3 paragraph లను సూచి words రాయండి.

j	→	just	_____
e	→	_____	_____
r	→	_____	_____
s	→	_____	_____
p	→	_____	_____



8.

King Sibi and the Dove
For All Classes New Text Books Open Below Link
<https://bit.ly/all-classes-new-text-books>

Worksheet 8.3

Date

I. Read the 4th paragraph from your lesson and identify the six letter words and write them in the given space.

4వ paragraph ను చదివి six letter words ను గుర్తించి రాయండి.

'Very well.....dove's side only.'

e.g. choose

II. Write the missing letters and rewrite the words. పూరించండి.

w e _ g h t

b r _ n g

o r d e r _ d

s c _ l e

f l _ s h



III. Match the following with the same word. One is done for you. జతపరచండి.

flesh — scale

portion — flesh

body — equal

scale — portion


equal — body



Poor



Fair



Average



Good



Excellent

Signature of the Teacher

121

I. Read the given 5th passage from your lesson.

5వ paragraph ను చదవండి.

'Finally for ever.'

Make meaningful sentences from the following table. One is done for you.

పట్టికను అనుసరించి సరైన sentences రాయండి.

He himself		in the scale.
She herself		on the bench.
We ourselves	sat	on the table.
They themselves		in the chair.
I my self		on the stool.



e.g. He himself sat in the scale.

II. Identify and write the words which start with the following letters.

క్రింది ఇవ్వబడిన letters తో చివరి paragraph నుంచి words రాయండి.

f → _____

a → _____

s → _____

c → _____

III. Write the missing letters in the following words and rewrite them in the blanks.

పూరించి రాయండి.

f _ _ n a l l y

s u d d _ _ n l y

c h a r _ _ t y

b e f _ _ r e



READING COMPREHENSION:

I. Read the paragraph. Write True (T) or False (F) for the following sentences.

Passage ను చదివి క్రింది 'True' / 'False' రాయండి.

King Sibi was a very kind and generous ruler. Once when king was in court a dove flew and sat on his lap. An eagle was chasing it. Dove asked the king to protect it. The king gave his word to save it. When eagle asked for its prey the king agreed to give a portion of his body in the place of dove.

Write True (T) or False (F) for the following sentences.

The name of the king was Sibi. ()

One day a crow flew and sat on the king's lap. ()

An eagle chased the king. ()

King sibi was a cruel ruler. ()

Eagle chose flesh from King's body. ()


II. Your teacher will dictate some words. Write them below. డిక్టేషన్.



Poor



Fair



Average



Good



Excellent

Signature of the Teacher

8.

For All Classes New Text Books Open Below Link
<https://bit.ly/all-classes-new-text-books>

Worksheet 8.6

Date



I. Write at least 3 nouns, 3 verbs, 3 prepositions and 3 adjectives from the above story.

Story లోంచి nouns, verbs, prepositions and adjectives మూడు చొప్పున table లో రాయండి.

S.No	Nouns	Verbs	Prepositions	Adjectives
1				
2				
3				

II. Fill the blanks with suitable letters. పూరించండి.

1. k _ _ d

6. fina _ _ y

2. e _ g _ e

7. ch _ _ se

3. pr _ y

8. sca _ e

4. fl _ sh

9. w _ _ ght

5. b _ l _ nce

10. gr _ _ tness



III. Play the word building game. Look at the example. Begin a new word with the last letter of the word before. అంత్యాక్షర పదాలు రాయండి.

e.g. King → generous




124



Poor



Fair



Average



Good



Excellent

Signature of the Teacher



I. Fill the blanks with suitable prepositions given in the brackets.

సరైన prepositions ను ఎంచి ఖాళీలను పూరించండి.

- The leader stands _____ the line in the morning assembly.
(in front of / under / on)
- The number 9 comes _____ the number 10 on the number line.
(between / before / after)
- There are three letters _____ the letters 'l' and 'p' in the alphabet.
(before / after /between)
- December comes _____ November. (before / after / between)
- Sunday comes _____ Saturday and Monday. (before / after / between)

II. This is Sailu's classroom. She is describing her classroom. Find and fill in the blanks with the prepositions given in the box. Prepositions తో ఖాళీలను పూరించండి.

In, on, in front of, behind, beside


This is my classroom.

There is a map _____ the wall.

My teacher is sitting _____ us.

My friend is sitting _____ me.

There are nine pupils _____ our classroom.



Signature of the Teacher



I. Develop the conversation between Asma and her teacher with the help of words given. Hints సహాయంతో conversation ను పూర్తిచేయండి.

helped, late, come in, blindman, cross the road

Asma : May I _____ ?

Teacher : Yes, why are you _____ .

Asma : While coming to school I saw a _____ who
wanted to _____ .

Teacher : Then, what did you do?

Asma : I _____ him to cross the road.

Teacher : Very good !

Asma : Thank you, Teacher.

II. Write a story from the outlines given below and give it a suitable title.

Outlines సహాయంతో storyను రాయండి. Title పెట్టండి.

Some boys playing by a river side a boy falls into the river Boys
helpless None of them knew to swim a villager comes to the boy's
help saves the drowning boy- Boys thanked the villager

8.

For All Classes New Text Books Open Below Link
<https://bit.ly/all-classes-new-text-books>

Worksheet 8.9

Date



I. Rewrite the paragraph given below using necessary capital letters and full stops.

సరైన capital letters full stops(.) ఉంచి paragraph ను తిరిగి రాయండి.


Abu ali bought nine donkeys he sat on a donkey others followed him he stopped to count the donkeys he could find only eight of them his friend musa helped him to find the missing donkey abu was sitting on it

II. Colour the parrot and write 5 sentences on it with the clues given.

(imitate, fresh, green colour, red beak, parrot)

Parrot ను colour చేసి clues సహాయంతో parrot గురించి రాయండి.

1. This is a _____.
2. It is _____ in colour.
3. It has _____.
4. It eats _____.
5. It can _____ human words.




III. Dictation. డిక్టేషన్.



Poor



Fair



Average



Good



Excellent

Signature of the Teacher

127

READING COMPREHENSION:

I. Read the following paragraph. Passage ను చదివి క్రింది ప్రశ్నలకు జవాబులు రాయండి.

Dev was a poor slave. One day he ran away from this cruel master. He hid himself in a cave. There was a lion in the cave. he had a big thorn in his paw. It gave him a lot of pain. Dev pulled the thorn out. The lion licked his hands to thank him.

- Where did Dev hide himself?

- Why did the lion lick his hands?

- What would you do if someone had helped you?

- Why did Dev run away from his master?

- What did the Dev pull from the lion's paw?

II. Your teacher will dictate some words. Write them below. డిక్టేషన్.



Read the lesson and answer the following questions?

1. What is the name of the king?

.....

.....

.....

2. What is king Sibi known for?

.....

.....

.....

3. Who chased the dove?

.....

.....

.....

4. What did king Sibi do finally?

.....

.....

.....

5. “That dove is my prey”, who said these words?

.....

.....

.....

.....

.....

.....

.....

.....

.....

.....



Signature of the Teacher

8.

King Sibi and the Dove
For All Classes New Text Books Open Below Link
<https://bit.ly/all-classes-new-text-books>

For All Classes New Text Books Open Below Link
<https://bit.ly/all-classes-new-text-books>

<https://bit.ly/all-classes-new-text-books>

The image shows a full page of white paper with horizontal blue ruling lines. A single vertical red line runs down the left side, creating a margin. The lines are evenly spaced and extend across the width of the page.

8.

King Sibi and the Dove

For All Classes New Text Books Open Below Link
<https://bit.ly/all-classes-new-text-books>

<https://bit.ly/all-classes-new-text-books>

The image shows a blank sheet of white paper with horizontal blue ruling lines. A single vertical red margin line runs down the left side of the page. The paper is otherwise empty of any text or markings.

8.

King Sibi and the Dove
For All Classes New Text Books Open Below Link
<https://bit.ly/all-classes-new-text-books>

For All Classes New Text Books Open Below Link
<https://bit.ly/all-classes-new-text-books>

<https://bit.ly/all-classes-new-text-books>

The image shows a single page of white paper with horizontal blue ruling lines. A vertical red margin line is positioned on the left side, creating a narrow left margin. The paper is otherwise blank, with no text or other markings.

8.

King Sibi and the Dove
For All Classes New Text Books Open Below Link
<https://bit.ly/all-classes-new-text-books>

For All Classes New Text Books Open Below Link
<https://bit.ly/all-classes-new-text-books>

[illegible]

Check Point - 4

Lessons - VII, VIII

Date

READING COMPREHENSION:

I. Read the following paragraph.

Days passed by and the rainy season started. The grasshopper could not find any food. He went to the ants and said, "Hi! Friends! You are enjoying a meal. Shall I join you?" "Sorry dear," said the ants. Then he went to the squirrels. They were also having their meal. "Hello! Friends! Will you give me some nuts to eat?" asked the grasshopper.

Now answer the following questions

1. Which season has started?

2. Could the grasshopper find any food?

3. Who were enjoying their meal?

4. Who did the grasshopper meet at first?

5. What did the grasshopper ask the squirrels for?

II. Play the word building game. Look at the example. Begin a new word with the last letter of the word before.

e.g. King → generous → _____



**III. Read the following sentences and circle the words showing completed actions.
One is done for you.**

I finished my breakfast.

1. They played cricket last week.
2. She watered the plants yesterday.
3. The boy completed his home work this morning.
4. The ants collected the seeds from the field.
5. The Indian cricket team defeated the Australians by 37 runs.

IV. This is Sailu's classroom. She is describing her classroom.

This is my classroom

There is a map on the wall.


My teacher is sitting in front of us.

My friend is sitting beside me.

There are nine pupils in our classroom.



Write about your class.



Poor



Fair



Average



Good



Excellent

Signature of the Teacher