

BLOSSOMS - 3

(ENGLISH)



WORK - BOOK ANSWERS



INDEX

Unit - 1	Tenali Rama and The Thieves ...	152 - 158
Unit - 2	The Recipe Book ...	159 - 163
Unit - 3	The Loyal Mongoose ...	164 - 167
Unit - 4	Help Me ... Please ! ...	168 - 172
Unit - 5	The Good Samaritan ...	173 - 176
Unit - 6	Do Good And Reap Good ...	177 - 180
Unit - 7	The Lazy Grasshopper ...	181 - 184
Unit - 8	King Sibi And The Dove ...	185 - 189

Unit 1

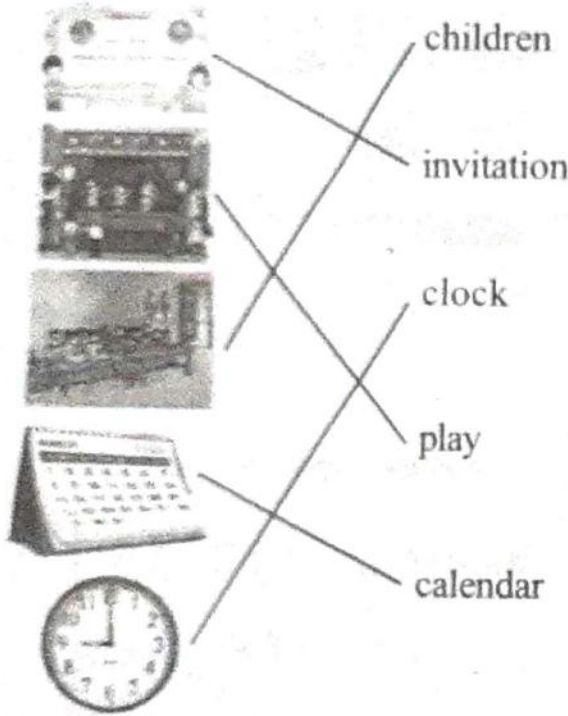
TENALI RAMA AND THE THIEVES

WORK SHEET - 1.1

- I** Match the pictures in column A with the words in column B.
జతపరచండి.

A

B



- II** Write the missing letters in the following words. పూరించండి.

I n v i t a t i o n

I n v i t a t i o n

I n v i t a t i o n

I n v i t a t i o n

I n v i t a t i o n

WORK SHEET - 1.2

- I** Read the first and second paragraphs on page no. 2, identify the three letter words and write them in the spaces given below.
1, 2 paragraphs ను చదివి three letter words ను రాయండి.

(Tenali Ramakrishna got an idea)

was the
for had
his one
wit saw
and two

- II** Write the missing letters in the following words. పూరించండి.

f a m o u s

h u m o u r

i d e a

h u g e

g a r d e n

- III** Fill in the blanks with missing letters. పదాన్ని చదివి పూరించండి.

K i n g d o m

K i n g d o m

K i n g d o m

K i n g d o m

K i n g d o m

K i n g d o m

WORK SHEET - 1.3

- I** Read the first and second paragraph, identify the four letter words and write them in the space given below. 1, 2 paragraphs ను చదివి four letter words ను రాయండి.

very draw near
poet from idea
king deep Rama
huge well


- II** Read the words and identify the vowels in the words and write them in the given space. పదాలు చదివి, అందలి అచ్చులు గుర్తించి ఖాళీలలో రాయండి.

1. e a i a a
 2. i i a e a a
 3. i a a a a a
 4. i e e

- II** Find the given words in the worm. Circle the words.

ఇచ్చిన పదాలను word worm లో గుర్తించి circle చేయండి.

city well safe box drop wife



- III** Write the given words in alphabetical order.

Alphabetical order లో words ను రాయండి.

box gang keep
loudly shouted well

- III** Read the words and identify the consonants in the words and write them in the given space.

పదాలు చదివి, అందలి హల్లులను గుర్తించి ఖాళీలలో రాయండి.

1. m n g
 2. c r t
 3. h s 4. d
 5. h m r

WORK SHEET - 1.4

- I** Read the third paragraph, identify the one letter, two letter and three letter words and write them in the space given below. 3rd paragraph ను చదివి one letter, two letter and three letter words ను రాయండి.

I he his
a to the
we of all
in so our

WORK SHEET - 1.5

- I** Read the third paragraph on page no. 2, identify the four letter words and write them in the spaces given below.

3వ paragraph ను చదివి four letter words ను రాయండి.

e.g. went have
into city
wife will
that keep
gang this

- II** Match the following with the same word. One is done for you. జతపరచండి.

house — Tenali Rama
 loudly — house
 thieves — Sarada
 valuable — loudly
 Sarada — thieves
 Tenali Rama — valuable

- III** Read the paragraph mentioned above, identify the words start with 'w' and 'h' and copy them here.

3వ paragraph ను చదివి 'w' and 'h' words ను రాయండి.

e.g. went house wife
heard have well

WORK SHEET - 1.6

- I** Read the fourth and fifth paragraphs, identify the three letter and four letter words and write them in the space given below.

4, 5వ paragraph ను చదివి one letter, two letter and three letter words ను రాయండి.

1-letter words 2-letter words 3-letter words

..... to put
 it box
 his
 got
 see

- II** Read fourth and fifth paragraph and arrange the words in order to frame the correct sentences. 4, 5వ paragraph ను చదివి words ను సరైన క్రమంలో ఉంచి sentences రాయండి.

1. Tenali Rama and his wife packed the box with stones.
2. After sometime, the thieves rushed to the well

WORK SHEET - 1.7

- I** Read the fourth and fifth paragraphs on page no. 3, identify the five letter words and write them in the spaces given below.

4, 5వ paragraph ను చదివి five letter words ను రాయండి.

e.g. heard happy heavy
great house slept

- II** Study the given table and write five sentences. One is done for you.

పట్టిక ఆధారంగా sentences రాయండి.

The police heard the conversation.

The judge heard the conversation.

The headmaster heard the conversation.

The children heard the conversation.

III Write the missing letters in the following words. పూరించండి.

thieves wife
difficulty couple
treasure heard

WORK SHEET - 1.8

I Read the last paragraph, identify the 5 letter words and write them in the space given below. చివరి paragraph ను చదివి five letter words ను రాయండి.

angry there
fools
thank
night
king's

II Arrange the given words in alphabetical order.

Alphabetical order లో words ను రాయండి.

angry friends king
make night plants
reward stones

III Write the missing letters from the following words. Missing letters పూరించండి.

understand
plan
scared

reward
angry
friends

WORK SHEET - 1.9

I Read the sixth paragraph on page no. 3, identify the words that start with 'S' and underline them. One is done for you.

6వ paragraph ను చదివి 'S' తో start అయ్యే words ను underline చేయండి.

extremely thieves
shocked see
make rendered
some services
fools scared

II Match the following words with the same word. One is done for you. జతపరచండి.

extremely fools
fools shocked
shocked extremely
services scared
scared services

III Study the table and write five sentences. One is done for you. పట్టికను అనుసరించి పదైద సentences రాయండి.

They got a prize.

They took a pencil.

They got a bag.

They took a pen.

WORK SHEET - 1.10

- I** Match the following and write the sentences in the space given below.

జతపరచి వాక్యాలను కింద రాయండి.

(A)

(B)

Tenali Rama was Two thieves were Tenali Rama had a Tenali Rama and his wife The thieves rushed

a huge mango garden. to the well. hiding behind the brush. a court jester. dropped the box into the well.

Two thieves were hiding behind the bush.

Tenali Rama had a huge mango garden.

Tenali Rama and his wife dropped the box into the well.

The thieves rushed to the well.

- II** Circle the given words in the following sentences. ఇచ్చిన పదాలను గుర్తించి circle చేయండి.

Tenali Rama went into his house

He shouted loudly to his wife Sarada

I heard that a gang of thieves have entered the city

So we will keep all our valuable things in this box and drop it into the well

WORK SHEET - 1.11

- I** Write as many words as possible using the letters of the given word. One is done for you. కింది పదంలో ఉన్న letters తో వీలైనన్ని కొత్త పదాలు రాయండి.

Cat net rose

Rat nation nose

- II** Write the plural forms of the given words. Plurals రాయండి.

1. trees 2. things

3. friends 4. plants

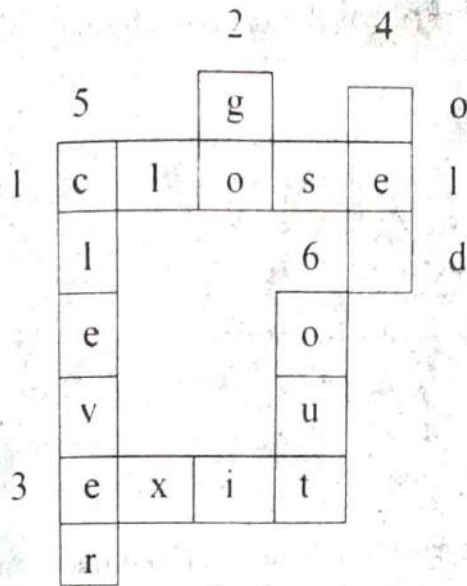
- III** Find and circle the words in the given puzzle box.

కింద words ని puzzle box లో గుర్తించి circle చేయండి.

j	a	c	k	f	r	u	i	t
s	b	r	i	n	j	a	l	p
p	l	t	o	m	a	t	o	b
a	k	n	v	a	s	x	g	l
r	y	d	e	n	m	k	s	i
r	t	p	q	g	i	n	z	l
o	c	o	c	o	n	u	t	y
w	l	r	o	s	e	p	n	c
o	p	a	r	r	o	t	n	g

WORK SHEET - 1.12

- I** Fill the puzzle with the opposite words using the given clues. clues సహాయంతో opposite words తో puzzle పూర్తి చేయండి.



II Circle the Odd one in the given set of words. వేరుగా ఉన్న దాన్ని గుర్తించి circle చేయండి.

boy Raju old man church
 school car garden park
 table bag Sameera bicycle
 rose Saritha woman girl
 mango chocolate Tajmahal biscuit

WORK SHEET - 1.13

I Look at the picture and fill in the blanks with suitable nouns.

Pictures చూసి పైన నouns తో ఖాళీలను పూరించండి.

1. bouquet
2. biscuit
3. parrot
4. chocolates
5. dog

II Observe the picture and write any five nouns. Picture ను చూసి ఏదైనా 5 nouns రాయండి.

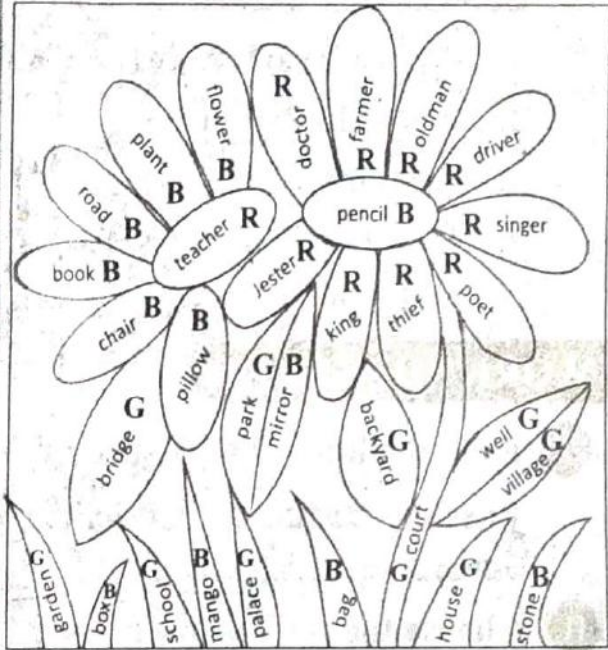
Balloons
 Teddy Bear
 Gun
 Ring
 Ball

III Colour the petals with the colour-clues given below.

R – Red colour

B – Blue

G – Green



WORK SHEET - 1.14

I Geethika Vivekananda Vijayawada

Dairymilk Ramayana

II teacher doctor girl

bag river

III Avinash

3rd class

Vijayawada

fruits

playing games and watching T.V.

WORK SHEET - 1.15

I Invitation

V.M.C Ele.S. S.N. Puram

Parents

Parents meeting

12-09-2020

2.00 p.m.

V.M.C. Ele.S. S.N.Puram H.M & Teachers

- II** Rewrite the following sentences using capital letters wherever necessary.

కేంది sentences కు capital letters చేర్చుతూ తిరిగి రాయండి.

1. Ramu went to Vijayawada.
2. Where dis Raju go ?
3. Today is Friday.
4. This is my new dress for Sankranthi.

WORK SHEET - 1.16

- I** Read the following passage.

Passage ను చదివి కేంది వాటికి జవాబులు ఇవ్వండి.

- II** Choose the right answer.

1. b
2. c
3. a

- III** Read the following passage.

Passage ను చదివి ఖాళీలను పూరించండి.

Now fill in the blanks.

1. beautiful garden

2. rose, jasmine, marigold and lotus.
3. mango, guava, papaya and banana
4. every day

- I** Read the lesson and answer the following questions.

1. Tenali Rama was a court poet in the court of king Sri Krishnadevaraya.
2. Tenali Rama saw two thieves hiding in the bushes.
3. They put stones in the old box.
4. They dropped the box into the well.
5. The thieves got the box by drawing water from the well throughout the night.
6. The thieves would have stolen all their valuables.



Unit 2

THE RECIPE BOOK

WORK SHEET - 2.1

- I** Read the first and second paragraphs on page no. 14, identify the three letter words and write them in the spaces given below.
1, 2 paragraphs ను చదివి three letter words ను రాయండి.

<u>man</u>	<u>got</u>
<u>who</u>	<u>big</u>
<u>one</u>	<u>ill</u>
<u>day</u>	<u>not</u>

- II** Write the missing letters in the following words. పూరించండి.

h _ o _ t _ e _ l
f _ o _ o _ d
d _ i _ n _ n _ e _ r
p _ a _ r _ t _ y
p _ e _ o _ p _ l _ e

- III** Match the following with the same word. One is done for you. జతపరచండి.

food	cook
dinner	hotel
hotel	food
people	bed
cook	people
bed	dinner

WORK SHEET - 2.2

- I** Read the 3rd to 6th paragraph, identify the three letter words and write them in the space given below.
3 నుండి 6 వరకు paragraph ను చదివి three/four letter words ను గుర్తించి రాయండి.

('Raju did not said the mixer')

<u>want</u>	<u>fell</u>
<u>lose</u>	<u>able</u>
<u>cook</u>	<u>food</u>
<u>book</u>	<u>help</u>
<u>said</u>	<u>come</u>

- II** Make meaningful sentences from the following table.
పట్టికను అనుసరించి సరైన sentence రాయండి.

He decided to cook.

He decided to eat.

He decided to go.

He decided to sing.

He decided to drink.

He decided to help.

- III** Supply the missing letters to make them meaningful words.
పూరించండి.

o p p o r t u n i t y
s u d d e n l y
f a i n t e d
f r i e n d s

WORK SHEET - 2.3

- I** Read the 7th to 11th paragraphs on page no. 15, identify the five letter words and write them in the space given below. 7 నుండి 11 వరకు paragraphs ను చదివి five letter words ను గుర్తించి రాయండి.

knife stove
slice hello
ready begin

- II** Match the following with the same word. One is done for you. జతపరచండి.

stove dishes
 knife recipe book
 recipe book knife
 friends dinner
 dinner stove
 dishes friends

- III** Write five meaningful sentences from the following table. One is done for you.

పట్టిక ఆధారంగా sentence రాయండి.

Let's begin cooking.

Let's begin reading.

Let's begin writing.

Let's begin playing.

Let's begin eating.

Let's begin jumping.

WORK SHEET - 2.4

- I** Read the 12th to 14th paragraphs on page no. 15, identify the five letter words and write them in the space given below.

12 నుండి 14 వరకు paragraphs ను చదివి five letter words ను గుర్తించి రాయండి.

after ready
hours mixer
party knife

- II** Supply the missing letters to complete the words. పదాన్ని చదివి పూరించండి.

k i t c h e n kitchen
 k i t c h e n
 k i t c h e n
 k i t c h e n
 k i t c h e n
 k i t c h e n

- III** Write five meaningful sentences from the following table. One is done for you.

పట్టిక ఆధారంగా sentence రాయండి.

He looked at the recipe book.

He looked at the board.

He looked at the bus.

He looked at the bicycle.

He looked at the sky.

WORK SHEET - 2.5

READING COMPREHENSION :

- I** Read the following passage.

Passage ను చదివి కింది వాటికి జవాబులు ఇవ్వండి.

- II** Choose the right answer.

1. C
2. A
3. B
4. A
5. B

WORK SHEET - 2.6

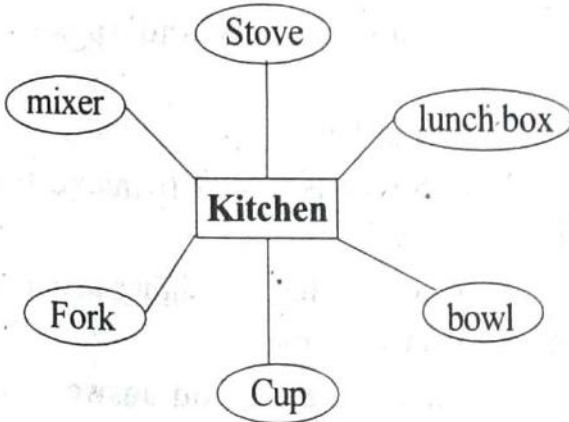
VOCABULARY

- I** Write as many words as possible using the letters of the given word. One is done for you. వీలైనన్ని పదాలను తయారుచేయండి.

UNFORTUNATELY

e.g. One Eat Aunt
Ant Tea Fortune
Rate Fat Fur
Fort Late Oral

- II** Fill in the boxes with the names of the things we use in the kitchen. One is done for you. Kitchen లో వాడే సామాగ్రిని రాయండి.



WORK SHEET - 2.7

- I** Write plural forms of the words given below. One is done for you. Plurals రాయండి.

e.g. sweet – sweets

- | | |
|---------------|-------------|
| 1. vegetables | 2. stoves |
| 3. friends | 4. cooks |
| 5. tables | 6. pots |
| 7. hotels | 8. boards |
| 9. slates | 10. schools |

- II** Identify the singular forms and circle them from the following words. One is done for you. Singular forms ను గుర్తించి circle చేయండి.

e.g. book vegetable
hotels flowers
pens egg
tree teacher
animals school

- III** Write singular form to the words given below. Singular రాయండి.

- | | |
|-----------|----------|
| 1. book | 2. bird |
| 3. colour | 4. boy |
| 5. girl | 6. stove |
| 7. room | 8. bag |
| 9. slate | 9. flag |

WORK SHEET - 2.8

GRAMMAR

- I** Identify the personal pronouns in the given sentences and circle them.

Personal pronouns ను గుర్తించి circle చేయండి.

- ① am Swetha.
① am a student of class three.
- Praveen is my brother.
① He likes me very much.
- Kamala is my friend.
① She comes to school daily.

- II** Read the following sentences, underline the personal pronouns and write them in the given space. Personal pronouns ను గుర్తించి underline చేసి కింద రాయండి.

I I It
She She He

WORK SHEET - 2.9

WRITING

- I Read the sentences given. Keep full stops wherever necessary and rewrite them.

క్రింది sentences లో సరైన చోట full stops (.) ఉంచి తిరిగి రాయండి.

Raju is a cook. He has a small hotel. Everybody liked food in his hotel. One day, he got a big order to cook dinner for a dinner party.

- II Raju got an order to cook for a big dinner party over a phone call. Develop the conversation between the customer and Raju with the help of the clues given below. Conversation ను పూర్తి చేయండి.

Customer : Is it

Raju : speaking

Customer : an order

Raju : can you

Customer : Sunday

Raju : how many plates

Customer : OK, thank you

- III Write five sentences by using the following table.

పట్టికను అనుసరించి సరైన sentence రాయండి.

1. May I use your pen ?
2. May I use your eraser ?
3. May I use your slate ?
4. May I use your book ?

- IV Your teacher will dictate some words. Write them below.

డిక్టేషన్.

Vegetables

dinner

friend

order

hotel

cook

tasty

knife

WORK SHEET - 2.10

READING COMPREHENSION

- I Read the paragraph. Passage ను చదివి క్రింది ప్రశ్నలకు జవాబులు రాయండి.

How to make tea ?

Answer the following questions.

1. It is about making tea.
2. We need a bowl, water, tea powder, milk and sugar to prepare tea.
3. Yes, I do.
4. Sugar is added to make tea sweet.
5. My mother and father take tea in my home.

Read the lesson and answer the following questions ?

1. Raju was the owner of the small hotel.
2. The people liked the food as it was very tasty.
3. Raju got a bulk order to cook dinner for a party.
4. The recipe book and his friends the pot, mixer, knife and the stove helped Raju to cook.
5. I help my parents by giving them the items they need in the kitchen.

CHECK POINT - 1

Lesson - 1, II

I Read the following passage.

Choose the right answer.

1. b 2. c
3. a 4. b

II Supply the missing letters to make them meaningful words.

o p p o r t u n i t y

s u d d e n l y

f a i n t e d

i m m e d i a t e l y

f r i e n d s

III Look at the picture and fill in the blanks with suitable nouns.

1. bouquet
2. biscuit
3. parrot
4. chocolates
5. dog

IV Read the given sentences. Keep full stops wherever necessary and rewrite them.

Raju is a cook. He has a small hotel. Everybody liked food in his hotel. One day, he got a big order to cook dinner for a dinner party.



Unit 3



THE LOYAL MONGOOSE

WORK SHEET - 3.1

- I** Read the first paragraph on page no. 28, identify the four letter words and write them in the spaces given below.

1వ paragraph ను చదివి four letter words ను రాయండి.

('Once there lived of the baby')

wife

some

born

work

baby

left

also

take

went

care

- II** Match the following with the same word. One is done for you. జతపరచండి.

farmer	house
wife	farmer
mongoose	baby
house	mongoose
baby	wife

- III** Make meaningful sentences from the following table.

పట్టిక ఆధారంగా sentence రాయండి.

The farmer went to field.

Latha went to school.

Gopi went to market.

Deepika went to town.

Hema went to house.

WORK SHEET - 3.2

- I** Read the second paragraph and identify the five letter words and write them in the space given below.

2వ paragraphs ను చదివి five letter words ను గుర్తించి రాయండి.

('Meanwhile a long snake and killed it')

snake

house

- II** Supply the missing letters to complete the following words. పూరించండి.

e n t e r e d

a t t a c k e d

k i l l e d

i m m e d i a t e l y

c r a w l i n g

- III** Pick our words from the circle and write them in the alphabetical order in the blanks. Alphabetical order లో words ను రాయండి.

attacked

cradle

entered

house

killed

III Supply the missing letters to make them meaningful words.
పూరించండి.

WORK SHEET - 3.3

Read the passage mentioned above from your lesson.

'When the farmer's wife The mongoose away'.

I Match the following with the same word. One is done for you. 3వ paragraph ను చదివి జతపరచండి.

entrance	stick
blood stains	temper
teeth	house
temper	entrance
stick	teeth
house	blood stains

II Make five meaningful sentences from the table given below. One is done for you.

పట్టికను అనుసరించి సరైన sentence రాయండి.

She saw a mongoose.

You saw a bird.

We saw a snake.

He saw a tree.

She saw an elephant.

III Write the words that start with the following letters from the paragraph 3. One is done for you.

ఇవ్వబడిన letters తో 3వ paragraph నుంచి words రాయండి.

S → snake

m → mongoose

c →

i → its

a → away

WORK SHEET - 3.4

Read the passage mentioned below from your lesson. పాఠంలోని చివరి paragraph ను చదవండి.

'When she entered the house happened next?'

I Observe the following pattern of words and fill in the blanks. One is done for you. పదాలకు 'ing' చేర్చి ఖాళీలను పూరించండి.

Sleep + ing Sleeping

crawling

reading

playing

talking

II Write the missing letters in the following words. పూరించండి.

e n t r a n c e

t e m p e r

b l o o d

s t a i n s

t e e t h

III Write five meaningful sentences from the following. One is done for you. పట్టిక ఆధారంగా Sentences రాయండి.

A little baby is sleeping.

A boy is playing

A cat is jumping.

A monkey is climbing.

A girl is dancing.

WORK SHEET - 3.5

READING COMPREHENSION :

I Read the following passage. Passage ను చదివి క్రింది వాటికి జవాబులు ఇవ్వండి.

Now fill in the blanks.

1. the farmer and his wife.
2. a mongoose
3. field
4. mongoose
5. morning.

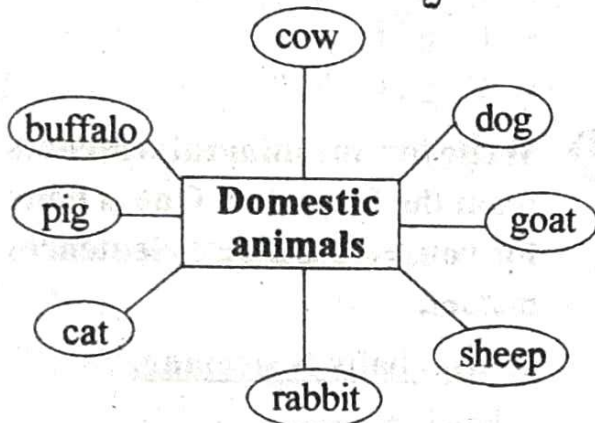
II Your teacher will dictate some words. Write them below. దిక్టేషన్

farmer field
cradle snake
temper teeth
entrance

WORK SHEET - 3.6

VOCABULARY

I Write the names of domestic animals in the boxes. Use the words in sentences. One is done for you. Domestic animals పేర్లను రాసి sentence గా మార్చండి.



e.g. The buffalo is a domestic animal.
The cow is a domestic animal.
The dog is a domestic animal.
The cat is a domestic animal.

II Colour the nouns mentioned in the story in the following grid. Use the clues. One is done for you. Nouns గుర్తించి colour చేయండి.

c	r	a	d	l	e	g	m	f	p
w	I	f	e	m	l	k	o	a	s
z	t	e	e	t	h	q	u	r	n
d	f	g	h	j	k	p	t	m	a
x	c	v	b	n	m	d	h	e	k
m	o	n	g	o	o	s	e	r	e

WORK SHEET - 3.7

GRAMMAR

I Fill in the blanks with suitable words. Use the clues given below. Hints నహాయంతో సరైన పదాలతో ఖాళీలను పూరించండి.

It is tall.

It is small.

It is round.

It is red.

It is green.

II Look at the picture.

చిత్రాన్ని చూడండి.

1. C 2. B 3. A

4. C 5. A

Now write four sentences about the elephant. One is done for you. Elephant గురించి నాలుగు వాక్యాలు రాయండి.

1. The elephant has a long trunk.
2. The elephant is a big animal.
3. The elephant has broad ears.
4. It has large body.
5. It has small eyes.

WORK SHEET - 3.8

WRITING

- I** Write at least 4 sentences from the table. One has been done for you. పట్టికను అనుసరించి సరైన sentence రాయండి.

Could you give me your pencil?

Could you give me your book?

Could you give me your pen?

Could you give me your slate?

Could you give me some water?

- II** Punctuate the following with correct question marks and full stops.

సరైన చోట punctuation marks full stops (.) లేదా question marks (?) అను ఉంచండి.

Latha : Rani, do you have any pet animal?

Rani : Yes, I have a kitten.

Latha : What is its name?

Rani : Kittu.

Latha : What does it like to eat or drink?

Rani : It likes milk.

WORK SHEET - 3.9

- I** Write the sentence with the clues given below. One is done for you. Clues సహాయంతో sentences అను రాయండి.

Eg : It is black.

1. It is green
2. It is round
3. It is blue
4. It is white
5. It is long

- II** Your teacher will dictate some words. Write them below. డిక్టేషన్

trust	crawl
return	animal
stick	stains
sorry	

WORK SHEET - 3.10

WRITING

- I** Read the following. Passage ను చదివి క్రింది ప్రశ్నలకు జవాబులు రాయండి.

Choose the correct answer and circle it.

1. C 2. A 3. B
4. B 5. A

- II** Your teacher will dictate some words. Write them below. డిక్టేషన్

mongoose	attack
kill	mouth
sleep	house forest

Read the lesson and answer the following questions ?

1. The farmer's pet was a mongoose.
2. A snake entered the farmer's house.
3. Mongoose killed the snake as it would cause harm to the baby.
4. The farmer's wife sent the mon goose out.
5. The farmer's wife felt sorry for what she had done to the mon-goose.

WORK SHEET - 4.1

- I Read 1 to 5 paragraphs from the lesson and identify the six letter words and write them in the space given below.

1 నుండి 5 వరకు paragraph ను చదివి six letter words ను గుర్తించి రాయండి.

<u>farmer</u>	<u>forgot</u>
<u>sowing</u>	<u>please</u>
<u>rabbit</u>	<u>potter</u>

- II Observe the following pictures and write its related word from the story.

చిత్రాలను చూసి సంబంధించిన words రాయండి.

<u>field</u>	<u>farmer</u>
<u>pot</u>	<u>barber</u>
<u>rabbit</u>	<u>seeds</u>

- III Study the following table and write a few sentences. One has been done for you.

పట్టిక ఆధారంగా sentences రాయండి.

He is a good doctor.

He is an old farmer.

He is a young teacher.

He is a kind cobbler.

WORK SHEET - 4.2

- I Read the paragraph mentioned below from your lesson.

6 నుండి 9 వరకు paragraph అను చదివి words లలో భాళీలను పూరించండి.

know
bsy
trimming
sister
beautiful
clothes
tailor
sitting

- II Read the following sentence. Fill in the blanks with the words given in the box. Hints సహాయంతో sentences పూరించండి.

1. father postman
2. mother doctor
3. uncle fisherman
4. aunt shopkeeper

- III Fill in the blanks with missing letters. పదాన్ని చదివి పూరించండి.

Be au ti fu l

Be au ti fu l

Be au ti fu l

Be au ti fu l

Be au ti fu l

WORK SHEET - 4.3

- I** Read the paragraph mentioned below from your lesson.

Identify the four letter words and write them in the space given below.

10 నుండి 12 వరకు paragraph లను చదివి four letter words లను గుర్తించి రాయండి.

went what away
help name fish
tell know pond

- II** Observe the following pattern of words. Write some more words.

పదాలకు 'ing' చేర్చి భాళిలను పూరించండి.

ask + ing asking
help + ing helping
go + ing going
fish + ing fishing
know + ing knowing

- III** Complete the following : One has been done for you.

క్రింది పదాలకు 'er' add చేసి new words రాయండి.

farmer

Potter

barber

cobbler

teacher

WORK SHEET - 4.4

- I** Read the paragraph mentioned below from your lesson.

Identify the words and in the paragraph starting with the given letter.

క్రింద ఇవ్వబడిన letters తో చివరి రెండు paragraph ల నుంచి words రాయండి.

rabbit children
teacher name
letters happy
students found

- II** Observe the following pictures and write its related word from the paragraph. చిత్రాలను చూసి సంబంధించిన words రాయండి.

teacher children
girl baby

- III** Fill in the blanks with missing letters.

tailor

t a i l o r

t a i l o r

t a i l o r

t a i l o r

t a i l o r

cobbler

c o b b l e r

c o b b l e r

c o b b l e r

c o b b l e r

c o b b l e r

WORK SHEET - 4.5

READING COMPREHENSION

- I Read the following paragraph.
Passage ను చదివి క్రింది వాటికి
correct order లో రాయండి.

Now arrange the following
sentences in correct order by
giving number.

4

5

1

3

2

- II Your teacher will dictate some
words. Write them below. డిక్టేషన్

farmer

neighbour

friend

rabbit

quick

beautiful

tailor

forgot

sow

WORK SHEET - 4.6

VOCABUARY

- I Observe the given time table for
Monday.

Then fill in the blanks with first/
second/third/fourth/fifth/sixth.

Time table ని పరిశీలించి ఖాళీలను
పూరించండి.

fifth

first

sixth

third and fourth

- II Observe the following alphabet
chart. Write the correct answer
in the brackets. Alphabet tableని
పరిశీలించండి. క్రింద ఇవ్వబడిన ప్రశ్నలకు
సరైన జవాబులను గుర్తించి () లో
ఉంచండి.

1. c 2. b 3. a 4. b

WORK SHEET - 4.7

GRAMMAR

- I Read the following table and
write as many sentences as you
can.

The book is on the table.

My father is in the office.

Ramya sat under a tree.

Puppy is on the wall.

She is writing on white paper.

- II Read the following sentences.
Underline the correct preposi-
tions and write them in the
blanks given.

క్రింది sentences ను prepositions లో
పూరించండి.

1. in

2. on

3. in

4. under

5. in

WORK SHEET - 4.8

WRITING

- I Observe the following picture.
Join the picture and its related
word. Fill in the blanks and copy
the sentence.

Picture తో సంబంధిత word ని కలపండి.
క్రింది భాగలను పూరించి, తిరిగి sentence
రాయండి.

1. The farmer is very old.
The farmer is very old.
2. The tailor is too young.
The tailor is too young.
3. The barber is very active with
trimming.
The barber is very active with
trimming.
4. The cobbler is so kind.
The cobbler is so kind.
5. The teacher is always good.
The teacher is always good.

WORK SHEET - 4.9

READING COMPREHENSION

- I** Here Latha is introducing her family. Read it.

అత తన గురించి చెబుతుంది చదవండి.

Now introduce your family with the given clues.

Hi, this is Sankar. I am studying third class. My father is a driver. He drives auto. My mother is a teacher. She teaches lessons. My sister is a sales girl. She sells things in a shop.

- II** Your teacher will dictate some words. Write them below. డిక్టేషన్

fisherman

shout

alphabet

found

student

letter

WORK SHEET - 4.10

- I** Study the following table and write a few sentences. One has been done for you.

పట్టికను అనుసరించి సరైన sentences
రాయండి.

Do you know my father's name ?

Do you know my mother's name ?

Do you know my brother's name ?

Do you know my sister's name ?

- II** Study the following table and write sentences. One has done for you.

పట్టిక ఆధారంగా sentence రాయండి.

She was catching fishes.

Gopi was teaching lessons.

Jaya was making pots.

Read the lesson and answer the following questions ?

1. The farmer was sowing seeds.
2. The rabbit forgot its name.
3. The cobbler sat under the tree
4. The teacher helped the rabbit to find her name.
5. Parents, Teachers and friends.

Lesson - III, IV

READING COMPREHENSION

I Read the following passage.

Now fill in the blanks.

1. the farmer and his wife.
2. a mongoose
3. field
4. mongoose
5. morning.

II Observe the following pictures and write its related word from the story.

field

farmer

pot

barber

rabbit

seeds

III Look at the picture.

Select the correct answer from the given options.

1. C
2. B
3. A
4. C
5. A

Now write four sentences about the elephant. One is done for you.

1. The elephant has a long trunk.
2. The elephant is a big animal.
3. The elephant has broad ears.
4. It has large body.
5. It has small eyes.



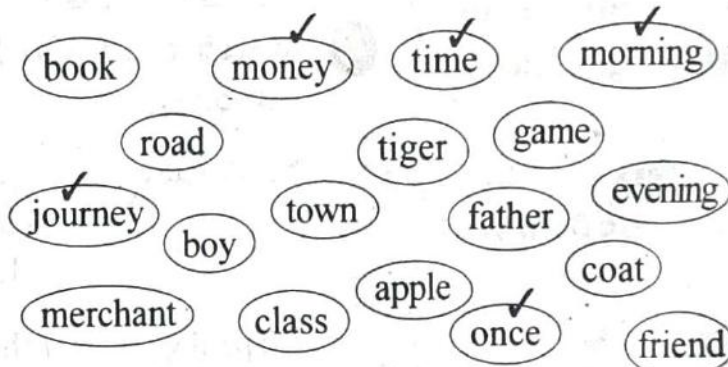
Unit 5



THE GOOD SAMARITAN

WORK SHEET - 5.1

- I** Read the passage mentioned below from your lesson.
Identify the words which are there in the above paragraph and colour them. Passageలో ఉన్న words ను గుర్తించి రంగు వేయండి.



- II** Read the paragraph. Observe the following pattern of words and identify some more similar words. Passage లో 'ed' words ను గుర్తించి రాయండి.

started _____

- III** Study the following table and write sentences. One has been done for you.

పట్టిక ఆధారంగా sentences రాయండి.

He wanted to return the book.

He wanted to build a house.

She wanted to buy an umbrella.

She wanted to draw a picture.

She wanted to sing a song.

WORK SHEET - 5.2

- I** Read the paragraph mentioned below from your lesson.

Now, identify the five letter words then complete the grid.

Paragraph లోని five letter wordsను గుర్తించి రాయండి. Grid ని పూరించండి.

great after later

money heard

				g		
a	f	t	e	r		
	m	o	n	e	y	
		h	e	a	r	d
		l	a	t	e	r

- II** Read the paragraph and fill in the blanks.

Paragraph ను చదివి ఖాళీలను పూరించండి.

1. beat 2. road
3. eyes 4. priest
5. Levite

WORK SHEET - 5.3

- I** Read the 7th to 9th paragraph mentioned below from your lesson.

Identify the words in the paragraph staring with the given letter.

క్రింది ఇవ్వబడిన letters తో 7 నుండి 9 paragraph ల నుంచి words రాయండి.

dying back
near fainting
happened stopped
knelt

- II** Identify the words which start with the last letter of the previous words.

utter road drink knelt
donkey you utter road
robber riding great tender

- III** Your teacher will dictate some words. Write them below. డిక్టేషన్

honest
journey
seriously
robber
priest

WORK SHEET - 5.4

- I** Read the paragraph 1, 2, 3 from your lesson. Passage ను చదవండి. Observe the following words. Write some more words. 'er' add చేసి మరికొన్ని words రాయండి.

soon + er sooner
play + er player
sing + er singer
read + er reader
law + er lawer

- II** Match the following phrases. జతపరచండి.

Samaritan	good Samaritan's kindness.
He paid	helped Benjamin.
I will pay you	good care of Benjamin.
The inn-keeper	the inn-keeper.
took	more money.
He went back to	his home town.
He always remembered	

- III** Your teacher will dictate some words. Write them below. డిక్టేషన్

compassion
thought
difficulty
tender
gently
necessary

WORK SHEET - 5.5

READING COMPREHENSION

- I Read the following paragraph.
Fill in the blanks.

Passage ను చదివి ఖాళీలను
పూరించండి.

1. crane
2. peacock
3. feathers
4. crane
5. mouth

- II Your teacher will dictate some
words. Write them below. డిక్టేషన్

enough

travel

money

care

treat

laugh

knelt

bandage

WORK SHEET - 5.6

VOCABULARY

- I Read the following paragraph.
Fill in the blanks with the
opposite words given in the
brackets.

Opposite words తో ఖాళీలను
పూరించండి.

- | | | |
|--------|-------|------|
| cruel | small | near |
| opened | many | good |
| stop | | |

- II Read the following tongue
twister. Tongue twister చదవండి.

Betty bought butter

But the butter was bitter

So Betty bought better butter to
make the bitter butter better

Now, find out the rhyming words.

Rhyming words రాయండి.

bought

butter

betty

make

bitter

better

WORK SHEET - 5.7

GRAMMAR

- I Write the simple past form of
the following regular verbs. One
is done for you.

planted

visited

wanted

cleaned

washed

Now write your own sentences by
using the simple past form.

Simple past form తో సొంత వాక్యాలు
రాయండి.

She opened the box.

Raju planted many plants.

I visited many places.

Vimala wanted to ride a bicycle

Siva cleaned his bike.

- II** Fill in the blanks. Use the help box. Hints సహాయంతో ఖాళీలను పూరించండి.

attended worried asked
helped passed jumped
thanked worked

WORK SHEET - 5.8

WRITING

- I** Read the passage written by Mounika. Continue the passage using the clues. Clues సహాయంతో Passage ను పూర్తి చేయండి.

doing homework neighbours
grandfather
friends needs
teacher helping others

WORK SHEET - 5.9

- I** Study the following table and write sentences. One has been done for you.

పట్టిక ఆధారంగా sentences రాయండి.

We will pay you the fee.

I will give you the amount.

He will pay you the charge.

She will give you the bill.

- II** Study the following table and write a few sentences. One has been done for you.

పట్టిక ఆధారంగా sentences రాయండి.

I gave her many toys.

We gave him little money.

He gave her some flowers.

WORK SHEET - 5.10

READING COMPREHENSION

- I** Read the following poster. Write 'T' for the right statement and 'F' for the false statement. Poster ను చదివి 'True'/'False' గుర్తుపెట్టండి.

1. F 2. T 3. F
4. T 5. T

- II** Your teacher will dictate some words. Write them below. డిక్టేషన్

cruel

recover

serious

wound

gesture

Read the lesson and answer the following questions.

1. The Jewish man lived in Jerusalem.
2. The Jewish man started journey to Jericho.
3. He was left on the road.
4. The Samaritan helped the Jewish man.
5. It is because he helped the Jewish man with goodness.





DO GOOD AND REAP GOOD

WORK SHEET - 6.1

- I** Read the first paragraph from your lesson and identify the five letter words and copy them here. 1వ paragraph ను చదివి five letter words ను గుర్తించి రాయండి.

e.g. lived trees
named liked
hills place

- II** Write the missing letters in the following words. పూరించండి.

m o t h e r
v a l l e y
b e a u t i f u l
h i l l s
h o l i d a y

- III** Match the following with the same words. One is done for you. జతపరచండి.

boy	valley
mother	school
valley	trees
hills	boy
trees	hills
school	mother

WORK SHEET - 6.2

- I** Read the given passage from your lesson.

Identify six letter words from the paragraph mentioned above and write them here. 2వ paragraph ను చదివి six letter words ను గుర్తించి రాయండి.

mother _____
rupees _____

- II** Study the following table and write at least five sentences. One is done for you. పట్టిక ఆధారంగా sentences రాయండి.

Sarala liked mangoes very much.
Pallavi liked bananas very much.
Riyaz liked biryani very much.
Arun liked sweets very much.

- III** Write the missing letters in the following words. పూరించండి.

f a i r
m o n e y
c o m m o d i t i e s
p l a c e
a n g r y
v a l l e y

WORK SHEET - 6.3

- I** Read the given passage from your lesson.

Identify the words from the paragraph which start with 'h' and 's' and write them.

3, 4 paragraph లను చదివి 'h' and 's' లతో start అయ్యే words లను నిర్ణయించి రాయింది.

e.g. house shouted
hate soon
heard surprised

- II** Write the missing letters in the following words. పూరించండి.

h o u s e
h a t e
s h o u t e d
s u r p r i s e d
r e p l i e d

- III** Study the given table and write at least five sentences. వట్టి 5 అధారంగా sentences రాయింది.

What did he want ?
What did he read ?
What did she do ?
What did she write ?
What did she ask ?

WORK SHEET - 6.4

- I** Read the given passage from your lesson.

Write the missing letters in the following words. పూరించండి.

l a u g h e d
a g a i n
h a p p y

l e a r n t
l e s s o n

- II** Study the given table and write at least five sentences. One is done for you.

పట్టికను అనుసరించి వ్రాయండి sentences రాయింది.

You felt very happy.
I felt very happy.
She felt very happy.
Ravi felt very happy.
They felt very happy.

- III** Match the following with the same word. One is done for you. జతపరచండి.

laughed	shouted
again	laughed
shouted	again
echo	hugged
hugged	echo

WORK SHEET - 6.5

READING

- I** Read the story 'Do Good and Reap Good' once again. Choose the correct option to fill in the blanks. వ్రాయండి సరైన జవాబు ఎంచి () లో ఉంచండి.

1. B 2. B 3. B
4. C 5. C

- II** Your teacher will dictate some words. Write them below. డిక్టేషన్

mother valley
holiday people
village afraid
hate

WORK SHEET - 6.6

VOCABULARY

I Circle the odd one out.

వేరుగా ఉన్న దానిని circle చేయండి.

love like hate

valley school hills

happy joy angry

house home playground

good fine bad

II Match the following words with their opposite words. Opposite words తో జతపరచండి.

happy brave
little old
new hate
love big
afraid sad

III Fill in the blanks with suitable words given in brackets. పర్యవసరాలకు తగిన పదాలను పూరించండి.

1. beautiful
2. tall
3. unhappy
4. love
5. good

WORK SHEET - 6.7

GRAMMAR

I Fill in the blanks with suitable verb forms.

పర్యవసరాలకు తగిన భావాలను పూరించండి.

1. b
2. c
3. c
4. c
5. a

II Underline the past tense verbs in the following.

Past tense verbs ని underline చేయండి.

1. asked
2. played
3. decided
4. visited
5. walked

WORK SHEET - 6.8

WRITING

I Complete the following conversation by using the clues given in the box.

Clues సహాయంతో conversation ను పూర్తిచేయండి.

vegetables, money, tomatoes,
welcome, how much

tomatoes

how much ?

vegetables

money

II Introduce your friend to your father using the following hints. Hints సహాయంతో మీ friend ని పరిచయం చేయండి.

Raju, 3rd class, a farmer,
cricket, friend

friend

Raju

3rd class

a farmer

cricket

WORK SHEET - 6.9

READING COMPREHENSION

Now, answer the following questions.

1. She wanted to give a gift as it was his birthday.
2. She nicely decorated with a golden coloured paper.
3. Her father found nothing in the box.
4. The child blew many kisses in the box.
5. Her father felt ashamed and hugged her at last.

Read the lesson and answer the following questions.

1. Malli's house was near a valley.
2. The valley was surrounded by beautiful hills and trees.
3. The village fair was held on Saturdays.
4. Malli asked his mother to give him ten rupees to buy an ice-cream.
5. Malli was angry because his mother didn't give him the money.
6. He was afraid that, he heard the same words, he said from the other end of the valley.

CHECK POINT - 3

Lesson - V, VI

READING COMPREHENSION

I Read the following paragraph.

Fill in the blanks.

1. crane
2. peacock
3. feathers
4. crane
5. mouth

II Circle the odd one out.

- love like hate
- valley school hills
- happy joy angry
- house home playground
- good fine bad

III Write the simple past form of the following regular verbs. One is done for you.

open	opened
	planted
	visited
	wanted
	cleaned
	washed

Now write four sentences by using the simple past form.

She opened the box.

Raju planted many plants.

I visited many places.

Vimala wanted to ride a bicycle

Siva cleaned his bike.



THE LAZY GRASSHOPPER

WORK SHEET - 7.1

- I** Read the first paragraph from your lesson and identify the four letter words and write them in the spaces given below.

1వ paragraph ను చదివి four words ను గుర్తించి రాయండి.

e.g. work come

sing busy

ants food

line said

- II** Write meaningful sentences from the following table. One is done for you.

పట్టికను అనుసరించి పరైన sentences రాయండి.

Let's play cricket

Let's make kites.

Let's make paper boats.

Let's go to the movie.

Let's go draw the picture.

- III** Write the missing letters to make the following words meaningful. పూరించండి.

g r a s s h o p p e r

b u s y

g a t h e r i n g

s e a s o n

WORK SHEET - 7.2

- I** Read the second paragraph from your lesson and identify the four letter words and write them in the spaces given below.

2వ paragraph ను చదివి four letter words ను గుర్తించి రాయండి.

e.g. same food

work away

what sing

- II** Match the following with the same word. One has been done for you. జతపరచండి.



- III** Write the missing letters in the following words. పూరించండి.

e a r l y

l i s t e n

a d v i s e d

f o o d

l a u g h

WORK SHEET - 7.3

- I** Read the paragraphs from your lesson and identify the five letter words and write them in the spaces given below.

3 నుండి 6 వరకు paragraphs ను చదివి five letter words ను గుర్తించి రాయండి.

e.g. asked rainy
dance early
sorry their

- II** Write the missing letters in the following words and rewrite the words. పూరించి రాయండి.

s q u i r r e l s

f o o l i s h

e a r l y

a s k e d

d a n c e

suirrels foolish

early asked

dance

- III** Study the given table and write the sentences. One is done for you.

పట్టిక ఆధారంగా sentences రాయండి.

He called the students.

He called his mother.

He called his friends.

He called his neighbours.

WORK SHEET - 7.4

- I** Read the 7th paragraph from your lesson and identify the six letter words and write them in the space given below.

7th paragraph ను చదివి six letter words ను గుర్తించి రాయండి.

e.g. passed friend

season

having

- II** Match the following with the same word. One is done for you. జతపరచండి.

mistake	meal
squirrel	friend
meal	mistake
friend	squirrel

- III** Study the given table and write sentences. One is done for you.

పట్టిక ఆధారంగా sentences రాయండి.

Will you give me some water to drink?

Will you give me your English text book?

Will you give me some milk to drink?

Will you give me your pencil?

WORK SHEET - 7.5

READING COMPREHENSION

- I** Read the following paragraph. Passage ను చదివి క్రింది వాటికి జవాబులు ఇవ్వండి.

Now answer the following questions.

Rainy season has started.

No. The grasshopper could not find any food.

The ants were enjoying the meal.

The grasshopper met the ants first.
He asked the squirrels to give him some nuts.

- II** Your teacher will dictate some words. Write them below. డిక్టేషన్

interest

gather

season

WORK SHEET - 7.6

VOCABULARY

- I** Complete the following :

One has been done for you.

కింది పదాలకు 'fly' add చేసి new words రాయండి.

e.g. housefly

dragonfly

butterfly

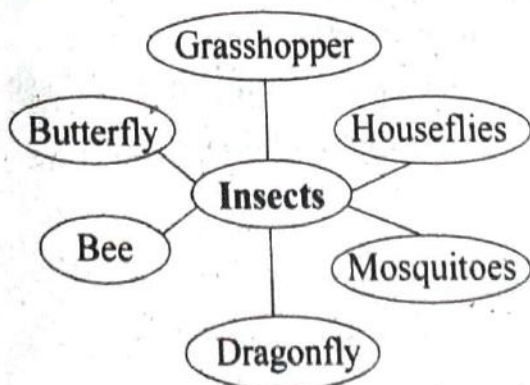
horsefly

blackfly

whitefly

- II** Fill the circles with the names of insects.

కొన్ని Insects పేర్లు రాయండి.



WORK SHEET - 7.7

GRAMMAR

- I** Read the following sentences and circle the words showing completed actions. One is done for you. Completed actions పూర్తి చేయండి.

e.g. finished

played

2. watered

3. completed

4. collected

- II** Read the following sentences taken from the story 'The Lazy Grasshopper'. The sentences refer to completed actions.

Now pick out five such sentences from the story and write them here.

Story లోని completed actions కలిగిన sentences గుర్తించి రాయండి.

1. He was not interested to do any work.
2. He called the squirrels.
3. He realized his mistake and started working hard.

- III** Study the given table and write sentences. One is done for you. పట్టిక ఆధారంగా sentences రాయండి.

e.g. I Play cricket.

We play cricket.

They played cricket.

You played cricket.

WORK SHEET - 7.8

WRITING

I Read the following sentences. Rewrite it using full stop, question mark, capitalization, సరైన చోట Punctuation marks (.), (?), capital letters అను ఉంచి తిరిగి రాయండి.

II Choose the right words given in the box and complete the conversation.

Hints సహాయంతో Conversation ను పూర్తిచేయండి.

How, rainy, Fine, Hi, rainy

Hi!

How

fine

rainy

Here is an insect. Colour it.

Fill in the blanks with suitable words.

1. butterfly
2. wings
3. insect
4. can fly
5. flowers

WORK SHEET - 7.9

READING COMPREHENSION :

I Read the following paragraph. Choose the right answer and fill in the blanks.

1. C 2. C 3. A 4. C

II Your teacher will dictate some words. Write them below.

డిక్టేషన్.

listen

continue

foolish

meal

advise

realize

Read the lesson and answer the following questions.

1. The grasshopper liked to sing and dance.
2. The grasshopper asked the ants to sing and dance along with him.
3. The ants advised the grasshopper to gather food for the coming rainy season.
4. The grasshopper laughed at the squirrels thinking that, they are foolish gathering food for the next season.
5. The grasshopper had nothing to eat in the rainy season.
6. I like the ants in the story because they are hard working.

Unit 8

KING SIBI AND THE DOVE

WORK SHEET - 8.1

- I** Read the first paragraph from your lesson and identify the four letter words and write them in the spaces given below.

1వ paragraph ను చదివి four words ను గుర్తించి రాయండి.

e.g. king dove
very save
kind take
word care

- II** Make meaningful sentences from the following table. One is done for you.

పట్టికను ఆధారంగా sentences రాయండి.

Don't be angry.
Don't be lazy.
Don't be upset.
Don't be timid.
Don't be crazy.

- III** Write the missing letters to make the following words పూరించండి.

k _ i _ n _ g
r _ u _ l _ e _ r
g _ e _ n _ e _ r _ o _ u _ s
d _ o _ v _ e
e _ a _ g _ l _ e

WORK SHEET - 8.2

Read the paragraph mentioned below from your lesson.

2, 3 paragraph ను చదవండి.

- I.** Match the following with the same word. One is done for you. జతపరచండి.

choose eagle
dove prey
prey king
king dove
eagle choose

- II** Write the missing letters and rewrite the words.

పూరించి రాయండి.

e _ a _ g _ l _ e eagle
d _ o _ v _ e dove
r _ e _ p _ l _ i _ e _ d replied
p _ r _ o _ v _ i _ d _ e provide
c _ h _ o _ o _ s _ e choose

- III** Identify the words that start with the following letters and write them in the blanks. One is done for you. క్రింద ఇవ్వబడిన letters తో 2, 3 paragraph ల నుంచి రాయండి.

e → eagle r → replied
s → starve p → provide

WORK SHEET - 8.3

- I** Read the 4th paragraph from your lesson and identify the six letter words and write them in given space.

4 వ paragraph ను చదివి 6 letter words ను గుర్తించి రాయండి.

e.g. choose scales
weight placed
agreed _____

- II** Write the missing letters and rewrite the words. పూరించండి.

w e i g h t weight
b r i n g bring
o r d e r e d ordered
s c a l e scale
f l e s h flesh

- III** Match the following with the same word. One is done for you. జతపరచండి.

flesh scale
portion flesh
body equal
scale portion
equal body

WORK SHEET - 8.4

- I** Read the given 5th passage from your lesson.

5వ paragraph ను చదవండి.

make meaningful sentences from the following table. One is done for you.

e.g. He himself sat in the scale

She herself sat on the bench.

We ourselves sat on the table.

They themselves sat on the stool.

I myself sat in the chair.

- II** Identify and write the words which start with the following letters.

క్రింది ఇవ్వబడిన letters తో చివరి paragraph నుంచి words రాయండి.

f → finally a → about
s → suddenly c → charity

- III** Write the missing letters in the following words and rewrite them in the blanks.

పూరించి రాయండి.

f i n a l l y finally
s u d d e n l y suddenly
c h a r i t y charity
b e f o r e before

WORK SHEET - 8.5

READING COMPREHENSION

- I** Read the paragraph. Write True (T) or False (F) for the following sentences.

Passage ను చదివి క్రింది 'True/False' రాయండి.

Write True (T) or False (F) for the following sentences.

T F F F T

- II** You teacher will dictate some words. Write them below. డిక్టేట్.

generous protector
reach starve

provide
prey

choose

WORK SHEET - 8.6

VOCABULARY

- I Write at least 3 nouns, 3 verbs, 3 preposition and 3 adjectives from the above story. Story లోంచి nouns, verbs, prepositions and adjectives మూడు చొప్పున table లో రాయండి.

S.No.	Nouns	Verbs	Preposition	Adjectives
1	Sibi	Sat	in	Kind
2	Agni	Save	on	generous
3	Indra	take	before	greatness

- II Fill the blanks with suitable letters. పూరించండి.

1. k i n d
2. e a g l e
3. p r e y
4. f l e s h
5. b a l a n c e
6. f i n a l l y
7. c h o o s e
8. s c a l e
9. w e i g h t
10. g r e a t n e s s

- III Play the word building game. Look at the example. Begin a new word with the last letter of the word before. అంత్యాక్షర పదాలు రాయండి.

e.g. King → generous

scale

eagle

egg

gather

rough

heavier

ruler

reach

WORK SHEET - 8.7

GRAMMAR

- I Fill the blanks with suitable prepositions given in the brackets. పరైన Prepositions ను ఎంచి ఖాళీలను పూరించండి.

1. in front of
2. before
3. between
4. after
5. between

- II This is Sailu's classroom. She is describing her classroom. Find and fill in the blanks with the prepositions given in the box. Prepositions లో ఖాళీలను పూరించండి.

In, on, in front of, behind, beside

on
in front of
beside
in

WORK SHEET - 8.8

WRITING

- I Develop the conversation between Asma and her teacher with the help of words given. Hints సహాయంతో conversation ను పూర్తి చేయండి.

helped, late, come in,
blindman, cross the road

come in
late ?

blindman

cross the road

helped

- II** Write a story from the outlines given below and give it a suitable title.

Outlines సహాయంతో story ను రాయండి. Title పెట్టండి.

The Helpful Villager

Some boys were playing by a river side. All of a sudden, a boy falls into the river while playing. All of them got shocked. They didn't know what to do. The boys were helpless. No one of them knew to swim. All of them started to shout "HELP" loudly. Then, came a villager to help the boy. The villager jumped into the river and saved the drowning boy. The boys felt happy and thanked the villager.

WORK SHEET - 8.9

WRITING

- I** Rewrite the paragraph given below using necessary capital letters and full stops.

సరైన capital letters full stops (.) ఉంచి paragraph ను తిరిగి రాయండి.

Abu ali bought nine donkeys. He sat on a donkey, others followed him. He stopped to count the donkeys. He could find only eight of them.

His friend Musa helped him to find the missing donkey. Abu was sitting on it.

- II** Colour the parrot and write 5 sentences on it with the clues given. Parrot ను colour చేసి clues సహాయంతో parrot గురించి రాయండి.

1. Parrot
2. green
3. red beak
4. fresh fruits
5. imitate

- III** Dictation. డిక్టేషన్.

weight

portion

equal

chase

charity

WORK SHEET - 8.10

READING COMPREHENSION

- I** Read the following paragraph.

Passage ను చదివి క్రింది ప్రశ్నలకు జవాబులు రాయండి.

1. Dev hid in a cave
2. Lion licked to thank him.
3. I would thank if any one helped me.
4. His master was cruel.
5. Dev pulled the thorn from lion's paw.

II Your teacher will dictate some words.

Write them below. పిక్చర్స్

heavier greatness

praise ruler

lap dove

Read the lesson and answer the following questions ?

1. The name of the king is Sibi.
2. King Sibi is known for keeping his word.
3. The eagle chased the dove.
4. Finally, king Sibi himself sat in the scale.
5. The eagle said these words.

CHECK POINT – 4

Lesson – VII, VIII

READING COMPREHENSION

I Read the following paragraph.

Rainy season has started.

No. The grasshopper could not find any food.

The ants were enjoying the meal.

The grasshopper met the ants first.

He asked the squirrels to give him some nuts.

II Play the word building game.

Look at the example. Begin a new word with the last letter of the word before.

e.g. King → generous

scale eagle

egg gather rough

heavier ruler reach

III Read the following sentences and circle the words showing completed actions. One is done for you.

I finished my breakfast

1. They played cricket last week
2. She watered the plants yesterday.
3. The boy completed his homework this morning.
4. The ants collected the seeds from the field.
5. The Indian cricket team defeated the Australians by 37 runs.

IV. This is Sailu's classroom. She is describing her classroom.

In, on, in front of, behind, beside
My classroom is very big.

There is a black board on the wall.

There are twenty students in our classroom.

My friend sit beside me.

There is a dustbin at the corner of the class.