

BLOSSOMS - 4

(ENGLISH)



WORK - BOOK ANSWERS



INDEX

UNIT - 1	THREE BUTTERFLIES	-	148 - 152
UNIT - 2	MAJOR DHYAN CHAND	-	153 - 157
UNIT - 3	A TRIP OF MEMORIES	-	158 - 162
UNIT - 4	SWAMI VIVEKANANDA	-	163 - 166
UNIT - 5	THE MAGIC FISH	-	167 - 170
UNIT - 6	THE SEED OF TRUTH	-	171 - 174
UNIT - 7	BIRBAL CAUGHT THE THIEF	-	175 - 177
UNIT - 8	THE TREE AND THE RIVER	-	178 - 182

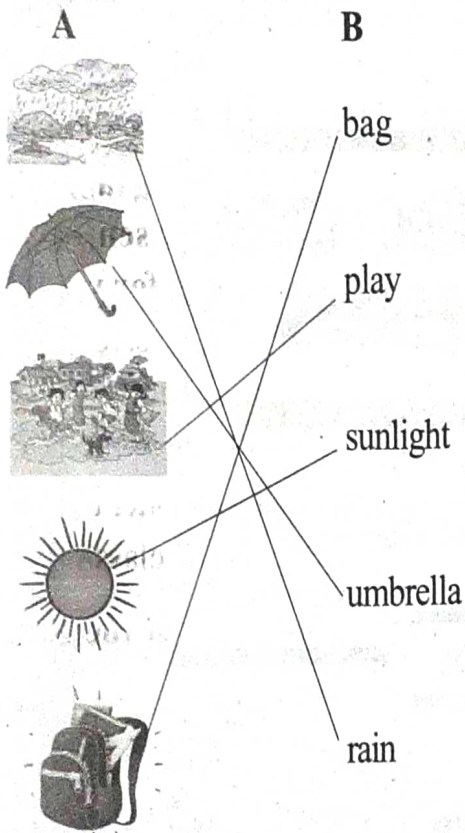
1

THREE BUTTERFLIES

UNIT

WORK SHEET - 1.1

I. Match the pictures in box 'A' with the words in box 'B'. One has been done for you.



II. Write the missing letters in the following words.

1. w e t
1. r a i n
2. s u n l i g h t
3. u m b r e l l a
4. c h i l d r e n
5. p i a y

WORK SHEET - 1.2

I. Read the given passage from the lesson. 'Three butterflies lived in watching them curiously.' Match the words to get meaningful phrases and write them in the place given.

1. grew dark
2. flew together
3. got wet
4. started raining

II. Read the passage mentioned below from your lesson!

1. garden
2. nectar
3. dark, cold
4. shelter

III. Write the colours of the butterflies.

Yellow White Red

WORK SHEET - 1.3

I. Observe the following table and write at least five sentences. One has been done for you.

1. Let's stop fighting.
2. Let's stop eating.
3. Let's stop shouting.
4. Let's stop talking.
5. Let's stop watching T.V.

II. Read the following words and fill in the missing letters.

s u n f l o w e r

s u nflower

su n flower

sun f lower

sunf l ower

sunfl o wer

sunflow w er

sunflow e r

sunflowe r

b u t t e r f l y

b u tterfly

bu t terfly

but t erfly

butte e rfly

butte r fly

butter f ly

butterf l y

butterfl y



WORK SHEET - 1.4

I. Read the given passage from the lesson. 'Hello sunflower, it's like pebbles on the butterflies.

Pick the words from the passage that have these letters as a part of them.

1. dear

2. dismay

3. white

4. away

5. till

II. Unscramble the letters of the names of colours and colour the butterflies with those colours.

'Three butterflies lived in.....watching them carefully.'



uebl

blue



eeegr

green



wabro

brown



angeor

orange



lefvio

violet



nkpi

pink

WORK SHEET - 1.5

I. Observe the following table and write at least five sentences. One has been done for you.

1. Can I leave the classroom?
2. Can we ask a doubt ?
3. Can I join your team?
4. Can I take your water bottle?
5. Can we leave the classroom?

II. Write the colours of the given flowers.

Yellow

White

Red

WORK SHEET - 1.6

I. Read the given passage from your lesson. 'Then the butterflies sawreplied the white butterfly.' Now fill in the blanks with suitable words or phrases.

1. White

2. White

3. heavily

4. petals

II. Write the words ending with the '-e' from the above passage. One has been done for you.

one hide here white take

III. Complete the following words by supplying the missing letters.

1. f a . . v o . . u . . r i . . t e . .

2. d . . i . . s m . . a . . y

3. p . . e . . t . . a . . l

4. b . . u . . t . . t . . e . . r f . . l . . y . .

5. a . . w . . a . . y

6. d . . e . . a . . r



WORK SHEET - 1.7

I. Look at the table and write atleast five sentences. One has been done for you.

1. Rani's favourite colour is red.
2. Sameera's favourite colour is blue.
3. Your favourite colour is green.
4. Roja's favourite colour is pink.
5. My teacher's favourite colour is orange.

II. Your teacher will dictate five words. Write them below.

Butterfly	gardern
white	yellow
dance	nectar

WORK SHEET - 1.8

I. Read the given passage from your lesson.

'The butterflies were totally sleep together.'

Now, fill in the blanks with suitable words or phrases.

1. Sun
2. They were totally wet.
3. Sun
4. danced, garden, flowers

II. Pick up eight words which have the double consonants or vowels letters. One has been done for you.

Butterfly	still
difficult	stopped
fell	looked
three	sleep

III. Arrange the following words in alphabetical order.

- (a) behind, difficult, night, still
(a) again, garden, herappy,

WORK SHEET - 1.9

I. Match the opposite words.

- | | |
|------------|----------------|
| 1. wet | a) awake |
| 2. cloudy | b) hate |
| 3. behind | c) dry |
| 4. love | d) sunny |
| 5. stopped | e) night |
| 6. evening | f) morning |
| 7. day | g) in front of |
| 8. sleep | h) started |

II. Your teacher will dictate some words. Write them below.

dark	shelter
difficult	curiously
favourite	

WORK SHEET - 1.10

I. Write plurals for the following.
The first one is done for you.

1. boys
2. teachers
3. buses
4. classes
5. words
6. tomatoes
7. dresses
8. friends



II. Write the missing singular or plural form of each noun in the table given below.

- | | |
|------------|-----------|
| 1. babies | 2. city |
| 3. parties | 4. lady |
| 5. lorries | 6. family |
| 7. copies | 8. lily |

**WORK SHEET - 1.11**

I. Underline the material nouns in the sentences given below. One is done for you.

- | | |
|-----------|-----------|
| 1. stone | 2. petrol |
| 3. nectar | 4. tea |
| 5. cotton | |



II. Find and circle ten material nouns in the grid. You may look for them horizontally and vertically, one is done for you.

- | | |
|--------|--------|
| nectar | iron |
| cement | silver |
| milk | gold |
| marble | |

WORK SHEET - 1.12

I. Read the following passage and rewrite.

Suma, Fathima, Sharmila, Priyanka and Bhanu went to a garden. "Wow! the garden is so colourful exclaimed", Suma. "Which flower do you like"? asked Fathima.

II. DICTATION :

Listen to the teacher carefully and write down the paragraph dictated by your teacher.

The sun was watching the butterflies from behind the clouds. He was pleased to see the love and care among the butterflies.

WORK SHEET - 1.13

I. Read what the red butterfly is saying about herself and her friends.

Hi! friends. I am Sita. I live in a small house with my family. I and my brother study and play together with my neighbours. We live together happily.

II. Here is a butterfly. Complete the sentences by supplying suitable words. Colour the wing with the first event of the story yellow; second-blue; third-red; and the last one-green.

- | | |
|-----------------|-----------------|
| played (yellow) | looked (blue) |
| wet (red) | pleased (green) |

WORK SHEET - 1.14

I. Read the conversation and complete it using the hints given.

Madhvi : late and I did my home work. So, I am late.

Madhvi : late and I did my home work. So, I am late.

Madhvi : late and I did my home work. So, I am late.

Madhvi : I got up late and I did my home work. So, I came late.

WORK SHEET - 1.15

I. Read the passage and answer the questions that follow.

1. red butterfly 2. garden
3. They played and danced together. They flew together and sucked nectar from the flowers.
4. It suddenly grew dark and a cold wind blew. It's raining. So, they stopped playing.
5. They looked for shelter because they got wet and found it difficult to fly.
6. The sunflower was watching the butterflies.

WORK SHEET - 1.16

I. Read the following passage carefully.

1. The classroom became silent for Kamal's response.

2. The boy slept in the lap of his mother on the rainy day.
3. The water from the rain poured into the house. So, the house became wet.
4. The rain made the boy sleep in the laps of his parents.
5. The name of the boy is Kamal.

Read the lesson and answer the following questions?

1. It suddenly grew dark and a cold wind blew. It is about to rain, So, they stopped playing.
2. It was difficult to fly because they got wet in the rain.
3. The red and yellow butterflies don't want to leave the white butterfly alone.
4. The sun chanced away the clouds and dried the butterflies wings.
5. I would give shelter to all the three butterflies till the rain stops.
6. I feel someone should come and share their umbrella with me.
7. I feel very happy and satisfied.



WORK SHEET - 2.1

I. Read the given passage from your lesson.

Now complete the following words by supplying the missing letters. One has been done for you.

1. so l di e r
2. ar m y
3. pr a ct i c e
4. h o ck e y
5. n i gh t
6. m o o n l i gh t
7. Ol y mp i cs
8. B e rl i n
9. G e rm a ny
10. v i ct o ry

II. Read the given passage from your lesson.

'Dhyan Chand's real
sure of their victory'.

1. Dhyan Singh
2. moonlight
3. moon
4. 15 August, 1936
5. German players.

I. Study the following table and write at least 5 sentences. One has been done for you.

1. She was a player.
2. She was a soldier.
3. He was a painter.
4. He was a farmer.

II. Read the following words and fill in the missing letters.

soldier

soldier

soldier

soldier

soldier

soldier

soldier

because

because

because

because

because

because

because

practice

practice

practice

practice

practice

practice

practice

practice

WORK SHEET - 2.2

I. Read the given paragraphs (2, 3 and 4) from your lesson.

'All the day..... also made a goal'.

Fill in the blanks.

1. heavily
2. wet
3. started, 11a.m
4. Roop Singh

II. Study the following table and write at least four sentences.

One has been done for you.

1. The match started before 3 p.m.
2. The match started after the lunch.
3. The match started late in the evening.
4. The match started early in the morning.
5. The match started exactly at

WORK SHEET - 2.3

I. Read the given passage from your lesson.

'Dhyan Chand's spiked
..... olympic gold medal'.

Arrange the words in alphabetical order. One has been done for you.

1. foot, ground, run, socks, team.
2. goal, hurt, more, soldier, true,
3. field, game, last, little, match.
4. close, hat, just, row, time,
5. gold, medal, Olympic, third, winner,

II. Read the given passage from your lesson. Passage

'Dhyan Chand's spiked
..... olympic gold medal'.

And fill in the blanks.

1. The German goal keeper.
2. Dhyan Chand
3. Third
4. hat-trick
5. Indians



III. Study the following table and write at least four sentences.

One has been done for you.

1. Dhyan Chand was a great player.
2. Dhyan Chand was a nice man.
3. Dhyan Chand was an award winner.
4. Dhyan Chand was an sportstar.
5. Dhyan Chand was a able captain.

IV. Your teacher will dictate some words. Write them down.

1. Soldier
2. practice
3. hockrey
4. moonlight
5. believe
6. coach

WORK SHEET - 2.4

I. Read the given passage from your lesson.

Read the given passage from your lesson.

'It is said that glory for our country'.

Match suitable antonyms to the words given below. One has been done for you.

aware	defeat
higher	up
victory	before
down	unaware
after	lower

II. Read the paragraphs from the lesson and fill in the blanks. One has been done for you.

1. higher salary
2. gold medal
3. National Sports
4. Dhyan Chand.

III. Study the following table and write at least 4 sentences.

1. Lotus is our national flower.
2. Peacock is our national bird.
3. Tiger is our national animal.

WORK SHEET - 2.5

I. Read the following passage carefully.

Answer the following questions.

1. The passage is about Dhyan Chand.

2. The lifeless hockey stick came alive in the hands of Dhyan Chand.

3. Dribble - An act of taking the ball forward with repeated slight touches or bounces."

4. They stole his sticks to see whether they contained a special glue or magnet.

5. Dhyan Chand played with the ordinary sticks the same way as he played with the hockey stick.

WORK SHEET - 2.6

I. Match the following with the pictures.

Cricket ball



Cricket bat



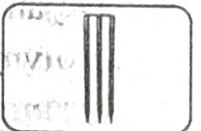
Stumps



Shoes



Pads




Gloves



Helmet

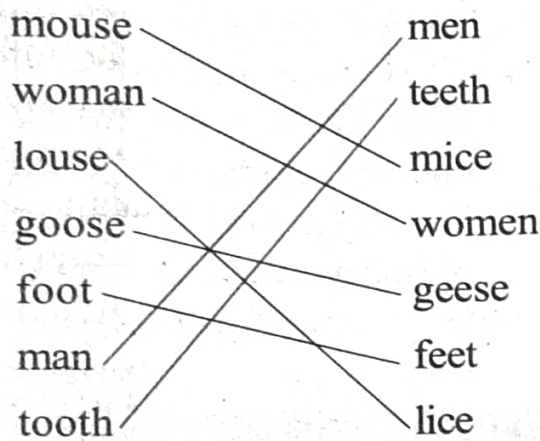


Hat



WORK SHEET - 2.7

I. Match the singular words with their plurals. One is done for you.



II. Fill in the blanks choosing the right words given in brackets.

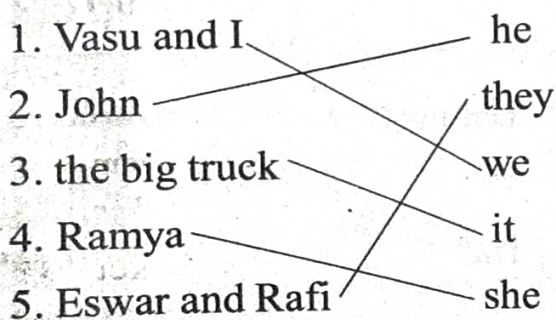
- | | |
|----------|---------|
| 1. Women | 2. men |
| 3. geese | 4. feet |
| 5. mice | |

III. Your teacher will dictate some words. Write them down.

- olympics
- defeat
- victory

WORK SHEET - 2.8

I. Match the word or group of words on the left with the corresponding pronoun on the right.



II. Replace the underlined parts with suitable pronouns and re-write the sentence

- She is a dancer
- They work well together as a team.
- He is learning a new language.
- we are friends
- It is heavy.

III. Find and circle the pronoun in the following sentences.

- How many brothers and sisters do you have?
- Today we have a tea party.
- I am training a dog.
- He walked home.
- Who are they?

WORK SHEET - 2.9

I. Describe the thing using the right words given in the brackets.

(a) Describe your favourite toy.

My father bought (buy / bought) me a Teddy Bear. I loved (love / loved) it very much. I carried (carry / carried) it wherever I Went (went / go). I played (play / played) with it in the evening and also talked (talked / talk) with it. It is my good friend.

(b) Describe your birthday using the right words given in the brackets.

Hi friends! I celebrated (celebrated / celebrate) my birthday on January, 1st (date). I woke (wake / woke) up early in the morning. My mother made (made / makes) some payasam. My sister bought (buys / bought) a packet of chocolates. I distributed (distribute/distributed) them to my friends and teachers.

WORK SHEET - 2.10

I. Observe the cricket score board carefully.

Student Activity.

II. Fill in the blanks.

1. cricket match score.

Check Point - I (Lesson - I, II)

I. Read the following passage.

1. The sun was watching the butterflies.
2. The sun chase the clouds and dried their wings.
3. They were playing and ancing. They were also sucking nectar from the flowers in the garden.
4. Three butterflies were there in the garden.
5. I would say 'thank you' if some one helps me.

2. Australia, India
3. India
4. four
5. 17

Read the lesson and answer the following questions?

1. His coach called Dhyan Singh as Dhyan Chand.
2. The 1936 olympics were held in Berlin, Germany.
3. Germany played against India in the finals.
4. Dhyan Chand removed his shoes because it was difficult for him to run fast on the wet ground.
5. The German goal keeper pounced on Dhyan Chand to stop him from making goals.
6. The Indian team won the Berlin Olympic Games in hockey.
7. The German ruler offered a higher salary and rank in the German army to Dhyan chand.

II. Fill in the blanks with the correct plural forms of the words given in brackets.

1. buses
2. teeth
3. women
4. families
5. girls

III. "Can we stay here till the rain stops?" the butterfly asked for permission.

1. Can I watch TV for one hour?
2. Can I play for an hour?

IV. There are five names of games in the letter grid given below. Find and circle.

- kabaddi cricket
tennis chess hockey



WORK SHEET - 3.1

I. Read the given passage from your lesson.

'Here I share Horsley hills from Pakala'.

Complete the following words by supplying the missing letters.

1. s h a r e
2. t o m o r r o w
3. c a l l e d
4. s t a r t e d
6. s h o e s
7. s o c k s
8. s w e a t e r
9. t r a v e l

II. Read the given passage from your lesson.

'Here I share Horsley hills from Pakala'.

Now, fill in the blanks with suitable words or phrases.

1. a few moments
2. Horsley Hills
3. pretty
4. were comfortably
5. hired

III. Look at the following table and write at least four sentences. One has been done for you.

1. I quickly had my dinner.
2. I quickly had my break fast.
3. I quickly had my lunch.
5. I quickly had my supper.

WORK SHEET - 3.2

I. Read the given passage from your lesson.

'The scenic drive above the sea level'.

Unscramble the letters and make meaningful words. One has been done for you.

- | | |
|-------------|--------------|
| 2. exciting | 3. colourful |
| 4. climate | 5. passing |
| 6. covered | 7. rescue |
| 8. breeze | 9. flowers |
| 10. spread | |

II. Read the given passage from your lesson.

'The scenic drive above the sea level'.

Now fill in the blanks.

- | | |
|-----------------|--------------|
| 1. curves | 2. big, tall |
| 3. touched soft | |
| 4. cool, calm | 5. Thrilling |

III. Observe the following table and write at least four sentences. One has been done for you.

1. The place was very cool and calm.
2. The scenery was so nice.
3. The clouds were passing over us.
4. The flowers were very beautiful.

IV. Read the following words and fill the missing letters.

m e s m e r i s e

mesmerise
mesmerise
mesmerise
mesmerise
mesmerise
mesmerise
mesmerise
mesmerise
mesmerise

e x p e r i e n c e

experience
experience
experience
experience
experience
experience
experience
experience
experience

c o l o u r f u l

colourful
colourful
colourful
colourful
colourful
colourful
colourful
colourful
colourful

WORK SHEET - 3.3

I. Read the given passage from your lesson. Passage.

‘Soon after Bengali to English’.

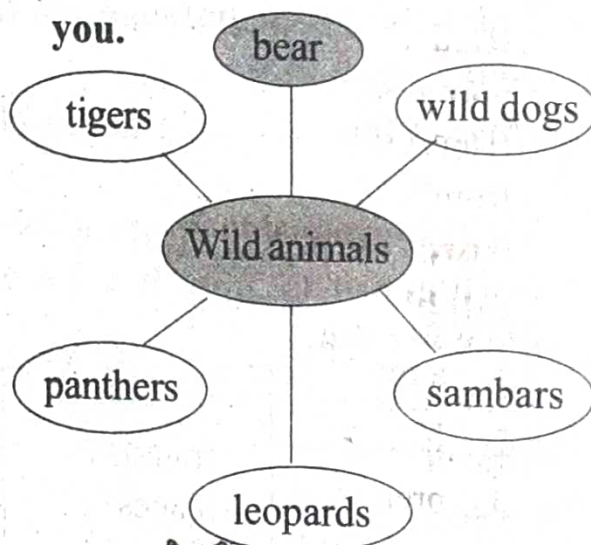
Arrange the words in alphabetical order.

1. eastern, glories, rocky, visited.
2. attraction, crocodiles, heard, special,
3. famous, sunrise, view, western.
4. bears, dogs, news, sambars.
5. appear, leopard, panther, tiger.

II. Read the passage given below from the lesson.

‘Soon after Bengali to English’.

Write the names of wild animals. One has been done for you.



III. Look at the following table and write at least five sentences. One has been done for you.

1. My mother took us to the nearest park.
2. My uncle took us to the nearest fields.
3. My sister took us to the nearest seashore.
4. My brother took us to the nearest riverbank.
5. My father took us to the nearest library.

IV. Your teacher will dictate some words. Write them.

1. rush
2. preparation
3. sweater
4. reach
5. comfortable
6. curve
7. breeze



WORK SHEET - 3.4

I. Read the given passage from your lesson.

'And at this a beautiful place'.

Write the plural form of the following words. One has been done for you.

Singular	Plural
friend	friends
place	places
hill	hills
parent	parents
sister	sisters

II. Read the given passage from your lesson.

'And at this a beautiful place'.
Now fill in the blanks.

1. a British woman
2. janaganamana
3. memories
4. ever lasting
5. wonderful

III. Look at the following table and write at least four sentences.

1. This is my wonderful trip to Horsley Hills.
2. This is my beautiful car.
3. This is my brother Shiva.
4. This is my pet dog Pinky.
5. This is my English textbook.

IV. Add 'ful' to the given words to form meaningful words and write them in the space given.

1. wonderful
2. colourful
3. joyful
4. peaceful
5. powerful
6. faithful

WORK SHEET - 3.5

IV. Read the following passage carefully.

1. About wild animals.
2. Bears, dogs, Sambars, leopards, panthers, and tigers.
3. His father took Hemanth to Madanepalle.

4. It is the place where our National Anthem translated from Bengali to English.

5. She is the British woman, composed a true to our National Anthem.

WORK SHEET - 3.6

I. Fill in the blanks with suitable words in the following. Use help box.

A fresh andcool..... breeze welcomed us into Andhra Ooty. When we got down from the car, a mesmerising..... scenery welcomed us. The whole area wascovered..... with green trees andcolourful..... flowers.

II. Match the words with suitable synonyms.

- | | | |
|------------|-------|--------------|
| 1. rush | (F) | A. joyful |
| 2 happy | (A) | B. ease |
| 3. early | (E) | C. fast |
| 4. quick | (C) | D. shrub |
| 5. comfort | (B) | E. initially |
| 6. bush | (D) | F. hurry |

III. Add the suffix '-less' or '-ment' to the following base words and make new words.

- careless
- helpless
- sleepless
- movement
- excitement
- commitment

WORK SHEET - 3.7

I. Read the sentences. Circle the adjectives.

- There is a long queue at the counter.
- The little girl is crying for mother.
- There are colourful flowers in the garden.
- Khasim is a Karate fighter.

II. Match the describing words under column 'A' with the naming words in column 'B' to make a meaningful expression.

A	B
Describing words	Naming words
1. sweet (E)	A. meal
2. delicious (A)	B. ball
3. round (B)	C. climate
4. cool (C)	D. skin
5. soft (D)	E. mango

III. Use the adjectives from the word box to complete the sentences.

- heavy
- helpful
- musical
- new
- difficult



WORK SHEET - 3.8

IV. Rewrite the following sentences using correct punctuation marks : a full stop (.), a question mark (?) or an exclamation mark (!)

- How old are you ?

2. How tall he is !
3. I live in Vijayawada.
4. What a nice girl she is !
5. Which class are you studying in?
6. I want to become a doctor.

II. Read the following and punctuate the sentences correctly.

1. "How is the weather in Horsley hills," asked Harsha.
2. it's really wonderful. we all enjoyed a fresh and cool breeze there.

WORK SHEET - 3.9

I. Read the following passage carefully.

1. 'Dindi' is the unexplored place according to the passage.
2. It is famous for the 'Backwaters of Andhra Pradesh'.
3. It has rustic charm, serene backwaters, vast lakes and palm fringed canals.
4. Yes, I visited.
5. 'jet ski ride' and 'rope walking' are the two adventurous

activities mentioned in the passage.

Read the lesson and answer the following questions?

1. Auto, train and car are the means of transport used by Hemanth's family.
2. Big and tall trees and dense bushes on either side of the road are the reasons for the cool weather of Horsley Hills.
3. In Horsley Hills the climate is cool and calm.
4. Gali Banda, Eastern and Western viewpoints, Mini-zoo and Madanapalle are the places. That the family visited during their trip.
5. It is the place where Rabindranath Tagore translated Janaganamana from Bengali to English and Mrs. Margaret Cousins, a British woman, composed a tune for our National Anthem.



WORK SHEET - 4.1

I. Read the given passage from your lesson.

'Vivekananda, the great
such stories'.

Now complete the following
words by supplying the missing
letters.

1. s m a l
2. f . a . . m . . i . . l y
3. d . . i . . v . . i . . n . . e
4. e . p . i . . c . .
5. c h l d r e n
6. b . . e . . s i d . . e . .
7. f . . a . . t h . . e . . r . .
8. m . . o . . t h e . . r . .



II. Read the paragraphs 1 & 2 from the lesson and fill in the blanks.

1. Simulia
2. Viswanath Dutta.
3. Narendra.
4. in singing and narrating stories from great epics.



III. Read the following words and fill in the missing letters.

l i s t e n i n g

l i s t e n i n g
l i s t e n i n g
l i s t e n i n g
l i s t i n i n g
l i s t e n i n g
l i s t e n i n g
l i s t e n i n g
l i s t e n i n g

n a r r a t i n g

n a r r a t i n g
n a r r a t i n g
n a r r a t i n g
n a r r a t i n g
n a r r a t i n g
n a r r a t i n g
n a r r a t i n g
n a r r a t i n g

s i n g i n g

s i n g i n g
s i n g i n g
s i n g i n g
s i n g i n g
s i n g i n g
s i n g i n g
s i n g i n g

WORK SHEET - 4.2

I. Read the given passage from your lesson.

'The childhood of Narendra
..... him any harm'.

Unscramble the letters and
make meaningful words. One
has been done for you.

2. courage

3. presence 4. active
6. animals 7. favourite
8. meditation 9. place

II. Read the paragraphs 2, 3 and 4 from the lesson and fill in the blanks.

1. active, lovely, and playful
2. loved
3. Ministers
4. little Buddha

III. Study the following table and write sentences.



1. His favourite game was hockey.
2. His favourite game was football.
3. His favourite game was kho - kho.
4. His favourite game was kabaddi.
5. His favourite game was cricket.

WORK SHEET - 4.3

I. Read the given passage from your lesson.

'Narendra was good he regretted it'.

Write the words in alphabetical order. One has been done for you.

1. correct, error, happen, mother, wrong
2. boy, even, made, school, sure.
3. feel, later, right, son, truth,

II. Read the paragraph given below from the lesson.
'Narendra was good he regretted it'.

Now fill in the blanks.

1. Correctly
2. to slap narendra
3. Geography
4. the truth
5. regretted

WORK SHEET - 4.4

I. Read the given passage from your lesson. Passage

'Narendra was a Sri Ramakrishna Paramahansa'.
Now match the synonyms.
One has been done for you.

brave	listening
began	attention
concentration	during
hearing	started
while	courageous

II. Study the following table and write sentences.

1. Narendra was an active boy.
2. Narendra was a brave boy.
3. Narendra was an intelligent boy.
4. Narendra was a courageous boy.
5. Narendra was a clever boy.

WORK SHEET - 4.5

I. Arrange the following events in the order of their occurrence. Mark 1 against the first event, 2 against the second event, 3 against the next and so on.

1 5 7 3 2
4 6

II. Read the following passage carefully.

Now, answer the following questions.

1. Simulia is the birth place of Vivekananda.
2. It is located in Kolkata.
3. It is because his name was too long to call.
4. His mother-narrated stories from epics to Narendra.

WORK SHEET - 4.6

I. Choose the contextual meaning of the underlined words in the following sentences.

1. B 2. A 3. B 4. C 5. A

II. Match the words in column A with their opposites in column B.

Column A

Column B

showcase	welcome
forget	conceal
regret	conspire
inspire	upset
intelligent	remember
console	stupid

WORK SHEET - 4.7

I. Fill in the blanks choosing the right preposition from the given options.

1. in 2. at 3. in 4. on 5. in

II. Fill in the blanks with suitable prepositions of time (at / in / on):

1. in 2. at 3. at 4. at 5. on
6. in 7. in

WORK SHEET - 4.8

I. Read and underline the prepositions of time in the following statements.

1. on 2. in 3. at 4. in 5. on

II. Make at least five meaningful sentences from the following table. Write them in the lines.

1. Mujeer meets his friends on Monday.
2. Our school bus comes here at 8 a.m.
3. My cousin will return in the morning.
4. Karthik goes for a walk at night.
5. He does his homework at sunset.

WORK SHEET - 4.9

I. Read the habitual actions of Mujeer.

Now, write your habitual actions using the clues given.

1. I wake up daily at 6 a.m.
2. I take bath 7.00 a.m.
3. I brush my teeth in the morning.
4. I go to school at 8.30 a.m.
5. I play games daily in the evening.

II. Your teacher will dictate some words. Write them.

1. idea 2. dream 3. success
4. divine 5. courage

WORK SHEET - 4.10

I. Write a biographical sketch of Jyothirao Phule with the help of the hints given below.

I. Jyothi Rao phule, the great social reformer was born on 11th April 1827 to Govindarao and Chinnabai in Katgun. His wife was Savitribai Phule. He was also an Educationist. He got an award "Mahatma". He died on 28th November 1890 in Pune.

II. Naredra was good at studies as well as games. He listened to the teacher carefully. He

could remember whatever was taught by the teacher, he never forget anything even if he listened to it only once.

Read the lesson and answer the following questions?

1. Narendranath Dutta and Bhuvaneswari Devi.
2. He was born on 12th January, 1863.
3. He was called as Narendra in his childhood.
4. He said that, he didn't committed any error, he was sure that he is right.
5. She said that not to worry if you are correct.
6. Because he didn't see the Ghost.
7. Bhagavadgeeta and Sri Ramakrishna Paramahamsa inspired him.

Check Point - 2 (Lesson - III, IV

I. Read the following passage. Answer the following questions in one sentence each.

1. Bhagavadgita and Sri Ramakrishna Paramahamsa.
2. Narendra's nature of fearlessness, love for mankind and concentration.
3. hate.
4. Swamy Vivekananda.
5. It is because of his great spiritual qualities.

II. Match the words with the suitable synonyms given below.

- | A | B |
|------------------------|--------------|
| 1. Concentration (D) | A. quickly |
| 2. Love (E) | B. joyful |
| 3. Happy (B) | C. fast |
| 4. Quick (C) | D. attention |
| 5. Hurriedly (A) | E. affection |

III. Rewrite the sentences given below adding a full stop (.), a question mark (?) or an exclamation mark (!), wherever necessary.

1. How old are you ?
2. What a beautiful rainbow it is !
3. I live in Ongole.
4. I want to become an I.A.S. officer.
5. How beautiful this garden is !

IV. Write a short paragraph describing a place you have visited.

Bhavani Island is a well known tourist spot in Vijayawada. We feel a cool breeze and enjoy looking at the great nature. We see many good looking sceneries there. The water around the island is very pleasant. It is the place for lots of fun and enjoyment. * ● *

WORK SHEET - 5.1

I. Read the given passage from your lesson.

'Abhiram was a fisherman with a huge garden.'

Match the words to get meaningful phrases and write down in the place given.

1. little hut
2. empty handed
3. golden fish
4. strange thing
5. foolish man



Now, fill in the blanks with suitable words or phrases.

1. golden
2. sea
3. greedy, unkind
4. sea, fish
5. fish



II. Look at the following table and write at least five sentences. One has been done for you.

1. Let me know your problem.
2. Let me go home.
3. Let me go for lunch.
4. Let me tell you about this book.
5. Let me tell you a joke.

IV. Listen to the teacher carefully and write down the words dictated by your teacher.

- | | | |
|--------|---------|-------|
| little | strange | speak |
| greedy | throne | proud |

WORK SHEET - 5.2

I. Read the given passage from your lesson.

'So, Abhiram went back your wish is granted.'

Pick out the words from that passage that have these letters as a part of them.

- | | |
|--------|---------|
| know | grant |
| little | another |

Now, fill in the blanks with suitable words or phrases.

1. house, huge garden
2. home, wish
3. waves
4. wife

II. Look at the following table and write sentences. One has been done for you.

1. I want to live in a palace.
2. I want to play cricket.
3. I want to talk to you.
4. I want to go to school.

WORK SHEET - 5.3

I. Read the given passage from your lesson. Passage

'Abhiram went back home "Go to the fish at once!" she shouted.' Now fill in the blanks with suitable words or phrases.

1. beautiful
2. gold diamonds
3. sea 4. Abhiram
5. crown

II. Write the words starting with 'w' One has been done for you.

Went

What

Wore

Want

Wish

Fill in the blanks with suitable missing letters.

1. p a l . . . c . . .
2. b e a . u . t . i . f u . l .
3. e n . o . u . g . h
4. . . a . n g . r . y
5. l i s . t . . . e . n
6. p . r . o . u . d l . y .



WORK SHEET - 5.4

I. Read the given passage from your lesson.

'Abhiram went back to see in that hut once again'.

Now, fill in the blanks with suitable words or phrases.

1. storm
2. angry, serious
3. tail
4. palace
5. greed

II. Number the given sentences in the order in which they occur in the story.

- | | | | |
|------|------|------|------|
| a. 1 | b. 6 | c. 3 | d. 5 |
| e. 4 | f. 7 | g. 2 | h. 8 |

WORK SHEET - 5.5

I. Read the following passage carefully.

Answer the following questions.

1. a 2. c 3. b 4. b 5. a

II. Circle True or False based on the story.

- | | |
|----------|----------|
| 1. False | 2. True |
| 3. False | 4. False |
| 5. true | 6. true |

III. Put the words in the right order and make meaningful sentences.

1. He lived with his wife in a little hut.
2. Abhiram went a home empty-handed.
3. Why did you let the fish go?
4. This is not enough for me.
5. I want to be the ruler of the sea.

WORK SHEET - 5.6

I. Make as many words as you can by connecting the letters given in the circle.

You have to connect them using 'ea'. One is shown for you.

- | | | |
|-----------|---------|-----------|
| 1. speak | 2. dear | 3. appear |
| 4. please | 5. heat | 6. neat |
| 7. reach | cheat | |

II. Find and circle the odd one.

1. net 2. water
3. chair 4. school
5. heat

III. Choose and write the suitable opposite words.

1. dislike 2. unkind
3. fearless 4. never
5. hopeless 6. last
7. unclean 8. disagree

IV. First word is given in the following table. Begin the next word with the last letter of the previous word and so on.

2. ear rose elephant train
3. tiger ring goat tub
4. apple emu umbrella ant
5. tap peacock kite eagle

V. Arrange the jumbled letters in an order to form a meaningful word.

1. wife 2. garden
3. palace 4. throme
5. crown

WORK SHEET - 5.7

I. Match the present tense form verbs with their past tense form verbs.

Present tense

live
surprise
happen
ask
pass
look
call
grant

Past tense

granted
called
looked
passed
lived
asked
happened
surprised

II. Complete these sentences with the past tense (regular) form of the verbs given in brackets.

1. Painted 2. played
3. clapped 4. watched
5. visited

III. Complete the table with the correct (irregular) past tense form verbs.

<u>Present tense</u>	<u>Past tense (irregular)</u>
catch	caught
give	gave
eat	ate
go	went
take	took
see	saw
come	came
speak	spoke

IV. Choose the right word to complete each sentence.

1. came
2. told
3. won
4. bought
5. said. knew



WORK SHEET - 5.8

I. Rewrite the below passage using the following punctuation marks. Full stop (.), comma (,), question mark (?) and inverted commas ("....."), wherever necessary.

The fish looked angry and serious. "What is it, now?" "My wife wants to be the ruler of the sea," said Abhiram in a low voice.

II. Read the following sentences taken from the story.

Abhiram would feel bad about his wife's greediness. He would feel disappointed to live in that hut again. He would think that all his hard work has gone waste.

WORK SHEET - 5.9

I. Read the following.

Now, complete the conversation between Abhiram and the golden fish.

Abhiram : Will you please grant me a wish?

Golden fish : Yes, but only on the condition that you want cause any harm to me.

Abhiram : No, I will never harm you.

Golden fish : Ok! Then ask me your wish.

WORK SHEET - 5.10

I. Read the following story carefully.

Choose the correct option and write it in the given brackets.

1. c 2. b 3. b

Read the lesson and answer the following questions?

1. Who was the king of Gandhara ?

Vidhyadhara was the king of Gandhara.

2. What was he fond of?

The king was fond of gardening.

3. What did the king distribute to the children in his kingdom?

The king distribute the seeds to the children.

4. Did Pingala's seed sprout ?

No, the seed didn't sprout.

5. Why did the seed not sprout?

Because the seed is roasted.

6. How did the other children make their seed sprout?

They replace the given seed with another one.



6

THE SEED OF TRUTH

UNIT

WORK SHEET - 6.1

I. Read the given passage from the lesson.

'Vidhyadhara was the to make an announcement.'

Now complete the following words by supplying the missing letters.

1. king
2. seed
3. wise
4. plant
5. spent
6. prince
7. children
8. minister



II. Observe the following table and write sentences.

1. He spent a lot of time in garden.
2. Dhanush spent a lot of time in school.
3. Ravi spent a lot of time in library.
4. Varshini spent a lot of time in writing.
5. Vihaan spent a lot of time in walking.

WORK SHEET - 6.2

I. Read the given passage from the lesson.

'The next day..... watching them sadly.'

Now write the plurals to the following words.

- | | |
|------------|------------|
| 1. days | 6. pots |
| 2. parents | 7. weeks |
| 3. seeds | 8. months |
| 4. goats | 9. plants |
| 5. sprouts | 10. farmer |

II. Observe the following table and write at least four sentences

1. Pingala got a seed from the king.
2. Ravi got a letter from the post man.
3. Rahul got an appointment from the government.
4. Ayan got good marks in the examination.
5. Krishna got a pat from his teacher.

WORK SHEET - 6.3

I. Read the given passage from the lesson.

'Pingala's father observed.... not at all happy.'

Pick out the words from the passage having the following words as part of them

- | | |
|-----------|-------------|
| 1. least | 2. sprout |
| 3. will | 4. gathered |
| 5. plants | |

II. Read the given passage from the lesson.

'Pingala's father observed.... not at all happy.'

Now fill in the blanks :

- | | |
|-------------|------------|
| 1. sprout | 2. Pingala |
| 3. children | 4. looked |
| 5. faces | 6. happy |

WORK SHEET - 6.4

I. Read the given passage from the lesson. 'At the end of the line..... kingdom justly'.

Unscramble the letters and make meaningful words. One has been done for you

- | | |
|------------|-----------|
| 1. empty | 2. plant |
| 3. manure | 4. crown |
| 5. kingdom | 6. honest |

II. Read the given passage from the lesson. 'Pingala's father observed.... not at all happy'.

Now fill in the blanks

- | | |
|----------|---------------|
| 1. line | 2. forgive me |
| 3. smile | 4. justly |
| 5. sad | |

III. Observe the following table and write sentences

1. I tried my best to grow the seed
2. I tried my best to learn english.
3. I tried my best to learn Hindi.

4. I tried my best to grow plants well.

5. I tried my best to avoid mistakes.

IV. Add 'ness' to form meaningful words and write them in the space given.

1. goodness
2. kindness
3. hardness
4. weakness
5. softness

WORK SHEET - 6.5

I. Read the following passage and answer the question.

1. Pingala said these words.
2. The given seeds were roasted.
3. The king hugged Pingala.
4. Pingala is the honest boy in this story.
5. Pingala became the prince.

WORK SHEET - 6.6

I. Add a suitable prefix(un-dis-il-im- in-) to the base word to get opposite words

1. disadvantage
2. invisible
3. immoral
4. illegal
5. impolite
6. unavailable

II. Circle the words which are opposites to the underlined words.

1. Unexpected
2. Impossible
3. Incompleted
4. disobey
5. impolite

III. Add prefix 'mis' and write the opposite words for the following. One is done for you. Prefix 'mis' opposite words .

1. mislead
2. misunderstand
3. misuse
4. misbehave
5. misfortune

WORK SHEET - 6.7

I. Choose the right option

1. a 2. b 3. b 4. c

II. Write as many sentences as you can by using the following table.

1. He will play cricket.
2. Abhi will sing songs.
3. Muzeeb will play cricket.
4. Kavitha will sing songs.
5. They will draw a picture.

III. Convert the following sentences into negative by adding 'not' after 'will'

1. Gopi will not teach a lesson.
2. Vikram will not pay the tax tomorrow.
3. Ashok will not go to chennai next week.
4. Latha will not get the first prize.
5. Sekhar will not solve the problem.

IV. Change the following sentences into questions by placing 'will' before the subject.

1. Will Rehman compose music?
2. Will sita make a doll?
3. Will Madhu teach a lesson?

4. Will they win the match?

5. Will she write a novel?

WORK SHEET - 6.8

I. Prepare an invitation for the science exhibition/food mela planned to conduct in your school using the given clues.

INVITATION

to

SCIENCE EXHIBITION

A creative programme for children

Date : January 25-28

Venue: Model primary school,
Vijayawada.

Chief Guest: District educational
Officer

children prepare beautiful models
using different material.

Number the following sentences in a sequential order.

- a. 6 b. 1 c. 5
d. 3 e. 4 f. 2

WORK SHEET - 6.9

I. Read the following passage carefully and answer the given statements are true or false. Put a tick mark.

1. True
2. False
3. False
4. True
5. False



II. Read the lesson and answer the following questions:

1. It gives us pleasant food.
2. It causes drought.

3. Feel a need to drink something.
4. Rain makes the green herb lift up its head.
5. Head

Check Point - 3 (Lesson - V, VI

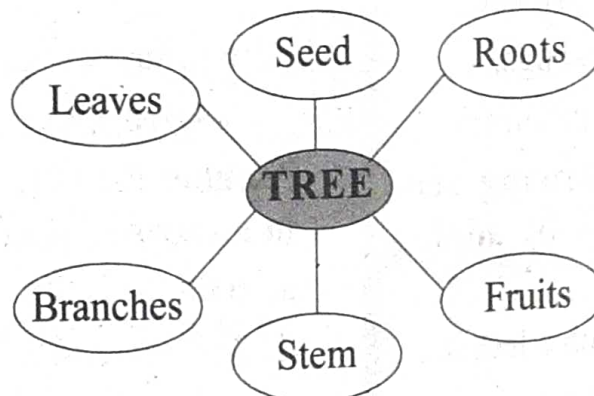
I. Read the following passage carefully.

1. The king hugged Pingala to show his happiness for Pingala's honesty.
2. The king gave everyone roasted seeds to test their honesty.
3. A person with honesty can rule the kingdom.
4. The king said these words.
5. Honesty is the best policy.

II. Make any five meaningful words using the letters from the word "FISHERMAN"

1. Man
2. Ear
3. Fish
4. Name
5. Hen

III. Complete the boxes with the words related to 'Tree'. One is done for you.



IV. Fill in the blanks with the right verb forms of simple future tense.

1. will come
2. will talk
3. will meet
4. will visit
5. will discuss

V. Now complete the conversation between Abhiram and his wife.

1. "Are you happyy ,now"?
2. Now I want to be the ruler of the sea.
3. "What are you asking for? It is not right".
4. "Go to the fish at once!"
5. I will go.



7

BIRBAL CAUGHT THE THIEF

UNIT

WORK SHEET - 7.1

I. Read the given passage from the lesson. 'Once there was.... find his lost diamonds'.

Write the plurals to the following words .

1. days 2. houses 3. servants
4. rooms 5. sticks

II. Now fill in the blanks.

1. merchant 2. servants
3. diamonds 4. minister
5. servants

III. Observe the following table and write the sentences in the space provided.

1. Kamala had many servants in her house.
2. They had many problems to solve.
3. The tree had many branches on it.
4. We had many pages to read.

WORK SHEET - 7.2

I. Read the given passage from the lesson.

'The next day, Birbal.... tomorrow with your sticks'

Now write 'Five' and 'six' letter words in the given table. One has been done for you.

Five letters

1. house

2. asked

Six letters

1. denied

2. Birbal

3. night

4. again

3. stolen

4. length

II. Now fill in the blanks

1. moment 2. merchant's
3. equal length 4. the thief

III. Observe the following table and write the sentences in the space provided.

1. Ramya is one of the cleverest students in the class.
2. India is one of the biggest countries in the world.
3. Sameera is one of the finest girls in the class.
4. It is one of the oldest trees in our town.

WORK SHEET - 7.3

I. Read the given passage from the lesson.

'The next day, Birbal... tomorrow with your sticks'

Write the following words in alphabetical order .

1. again, denied, diamond, previous, stolen

2. equal, length, magic, moment, stick.

3. grown, laugh, stick, thief, tomorrow.

4. again, find, present, real, should

II. Observe the following table and write the sentences in the space provided.

1. I can teach him a lesson.
2. We can solve the problem.
3. He can succeed in his life.
4. She can meet tomorrow.

WORK SHEET - 7.4

I. Read the given passage from the lesson.

'All the servants went.... would grow longer by two inches'.

Now write the meanings to the following words with the help of dictionary.

1. collect
2. A person who works at home
3. loud cry
4. a person who trades
5. be afraid of something
6. increase in height

II. Now fill in the blanks

1. sticks 2. thief 3. Birbal's

III. Observe the following table and write the sentences in the space provided.

1. Birbal gave each one a magic stick.
2. She met each one to request for help.
3. The teacher selected each one for the team.
4. I congratulated each one on their success.

WORK SHEET - 7.5

I. Arrange the following events in the order of their occurrence. Mark 1 against the first event, 2 against the second event the next and so on

1. 2 2. 6 3. 4 4. 5 5. 1
6. 7 7. 8 8. 3

WORK SHEET - 7.6

I. Match the words in column A with their opposites in column B.

Column A

Column B

- | | |
|------------|------------|
| 1. rich | 1. few |
| 2. equal | 2. poor |
| 3. many | 3. unequal |
| 4. shorter | 4. exit |
| 5. enter | 5. longer |
| 6. quietly | 6. master |
| 7. here | 7. noisily |
| 8. servant | 8. there |

II. Write as many words as possible using the letters from the word 'Merchant' one is done for you.

1. ant 2. hat 3. rat
4. cat 5. mat 6. tea
7. ear 8. rent 9. ten
10. men

WORK SHEET - 7.7

I. Fill in the blanks with the past continuous form of the verb using the verbs given in the brackets

1. were going
2. was examining
3. was climbing
4. was doing.



II. Fill in the blanks with the suitable forms of verbs

1. were 2. was 3. is 4. are

III. Write a few sentences from the information given in the table

1. Ranga is playing cricket in the stadium.
2. We are writing an examination.
3. Students are coming from school.
4. She was studying 4th class.
5. You were watching movie with friends.

IV. Fill in the blanks with the right form of the verbs given in brackets.

1. lived 2. entered
3. closed 4. wrote 5. opened

WORK SHEET - 7.8

I. Rewrite the sentences using apostrophe wherever needed.

1. The headmaster won't attend the meeting.
2. Aren't you coming today with me?
3. Kiran's best friend is kamala's brother.
4. Are you sure you're ready to swim in the neighbours pool.
5. We didn't meet Rama's friends at park.
6. The boy can't run faster than you.
7. It's important to tell your mother when you'll be at home.

WORK SHEET - 7.9

I. Read the following passage and rewrite it with correct punctuation and use capital letters wherever necessary.

Today is a beautiful day. Our family visited Kolleru bird sanctuary.

It's a nice place. Birds are very beautiful. We met Ravi's friends there and enjoyed a lot. It's a nice trip.

II. Describe a place. Read the following hints and write a description of Bus stand

Bus stand is a place where the buses stop. There are many shops around a bus stop. A timetable is followed by the buses. The passengers get into the buses on the platform. There are pots in which drinking water is available. Passengers go from place to place in the buses. The conductor gives the tickets

WORK SHEET - 7.10

I. Answer the following question:

1. The salt seller carried the salt bag on the donkey.
2. The salt bag became light when dissolved in water.
3. The salt seller loaded the bag with cotton.
4. The donkey played this trick because it was easy and light to carry.
5. The cotton bag become heavy when dipped into water.

II. Read the lesson and answer the following questions :

1. He lived in a small village.
2. One of the servants in his home stole the diamonds.
3. He went to the court to know the thief.
4. It was because Birbal was a wise minister.
5. He cut his stick by two inches during night.



8

THE TREE AND THE RIVER

UNIT

WORK SHEET - 8.1

I. Read the given passage from your lesson.

'The tree and the river.....let us see what happened.'

Now fill in the blanks with suitable words or phrases.

1. tree, river
2. fish, wildlife, insects
3. happiness, sorrows
4. cool

II. Find the plural forms of the following words.

Plural

friends
insects
streams
days
things



III. Pick up at least six words which have the double consonants or vowels. One has been done for you.

sorrows
happiness
too
discussed
matter
approach

WORK SHEET - 8.2

I. Read the given passage from your lesson.

'One day the treefor the solution.'

Now, fill in the blanks with suitable words or phrases.

1. river
2. waste,
3. waste
4. green club

II. Pick the words from the passage that have these letters as a part of them.

tears chocking
friend without

III. Observe the following table and write sentences.

1. I am going to read English.
2. I am going to play cricket.
4. I am going to drink water.
5. I am going to visit my grandparents.

WORK SHEET - 8.3

I. Read the given passage from your lesson. Passage

'Now read further.....Yours faithfully, Tree and the River.'

Now fill in the blanks with suitable words or phrases.

1. Green club

2. people
3. alive
4. request

II. Complete the following words by supplying the missing letters.

1. thought
2. attention
3. request
4. alive
5. volunteers
6. problem
7. faithfully
8. people

III. Write the following words in alphabetical order.

club, dear, green, letter, waste cut, dump, help, stay, want

WORK SHEET - 8.4

I. Read the given passage from your lesson.

'The green club volunteersby writing another letter.'

Now, fill in the blanks with suitable words or phrases.

1. seriously
2. fresh, happy
3. green volunteers
4. The green
5. thankful

II. Unscramble the letters and make meaningful words.

1. clean
2. became



3. change
4. happy
5. fresh
6. thankful
7. green

III. Arrange the following words in alphabetical order.

- a) clean, green, river, them, took
- b) also, both, issue, letter, mass

WORK SHEET - 8.5

I. Reading comprehension.

Read the following passage taken from the story 'The Tree and the River'.

1. The tree and the river were the two friends in the passage.
2. It is because everyone is dumping waste into it.
3. It is because, the waste is chocking the river.
4. Yes, because people are cutting down the trees.
5. Show pity.

WORK SHEET - 8.6

I. Arrange the following words in alphabetical order.

1. recycle reduce reuse river
2. sand sapling soon sun
3. danger difference drought dying

II. Look up these words in a dictionary. Write their meanings.

1. sadness
2. refuge
3. wild animals of region
4. small narrow river

IV. Match the words in column A with the correct words in column B.

A		B
1. heavy	[e]	a. wind
2. strong	[a]	b. sun
3. green	[d]	c. number
4. lucky	[c]	d. leaves
5. bright	[b]	e. rain

III. Write anagrams for the following words.

- | | |
|---------|-----------|
| 1. pat | 2. listen |
| 3. dear | 4. lamp |
| 5. near | |

IV. Replace the following expressions with a single/one word.

2. c l u b
3. g o r b a g e
4. d u s t b i n
5. s t r e e m

V. Write anagrams for the following words.

A		B
1. dump	[d]	a. environment
2. protect	[a]	b. actions
3. share	[e]	c. sweat
4. take	[b]	d. waste
5. wipe	[c]	e. happiness

WORK SHEET - 8.7

I. Fill in the blanks with the suitable adverbs.

- | | |
|-------------|--------------|
| 1. gently | 2. sweetly |
| 3. silently | 4. carefully |
| 5. happily | |

II. Choose the suitable adverbs from the given options to complete each sentence.

1. there
2. everywhere
3. nearby
4. outside
5. there



III. Read the following sentences.

I'll complete the homework. I will go to the movie.

The meaning of these sentences can be expressed using linkers.

Now, choose the sentence that has correct linkers/sequencers and write down.

First, I'll complete the homework and then go to the movie.

IV. Complete the following passage with suitable linkers given in the box.

First, Then, After that, finally

WORK SHEET - 8.8

I. Complete the blanks with appropriate punctuation marks in the following table.

Student Activity.

II. Complete the blanks with appropriate punctuation marks in the following table.

1. Ramu is crying in the class.
2. Are they friends ?
3. They shared their happiness.
4. Keep your's surroundings clean and green.
5. How great that news is !

III. You have planted a tree on your birthday. Write a letter to your friend describing this activity to your friend.

Date : 15-03-2020,

Place : Vizg.

Dear Geetha,

How are you? I hope everything is going well. We are all safe there. I am very happy to share you that, I planted a tree for my birthday this year. It is a good idea to grow plants. I hope you do it and advice the same to your friends.

Thank you.

Yours lovingly,

Hanuma Sree.

IV. DICTATION: Listen to the teacher carefully and write down the paragraph dictated by her/him.

The king arrived and looked at the plants. The children gathered in the courtyard of the palace with flowery pots. Red, blue, yellow.... The courtyard had turned into a beautiful garden.

WORK SHEET - 8.9

I. Write a few sentences describing the following picture in your own words.

Give it a title too.

"THE TREE AND THE CHILDREN"

1. There is a big tree surrounded by a pond.
2. The children are playing around the tree.
3. They are making sand houses under the shade of the tree.
4. Many houses are also present around the tree.
5. The weather is beautiful to watch.

WORK SHEET - 8.10

I. Read the following poster.

1. (T) 2. (T) 3. (F)
4. (T) 5. (F) 6. (T)

Read the lesson and answer the following questions?

1. Tree and the River are taking to each other.
2. The river in the story feeling that, all the waste is dumping in it.
3. Because they were good friends.
4. They conveyed the problem by writing a letter.
5. Through the Green volunteers.
6. Planting plants and keeping surroundings clean.

* * *

Check Point - 4 (Lesson - VII, VIII)

I. Read the following passage taken from the story 'The Tree and River'.

Tick (✓) the correct choice.

1. c 2. b 3. c 4. b

II. Vocabulary

Write anagrams for the following words.

- | | |
|----------|-----------|
| 1. lake | 2. silent |
| 3. earth | 4. lamp |
| 5. wings | |

III. Grammar :

A. Fill in the blanks with the verb form of the past continuous tense.

1. Was watering

2. Was drawing
3. Was decorating
4. Was marking
5. Was playing

B. Fill in the blanks with the right verb form that agrees with the subject.

1. are
2. have
3. was
4. have
5. are

IV. Writing :

Describe your classroom using the following hints'.

Our classroom is very big. It has 30 students. There are many maps and charts all over the classroom. There is a black board. The teacher uses it to write and teach lessons. We get fresh air from the windows of our classroom. It looks neat and beautiful.

