

Blossoms




Workbook

5

Free distribution by Samagra Shiksha, Government of Andhra Pradesh



State Council of Educational Research and Training
Andhra Pradesh



Seven Continents

Asia
 Africa
 Europe
 North America
 South America
 Australia
 Antarctica



Oceans


Pacific Ocean
 Atlantic Ocean
 Indian Ocean
 Southern Ocean
 Arctic Ocean

Planets



Mercury
 Venus
 Earth
 Mars

Jupiter
 Saturn
 Uranus
 Neptune



Important Days

Day	Importance
January 26	Republic Day
February 28	National Science Day (Birth Anniversary of C.V.Raman)
March 8	International Women's Day
April 7	World Health Day
May 1	International Labour Day
June 5	World Environment Day
July 11	World Population Day
August 15	Independence Day
September 5	Teachers Day (Birth Anniversary of Sarvepalli Radhakrishnan)
October 2	Mahatma Gandhi Birthday
November 14	Children's Day (Birth Anniversary of Jawaharlal Nehru)
December 10	Human Rights Day

BLOSSOMS - 5

Class - 5

Workbook Development Committee

Sri. S. Suresh Kumar IAS
Commissioner of School Education & State Project
Director, SS, AP, Amaravati.

Smt. Vetriselvi. K IAS
Special Officer, English Medium Project, O/o CSE-
AP, Amaravati.

Dr. B. Pratap Reddy MA., B.Ed., Ph.D.
Director, SCERT, AP, Amaravati.

Sri K. Ravindranath Reddy MA., B.Ed.
Director, Govt. Textbook Press, AP, Amaravati.

Editors

Dr. Vennalakanti Prakasam Prof. (Retd.)
English and Foreign Languages University, Hyderabad

Dr. K. N. Shoba M.A., M.Phil., Ph.D (English), M.A. (Edn.)
Asst. Professor, Anna University, Chennai.

Dr. A. Rama Krishna Rao
Lecturer, DIET, Bommuru, East Godavari.

Dr. T. Swarupa Rani M.Sc., M.Ed., M.Phil., Ph.D.
Dean, Faculty of Education, Acharya Nagarjuna University.

Co-ordinator

Dr. T. V. S. Ramesh M.Sc., M.Ed., Ph.D.
Dept. of C&T, SCERT, AP.

Authors

Dr. N. Peraiah SA (English)
ZPHS P.N. Varam, Veligandla,
Prakasam Dist.

Sri G. Sreenivasa Rao SA
(English) Assessment Cell,
SCERT

Smt. T. Vijaya Lakshmi SGT
MPPS (HW) Alluru,
Veerulapadu (M), Krishna Dist.

Smt. R. Madalasa SGT
MPPS Dannasipalli,
Rajampet (M), Kadapa Dist.

Smt. V. V. S. S. Naga Lakshmi
SGT, Municipal EM School
(10th Ward), Narasapur, W.G. Dist.

Sri A.S.R.K. Prasad SGT
MPPS Nissanka Durgam,
Karveti Nagar (M), Chittoor Dt.

Sri M. Vijaya Bhaskar
P.S.H.M. MPPS (H.W.),
Gonegandla (M), Kurnool Dist.

Smt. M. Rachana SA (English)
Govt. High School, Rajampet,
Kadapa Dist.

Smt. K. Mohanambal SGT
MPPS Palace Extension, Kuppam
Mandal, Chittoor Dist.

Sri S.S. Srinivas
MPPS, Kopperapalem,
Ballikurava (M), Prakasam Dist.

Sri B. Madhusudhan SGT
MPUPS Neliparthi, Salur (M),
Vizianagaram Dist.

Sri V. Johnson
Retd. SA. English, Vijayawada,
Krishna Dist.

Artist

Uttam

DTP & Designing

Lasya Graphics, Vijayawada.

Published by Samagra Shiksha, Government of Andhra Pradesh, Amaravati.



© Government of Andhra Pradesh, Amaravati

First Published 2020

New Impression - 2021, 2022, 2023

All rights reserved

No part of this publication may be reproduced, stored in a retrieval system, or transmitted, in any form or by any means without the prior permission in writing of the publisher, nor be otherwise circulated in any form of binding or cover other than that in which it is published and without a similar condition including this condition being imposed on the subsequent purchaser.

The copy right holder of this book is the Commissioner of School Education, Amaravati, Andhra Pradesh.

This book has been printed on 70 G.S.M. SS Maplitho
Title Page 200 G.S.M. Multi Layer MG Board

Free distribution by Samagra Shiksha, Government of Andhra Pradesh

Printed in India
at the A.P. Govt. Text Book Press
Amaravati
Andhra Pradesh

Foreword

English is widely used International Language. It is regarded as the second language to be taught in our schools. In order to acquire sound command knowledge of this language, all the linguistic skills should be mastered with proper attention, enthusiasm and continuous practice. 'Practice makes things perfect.' The Government has taken up curricular reforms with a view to strengthening the learning skills of children. Meticulous steps have been taken in designing Workbooks to reinforce what the children learnt from the textbook.

Worksheets incorporated in this Workbook are learner-centered, created with the intention of developing independent learning abilities in the children. There is an explicit unit - wise link between the Textbook and the Workbook. Different segments of a lesson are organized to take the learner along the path of learning correlating and relearning different aspects of the topic chosen. This Workbook also provides an opportunity to the teacher to easily handle the learners of multi grade classes. Resource management could be sufficiently and efficiently done in the Multi Grade and Multi Level class rooms. All the worksheets promote imaginative and critical thinking abilities among the children and reinforce the learning objectives. Bilingual instructions are also given to the learners for self-learning. Empty double ruled pages are given to avoid additional notebooks thus decreasing the weight of the school bag. Holistically this Workbook aims to strengthen the ability of the learners to use the language.

We are grateful to our Honourable Chief Minister Sri Y.S Jagan Mohan Reddy for being our source of inspiration to carry out this extensive reform in the education department. We extend our heartfelt gratitude to Sri Botcha Satyanarayana, Honourable Minister of Education for striving towards qualitative education. Our special thanks to Sri Budithi Rajsekhar, IAS, Special Chief Secretary, School Education, Sri. S. Suresh Kumar, IAS, Commissioner of School Education & State Project Director, SS, Smt. Vetriselvi.K, IAS, Special Officer, English Medium Project for their constant motivation and guidance.

We convey our thanks to the expert team. We also thank our Workbook writers, editors and layout designers for their contribution in the development of this Workbook. We invite constructive feedback from the teachers and parents for further refinement of the Workbook.

Dr. B. Pratap Reddy
Director
SCERT – Andhra Pradesh

Dear Teachers!

- This Workbook has been specially designed for the students of class 5.
- Role of the teacher is expected to be that of a facilitator, working to help students in learning the English language.
- Activities are aimed at acquiring the basic language skills and academic standards. This is to help learners learn the language by providing ample practice.
- Every worksheet is connected to every component of the lesson in such a way that the learners make use of their knowledge that they learnt in the textbook to do the tasks in the Workbook.
- Four suggestive segments are given as four foundational learning worksheets.
- All the lessons have various components namely Reading, Vocabulary, Grammar and Writing. Every lesson has been provided with both textual and thematic unseen passages to develop Reading Comprehension skills among the learners.
- The activities given in the Workbook are suggestive. They may be modified as per the needs of the learners.
- This Workbook is helpful for Multi-Grade teaching. It is a powerful tool to counter the time management problems of a Multi-Grade teacher.
- It is expected that the conversation will take place in English especially while conducting the activities given in the Workbook. However, mother tongue may be used wherever necessary.
- It is helpful for the teacher to identify the areas where the learners need additional support and thus you can work for remedial coaching. It is mandatory to check the worksheet activities and do the signature.
- After evaluating each worksheet, tick the smiley to encourage the students.
- The objective of this Workbook is to make the students to work individually.
- Worksheets can be helpful for the students for self-learning and it is a great tool for you to assess the students for Formative Assessment in CCE.
- Check Points have been given at the end of every unit to assess the progress made by the students.

Happy teaching!

Dear Parents!

- The activities of the worksheet will be answered in the classroom by the students. Encourage your children to do the activities at home whenever necessary.
- It is a self-learning book which could assess student's learning levels and also helpful to you to know your children's progress.
- Workbooks are decreasing your children's bag weight and there is no need of buying additional notebooks.
- Workbook is to make the Teaching-Learning Process fruitful, if you are also committed to encourage your children in a suggested way.
- Based on the remark of the teacher at the end of the page, the performance of the student may be understood.
- Join your hands in promoting your children's self-learning. **Happy supporting!**

Contents

Unit	Lesson	Month	Page No.
1.	Mallika Goes to School!	June-July	1 - 22
2.	My Sweet Memories	August	23 - 40
3.	The Necklace	September	41 - 56
4.	Kalam with Children	Sep-Oct	57 - 75
5.	The Wondrous Women	November	76 - 93
6.	The Wise Judgement	December	94 - 111
7.	Kabaddi... Kabaddi... Kabaddi...	January	112 - 127
8.	A Birthday Letter	February	128 - 147






1

1. Mallika Goes to School!

Worksheet 1.1

Date

I. Match the pictures in box 'A' with the words in box 'B'. జతపరచండి.

BOX - A	BOX - B
	school
	forest
	window
	hill
	road

II. Write down the missing letters. పూరించండి.

1. s _ _ h o o l

2. w _ _ n d o w

3. f o _ _ e _ _ t

4. h _ _ l l

5. r _ _ a d


6. h _ _ m e

7. d _ _ _ r

8. c _ _ o u d

9. t _ _ e e


10. c _ _ a i r



Poor



Fair



Average



Good



Excellent

Signature of the Teacher

1

1

1. Mallika Goes to School!

Worksheet 1.2

Date

I. Here are some words from your reading text. Arrange them in alphabetical order. One has been done for you. కింది పదాలను English అక్షరక్రమంలో రాయండి.

1. birthday
2. _____
3. _____
4. _____
5. _____
6. _____
7. _____
8. _____
9. _____
10. _____

today eagerly

welcoming paved

narrow dawn

birthday festival

special

reach



II. Copy the following words.

school window forest

2



Poor



Fair



Average



Good



Excellent

Signature of the Teacher

1

1. Mallika Goes to School!

Worksheet 1.3

Date

I. Read the following words and fill the missing letters. పూరించండి.

s p e c i a l	b i r t h d a y
s p _ c i a l	b i r _ h d a y
s p e _ i a l	b i r t _ d a y
s p e c _ a l	b i r t h _ a y
s p e c i _ l	b i r t h d _ y
s p e c i a _	b i r t h d a _
_____	_____



II. Copy the following words.


today eagerly dawn



Poor



Fair



Average



Good



Excellent

Signature of the Teacher

3

1

1. Mallika Goes to School!

Worksheet 1.4

Date

I. Circle the action words (verbs) and write down in the spaces provided.

కింది verbs ను గుర్తించి ఖాళీలలో రాయండి.

resides

walk

brother

weave

school

draw

see

family

paint

house

grow

came

1. _____
2. _____
3. _____
4. _____
5. _____
6. _____
7. _____
8. _____



II. Read the following words and fill in the missing letters. కింది పదాలను చదివి పూరించండి.

b e a u t i f u l	c e l e b r a t i o n	w h e e l c h a i r
b e _ _ u t i f u l	c e l _ _ b r a t i o n	w h e _ _ l c h a i r
b e a _ _ t i f u l	c e l e _ _ r a t i o n	w h e e _ _ c h a i r
b e a u _ _ i f u l	c e l e b _ _ a t i o n	w h e e l _ _ h a i r
b e a u t _ _ f u l	c e l e b r _ _ t i o n	w h e e l c _ _ a i r
b e a u t i _ _ u l	c e l e b r a _ _ i o n	w h e e l c h _ _ i r
_____	_____	_____

4



Signature of the Teacher

1

1. Mallika Goes to School!

Worksheet 1.5

Date

I. Add 'ing' to the verbs.

verbsకి 'ing' కలిపి పదాన్ని రాయండి.

Note: Remove 'e' at the end of the verb and add 'ing'.

e.g. bake + ing = baking.

Sometimes the final consonant has to be doubled before adding 'ing'.

e.g. run + ing = running.

Add 'ed' to the given verbs.

verbsకి 'ed' కలిపి పదాన్ని రాయండి.

Note: Remove 'y' at the end of the verb and add 'i + ed'.

e.g. dry + ed = dried.



draw	ing	drawing
come	ing	
get	ing	
carry	ing	
go	ing	
play	ing	
wear	ing	
roll	ing	
learn	ing	
make	ing	


astonish	ed	astonished
carry	ed	
want	ed	
learn	ed	
roll	ed	
ask	ed	
reply	ed	
insist	ed	
jump	ed	
try	ed	



Poor



Fair



Average



Good



Excellent

Signature of the Teacher

5

1

1. Mallika Goes to School!

Worksheet 1.6

Date

I. Here are some words from the text. Pick up the nouns and write them down in the space provided. One has been done for you.

కింది nouns ను గుర్తించి ఖాళీలలో రాయండి.

Mallika

scenery

spoke

sunrise

come

school

eyes

Ranga

replied

friends

games

uniform

everyone

friends

1. **Mallika** _____
2. _____
3. _____
4. _____
5. _____
6. _____
7. _____
8. _____
9. _____

II. Make polite way of asking questions from the substitution table given below.

కింది పట్టిక చూసి polite way లో ప్రశ్నలు రాయండి.

Would you	like to	come to school? have some water? eat an ice cream? stay at home? come with us? play chess? dance with me? sing a song?
-----------	---------	---



Would you like to come to school?

6



Poor



Fair



Average



Good



Excellent

Signature of the Teacher

1

1. Mallika Goes to School!

Worksheet 1.7

Date

I. Fill in the blanks with the correct words given in the box.

సరైన పదాల్ని ఎంచి ఖాళీలలో పూరించండి.

English	mangoes	uniform
stories	cartoons	trees

1. I want to make friends.
2. I want to wear _____.
3. I want to learn_____.
4. I want to _____.
5. I want _____.

II. Join the words and make meaningful words. Write them in the space provided. One has been done for you. పదాలను జతపరిచి అర్థవంతమైన పదాలను రాయండి.

head

over

headmaster

wheel

day

birth

master

more

chair

every

rise

sun

one


III. Your teacher will dictate some words. Write them down. డిక్టేషన్



Poor



Fair



Average



Good



Excellent

Signature of the Teacher

7







1

1. Mallika Goes to School!

Worksheet 1.8

Date

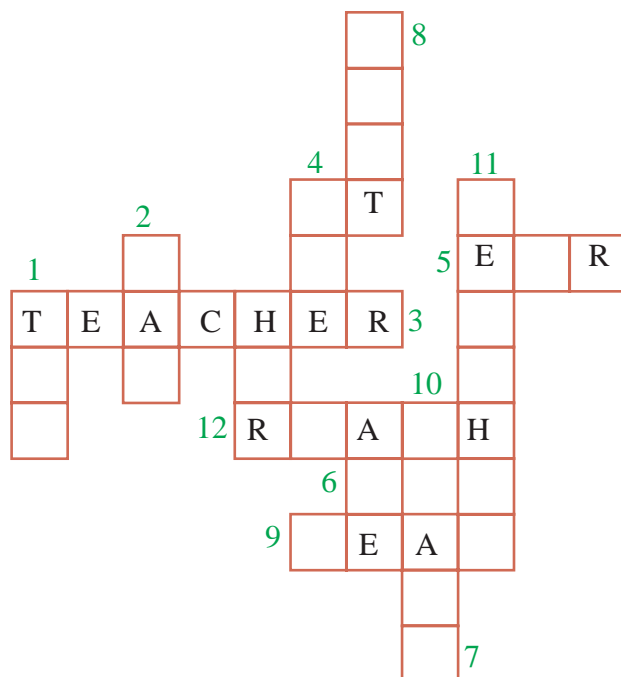
I. Match the pictures in box 'A' with the words in box 'B'. జతపరచండి.

BOX - A	BOX - B
	spade
	hoe
	weeds
	stones
	bouquet
	path

II. Fill in the grid by using the words given in the help box.

సరైన పదాలను పట్టికలో నింపండి.

1. TEA	7. AIR
2. EAT	8. SEAT
3. HER	9. HEAR
4. AXE	10. CHAIR
5. EAR	11. TEACH
6. THE	12. REACH




8



Poor



Fair



Average



Good



Excellent

Signature of the Teacher

1

1. Mallika Goes to School!

Worksheet 1.9

Date

I. Write the singular or plural words to the given nouns.

singular-plural words రాయండి.



Singular	Plural
1. day	
2.	parents
3. school	
4. bag	
5.	students
6.	shoes
7. child	
8.	flowers



II. Look at the substitution table and write meaningful sentences.

కింది పట్టిక నుండి అర్థవంతమైన వాక్యాలను రాయండి.

I		a pencil to draw pictures.
You		a pen to write notes.
We	use	crayons to colour the pictures.
They	uses	sketches to draw the outlines.
He		colour pencils to colour the pictures.






Poor



Fair



Average



Good



Excellent

Signature of the Teacher

9

1

1. Mallika Goes to School!

Worksheet 1.10



Date

I. Fill in the blanks and write down the words in the spaces provided.

One has been done for you. పూరించండి.

e.g. s p e c i a l

special _____

1. u _ _ i f _ _ r m

2. c h _ _ l d h _ _ o d

3. b _ _ u q _ _ e t

4. n e _ _ g h b _ _ _ r



II. Make compound words choosing one word from list A and another from list B.

Write those words in the space provided.

సరైన పదాలను జతపరచి compound words రాయండి.

1.	fisher	kerchief	
2.	hand	cream	
3.	news	room	
4.	class	board	
5.	ice	body	
6.	text	man	
7.	every	paper	
8.	black	book	

10



Poor



Fair



Average



Good



Excellent

Signature of the Teacher

1

1. Mallika Goes to School!

Worksheet 1.11



Date

I. Choose the correct negative form and fill in the blanks. One has been done for you. సరైన దానిని ఎంచి పూరించండి.

e.g. The sun _____ in the west. (don't rises / doesn't rise)

The sun doesn't rise in the west. (don't rises / doesn't rise)

1. My parents _____ the television. (don't watch / doesn't watch)
2. You _____ early in the morning. (don't wake up / doesn't wakeup)
3. I _____ late at night. (don't sleep / doesn't sleep)
4. Mallika _____ weaving baskets. (don't enjoy / doesn't enjoy)

II. Answer the following questions in simple present forms. One has been done for you. కింది ప్రశ్నలకు simple present లో జవాబులు రాయండి.

e.g. Q: Do you like ice-cream?

A: No, I don't like ice-cream.

1. Does your friend like sweets?

A. _____

2. Do the children like toys?

A. _____

3. Does your sister sing songs?

A. _____

4. Do your friends help you?


A. _____



Poor



Fair



Average



Good



Excellent

Signature of the Teacher

11

1

1. Mallika Goes to School!

Worksheet 1.12



Writing

Date

I. Read the following contracted forms given in the box.

I am	=	I'm
that is	=	that's
they are	=	they're
we have	=	we've
I have	=	I've
who is	=	who's
what has	=	what's
you will	=	you'll

Complete the table with contracted forms.

Contracted forms పట్టికను పూరించండి.

1.	I	+	am	=	I'm
2.					
3.					
4.					
5.					
6.					
7.					
8.					

II. Put (') apostrophe at appropriate places and rewrite them. One has been done for you. సరైన చోట (') apostrophe ను ఉంచండి.

e.g. The bicycle of Ramu.

Ramu's bicycle.

1. The book of a teacher.

A. _____

2. The playground of children.

A. _____

3. The bag of Kavita.

A. _____

4. The pet of Suma.

A. _____



12



Poor



Fair



Average



Good



Excellent

Signature of the Teacher

1


1. Mallika Goes to School!

Worksheet 1.13

Date


I. The Headmaster said:

"Children have the right to education. That includes Mallika as well." Now look at the poster given below.



Prepare a poster on 'Right to education'.

'Right to education' poster ను తయారుచేయండి.



Signature of the Teacher

13

1

1. Mallika Goes to School!

Worksheet 1.14

Date

I. Write a letter to your class teacher, asking for one day leave, as you are suffering from stomach ache.

కడుపు నొప్పితో బాధపడుతున్న కారణంగా ఒక రోజు సెలవు కోరుతూ class teacher కు leave letter రాయండి.

A letter applying for leave

_____,
_____.

To

The _____,
_____ School,
_____,
_____.

Respected teacher,

As _____
_____, I am _____ to _____
_____. Kindly _____
_____ today.

Thanking you.

_____.

14



Poor



Fair



Average



Good



Excellent

Signature of the Teacher

1

1. Mallika Goes to School!

Worksheet 1.15

Date

I. Let's revisit the sentences from the reading text.

You can weave a variety of cane baskets faster than anyone else.

You can paint beautiful pictures.

Write some more possible sentences that you can do. One has been done for you.

Can ను use చేస్తూ sentences రాయండి.

1. I can write a story.
2. _____
3. _____
4. _____

II. Let's revisit the sentences given below.

- "I wish to go to school," said Mallika.

- "I wish if we could all get together and level the path for Mallika," explained Ranga.

Write some more sentences using 'I wish'. You can use the given hints in the box.

Hint box లో ఇవ్వబడినవాటి సహాయంతో 'I wish' తో sentences రాయండి.

to get a prize;
to speak good English;
to visit the zoo;
to look after my grandparents;
to be happy always.


1. I wish _____
2. _____
3. _____
4. _____



Poor



Fair



Average



Good



Excellent

Signature of the Teacher

15

1

1. Mallika Goes to School!

Worksheet 1.16

Date

I. Reading Comprehension. Lesson చదివి కింది ఇవ్వబడిన ప్రశ్నలకు జవాబులు రాయండి.

Read the lesson and answer the following questions.

1. How is the path to reach school?

A. _____

2. Why Mallika couldn't walk?

A. _____

3. What is the dream of Mallika?

A. _____

4. Why did Ranga meet the Headmaster?

A. _____

II. Read the following statements and state 'True' for the right statements and 'False' for the wrong statements. 'True' or 'False' రాయండి.

1. Mallika's family resides in a city. ()

2. Mallika is good in weaving baskets and painting. ()

3. Mallika uses a cycle to move around her house. ()

4. Ranga helped Mallika to reach school. ()

1

1. Mallika Goes to School!

III. Reading comprehension

Read the passage and answer the following questions.

Passage చదివి కింది ఇవ్వబడిన ప్రశ్నలకు జవాబులు రాయండి.

There are some tribal groups that are still depending on forests. Most of these masses don't depend on cultivating land. They are specialized in collecting forest products for sale to non-tribal people. They live among the wide range of wild life in Nallamala. Troops of monkeys, herds of deer, and hives of bees are common around their colonies. They depend on fresh honey, tubers and on the meat they hunt. Now-a-days, these tribes are transforming and moving to the nearby villages. They are cultivating crops, weaving cane baskets, rearing cattle and growing orchards.

1. Who are still dependent on forests?

A. _____

2. How do the forest people make their livelihood?

A. _____

3. What are common among the colonies?

A. _____

4. Where do they get honey from?

A. _____

5. Mention some livelihoods of transforming tribes?


A. _____



Poor



Fair



Average



Good



Excellent

Signature of the Teacher

1

1. Mallika Goes to School!

I. Read the lesson and answer the following questions.

పాఠాన్ని చదివి జవాబులు రాయండి.

1. What has Mallika been waiting for?

A. _____

2. Where did Mallika's family reside?

A. _____

3. Why was it difficult for Mallika to reach school?

A. _____

4. How was Mallika different from others?

A. _____

5. What astonished Ranga very much?

A. _____

6. How did Ranga help Mallika? What does this tell us about him?

A. _____



[illegible]

1. Mallika Goes to School!

This image shows a blank sheet of white paper with horizontal blue ruling lines. A single vertical red margin line runs down the left side of the page. The lines are evenly spaced and extend across the entire width of the page. There is no handwriting or other markings on the paper.

1. Mallika Goes to School!

This image shows a blank sheet of white paper with horizontal blue ruling lines. A single vertical red margin line runs down the left side of the page. The lines are evenly spaced and extend across the entire width of the page. There is no handwriting or other markings on the paper.

1. Mallika Goes to School!

This image shows a blank sheet of white paper with horizontal blue ruling lines. A single vertical red margin line runs down the left side of the page. The lines are evenly spaced and extend across the entire width of the page. There is no handwriting or other markings on the paper.






2

2. My Sweet Memories

Worksheet 2.1

Date

I. Match the pictures with suitable words. జతపరచండి.

- | | |
|--|--------------|
| 1.  | clothes |
| 2.  | writing |
| 3.  | bus |
| 4.  | diary |
| 5.  | grandparents |

II. Write some sentences using the table given below. One has been done for you.


పట్టికను అనుసరించి సరైన sentences రాయండి.

We			by bus.
You	are		by ship.
I			by car.
He	am	going to travel	by plane.
She			by train.
Aman	is		by bike.

Write some sentences using the table given below. One has been done for you.

1. We are going to travel by bus.

2. _____
3. _____
4. _____
5. _____



Poor



Fair



Average



Good



Excellent

Signature of the Teacher

23

2

2. My Sweet Memories

Worksheet 2.2

Date

Read the passage on page no. 20 from the lesson and answer the following.

'Our journey started.....tasty and juicy.'

Passage ను చదివి కింది వాటికి జవాబులు ఇవ్వండి.

I. Underline the words ending with '-ed' from the reading text and copy them below. One has been done for you. '-ed' words రాయండి.

1. started

2. _____

3. _____

4. _____

5. _____

II. Arrange the same words in alphabetical order:

అవే words ని alphabetical order (a, b, c, d,...) లో రాయండి.

1. _____

2. _____

3. _____

4. _____

5. _____

III. Circle the odd one from the following words. One has been done for you.

వేరుగా ఉన్న పదాన్ని circle చేయండి.

- | | | | |
|--------------|-----------|-------------|--------|
| 1. window | door | cupboard | flower |
| 2. crane | dove | fox | crow |
| 3. chair | green | red | black |
| 4. bus | tree | lorry | auto |
| 5. jackfruit | neem | pomegranate | mango |
| 6. tomorrow | yesterday | field | today |

24



Poor



Fair



Average



Good



Excellent

Signature of the Teacher

2

2. My Sweet Memories

Worksheet 2.3

Date

Read the passage on page no. 21, 22 from the lesson and answer the following.

'I woke up.....for some time.'

I. Write the missing letters in the following words. పూరించండి.

1. b r _ _ z e

2. p l _ _ s a n t

3. d _ l _ c i o _ s

4. b r _ _ k f a _ t

5. v i _ _ a g e

6. m _ r n _ n g

7. s _ a y _ n g

8. p a _ _ y

II. Underline the words ending with '-ing' from the reading text on page no. and copy them below. One has been done for you.

'-ing' words ని Textలో underline చేసి ఇక్కడ రాయండి.

1. swaying

4. _____

2. _____

5. _____

3. _____

6. _____

III. Make the words as shown below and write them in the blanks provided.

ఇచ్చిన words కి 'nut' కలపగా ఏర్పడిన words ని రాయండి.

1. ground

groundnut

2. pea

3. wal

4. betel

5. coco

6. cashew


nut



Poor



Fair



Average



Good



Excellent

Signature of the Teacher

25

2

2. My Sweet Memories

Worksheet 2.4

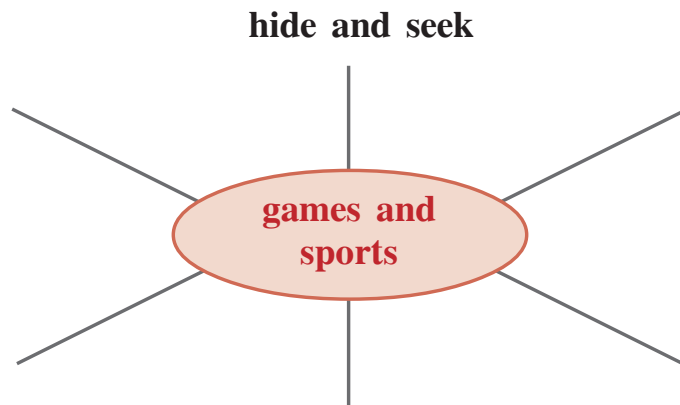
Date

Read the passage on page no. 22, 23 from the lesson and answer the following.

'Today my mother....my next visit.'

I. Write some names of games and sports you know.

One has been done for you. నీకు తెలిసిన games and sports names రాయండి.



II. Write some sentences using the table given below.

One has been done for you. పట్టిక ఆధారంగా sentences రాయండి.

Trees		shade
Hens		eggs
Flowers	give us	rain
Cows		milk
Clouds		sweet smell

1. Trees give us shade.

2. _____.

3. _____.

4. _____.

5. _____.

26



Poor



Fair



Average



Good



Excellent

Signature of the Teacher

2

2. My Sweet Memories

Worksheet 2.5

Date

Reading comprehension


I. Read the following statements and state 'True' for the right statements and 'False' for the wrong statements. 'True' / 'False' రాయండి.

1. Santhosh went to Ramapuram by a bus. ()
2. There was a heavy traffic in the village. ()
3. The village children climbed up a neem tree. ()
4. Santhosh packed his clothes and toys. ()
5. The canal in the village was not so clean. ()

II. Arrange the following sentences in a sequential order using the numbers 1,2,3...

కొన్ని sentences ని order లో రాయండి.

1. Santhosh tasted the first mango of the season. ()
2. Santhosh's family went to Ramapuram. ()
3. He went for a walk in the morning. ()
4. Santhosh packed his clothes and toys. ()
5. He went to the canal for a bath. ()
6. Santhosh's family returned to the city. ()
7. Santhosh helped in breaking groundnut pods. ()
8. Santhosh's family decided to go to his grandparents' village. ()



Poor



Fair



Average



Good



Excellent

Signature of the Teacher

27

2


2. My Sweet Memories

Worksheet 2.6




Date

I. Write the plural forms for the given words. One has been done for you:



1. family	families
2. habit	
3. diary	
4. field	
5. mango	
6. bush	
7. stick	
8. child	

plurals రాయండి.



II. Here is a list of things in the help box that you may carry while going on a trip. Put them under appropriate columns.

మీరు trip కి వెళ్ళేపుడు తీసుకువెళ్ళే వివిధ things ను సరైన columns లో రాయండి.

water	biscuits	mobile	clothes	brush	bread
juices	torch	fruits	cool drink	comb	buttermilk

Food items	Drinks	Things / objects

2

2. My Sweet Memories

III. Find the antonyms to the following words in the grid. Write them in the space provided. You can refer to a dictionary. One has been done for you.


పట్టికలోని antonyms ను గుర్తించి సరైన చోట రాయండి.

delighted	x	bored	D	X	B	O	R	E	D
early	x		E	L	A	T	E	G	J
happy	x		A	I	Z	M	S	A	D
smooth	x		R	O	U	G	H	S	K
laugh	x		T	D	B	C	R	Y	M
break	x		C	O	N	N	E	C	T
started	x		E	N	D	E	D	F	Y

IV. Arrange the jumbled letters in each group to make meaningful words.

సరిచేసి రాయండి.

- e.g. smmuer = summer
1. hatbi = _____
 2. llavige = _____
 3. veltar = _____
 4. jneyour = _____
 5. werfol = _____
 6. erfsh = _____
 7. nacal = _____
 8. sonesa = _____



Poor



Fair



Average



Good



Excellent

Signature of the Teacher

2

2. My Sweet Memories

Worksheet 2.7



Date

I. Read the following sentences and underline the indefinite pronouns in the context. Indefinite pronouns అను underline చేయండి.

1. I am so hungry. I will buy something to eat.
2. Is there anything interesting on T.V.?
3. The roses are everywhere in the garden.
4. Is there anybody at home?



II. Change the underlined verbs into negative and write them in the blanks provided. One has been done for you.

Underline చేయబడిన verbs ను negative లోకి మార్చుతూ పూరించండి.

Simple past sentence

Simple past negative sentence

e.g. He <u>played</u> handball.	He did not play handball.
1. Sunitha <u>waited</u> in the kitchen.	Sunitha _____ in the kitchen.
2. I <u>made</u> bread.	I _____ bread.
3. They <u>cleaned</u> the room.	They _____ the room.
4. We <u>went</u> shopping.	We _____ shopping.
5. She <u>danced</u> well yesterday.	She _____ well yesterday.

30



Poor



Fair



Average



Good



Excellent

Signature of the Teacher

2

2. My Sweet Memories

Worksheet 2.8



Writing

Date

I. Look at the pictures and complete the paragraph. You may use the hints given below. Pictures న చూసి hints ఆధారంగా paragraph న పూర్తిచేయండి.

Hints: rain, helpless, requested, rainy day, bullock cart, wheel, young, man, saw, tried, mud, thanks, pushing, happy




Once, a cart man was driving his cart with full load. It was a _____. Suddenly his _____ got stuck into the mud. The _____ was heavy. He tried to push the _____ of the bullock cart. But there was no use. He was _____. After some time a _____ came that way and _____ the cart man in that position. The cart man _____ the young man to help him in _____ the cart's wheel. They both _____ for some time. At last the wheel came out of the _____. The cart man felt _____ and said _____ to the young man.



Poor



Fair



Average



Good



Excellent

Signature of the Teacher

31

2

2. My Sweet Memories

Worksheet 2.9

Date

- I. Are there many trees around your school / home / village? Observe trees closely. Write a diary entry recording your observations. You may use the hints given below.

neem, summer, jasmines, smell, water, shady, biggest, banyan, tamarind, cool, school / home / village, air, rose, beautiful, shade.

మీ పరిసరాలలోని చెట్లను పరిశీలించి కింది diary entry ను పూరించేయండి.



Date: _____

Dear Diary,

Today I observed many trees around my _____. There are _____, _____, _____, and _____ trees. The trees are _____ and _____. The neem tree is _____ among all the trees. They give us fresh _____ and cool _____. All the children play under the shade of the _____. We _____ the plants every day. Today I observed a _____ flower on a rose plant. It's so _____. Jasmine plant will give jasmines in _____. We can _____ the fragrance of _____. I felt very happy today.

(name) _____.

32



Poor



Fair



Average



Good



Excellent

Signature of the Teacher

2

2. My Sweet Memories

Worksheet 2.10

Date

I. Reading comprehension. కింది conversation ను చదవండి.

Sruthi : Hello Gopi! We have met after a long time.
Where have you been?

Gopi : Hello! I have been to Shimla with my family
during the holidays. We came back yesterday.

Sruthi : Oh! I am sure you had a great time.

Gopi : Yes, How about you? Have you visited any
place during the holidays?

Sruthi : No, I haven't. I joined a dance institute. I am learning Kuchipudi these
days. I don't want to miss the classes. So, we were here throughout the
holidays.

Gopi : Ok, that sounds interesting! Is it very difficult?

Sruthi : No, it isn't. Infact, I am really enjoying it.

Gopi : Wow! That's great.



II. Now read the following statements and write 'True' for the right statements and 'False' for the wrong statements. 'True' / 'False' రాయండి.


1. Sruthi went to Shimla during the holidays. ()
2. Sruthi joined a dance institute. ()
3. She learnt Kuchipudi in Shimla. ()
4. Learning Kuchipudi dance is very difficult for Sruthi. ()
5. Gopi did not enjoy the beauty of Shimla. ()



Poor



Fair



Average



Good



Excellent

Signature of the Teacher

33

2

2. My Sweet Memories

I. Read the lesson and answer the following questions.

పాఠాన్ని చదివి జవాబులు రాయండి.

1. Name some of the activities of the village children during their vacation.

A. _____

2. Did Santhosh enjoy his morning walk? How do you know?

A. _____

3. How did Santhosh spend his time when he went to the canal?

A. _____

4. How did Santhosh know that the canal was so clean?


A. _____

5. Why did Santhosh forget to watch television or play video / mobile games?

A. _____

6. Is T.V. or video/mobile game the only way to pass time? Can we do something else?

A. _____



2

2. My Sweet Memories

This image shows a blank sheet of white paper with horizontal blue ruling lines. A single vertical red margin line runs down the left side of the page. The lines are evenly spaced and extend across the entire width of the page. There is no handwriting or other markings on the paper.

2

2. My Sweet Memories

This image shows a blank sheet of white paper designed for handwriting practice. It features a series of evenly spaced horizontal blue lines across its entire width. A single vertical red line runs down the left side, creating a narrow margin. The paper is otherwise completely empty, with no text or other markings.

2

2. My Sweet Memories

This image shows a blank sheet of white paper with horizontal blue ruling lines. A single vertical red margin line runs down the left side of the page. The lines are evenly spaced and extend across the entire width of the page. There is no handwriting or other markings on the paper.

2

2. My Sweet Memories

This image shows a blank sheet of white paper designed for handwriting practice. It features a series of evenly spaced horizontal blue lines across its entire width. A single vertical red line runs down the left side, creating a narrow margin. The paper is otherwise completely empty, with no text or markings.

Check Point - 1

Lessons - 1, 2

Date

I. Read the following passage:

Our journey started today. Luckily, I got a seat near the window. The weather was pleasant in the morning. There were numerous trees with yellow flowers on either side of the road. There were many white cranes in the lush green paddy fields. The scarecrows were arranged to scare away the birds in the fields. There was less traffic. The village was peaceful with fresh air.

Now, answer the following questions:

1. Who is 'I' in the paragraph ?
A. _____.
2. What is the meaning of 'numerous' in the above passage?
A. _____.
3. How were the fields in the village?
A. _____.
4. Why were the scarecrows arranged in the fields?
A. _____.
5. How was the village?
A. _____.

II. Match the words and write possible compound words in the space provided:

1.	fisher	kerchief	
2.	black	paper	
3.	hand	room	
4.	news	board	
5.	class	man	



Poor



Fair



Average



Good



Excellent

Signature of the Teacher

III. Change the following sentences into negative sentences.

1. She danced well. _____
2. Mohan went to school. _____
3. He packed his new clothes. _____
4. Santhosh returned home. _____
5. He got a seat near the window . _____

IV. Put (') apostrophe at appropriate places and rewrite them. One has been done for you.

e.g. The bicycle of Ramu.

Ramu's bicycle.

1. The book of teacher.
A. _____
2. The playground of children.
A. _____
3. The bag of Kavita.
A. _____
4. The pet of Suma.
A. _____
5. The den of lions.
A. _____



3

3. The Necklace

Worksheet 3.1

Date

I. Find the meanings of the following words using a dictionary:

Dictionary సహాయంతో meanings రాయండి.

1. occasion : _____
2. borrow : _____
3. jewellery : _____
4. absolutely : _____
5. invitation : _____


II Write some sentences using the table given below.

One has been done for you. పట్టికను అనుసరించి సరైన sentences రాయండి.

I		a good dress for the occasion.
You	don't have	costly jewellery for the function.
We		a nice pen to write.
They		a chair in the theatre.
He	doesn't have	a book to read.
She		a pet to play with.

1. I don't have a good dress for the occasion.

2. _____.
3. _____.
4. _____.
5. _____.
6. _____.



Poor



Fair



Average



Good



Excellent

Signature of the Teacher

3

3. The Necklace

Worksheet 3.2

Date

I. Write the missing letters to make meaningful words. పూరించండి.

1. d r e _ _ i n g

6. b _ a _ t i f _ l

2. n _ c _ l a _ e

7. p _ o b _ e m

3. d _ a m _ n d

8. t _ e m b _ e d

4. b _ a c e l _ t

9. c h _ _ s e



II. Write the word that starts with the ending letter of the previous word.

అంత్యాక్షరాలతో meanings రాయండి.

large	elephant	teak	kite	egg
diamond				
difficult				
pearl				
necklace				

III. Put the capital letters, commas, inverted commas and full stops wherever necessary and rewrite the sentences.

సరైనచోట (,), (“---”), capital letters ఉంచి తిరిగి రాయండి.

jane went to her dressing table took out a large box opened it and said choose my dear she saw many bracelets pearl necklaces a venetian cross in gold and gems

42



Poor



Fair



Average



Good



Excellent

Signature of the Teacher

3

3. The Necklace

Worksheet 3.3

Date

I. Here are the names of some ornaments in the box. Find them in the grid and circle them. Ornaments ను గుర్తించి circle చెయ్యండి.

Ring, Bangle, Necklace, Anklet, Bracelet, Chain

B	R	A	C	E	L	E	T
S	C	H	A	I	N	M	R
D	G	S	K	R	I	N	G
N	E	C	K	L	A	C	E
V	B	A	N	G	L	E	P
A	N	K	L	E	T	N	J



II. Write some sentences using the table given below.

One has been done for you. పట్టిక ఆధారంగా sentences రాయండి.

She	danced	madly
He	cried	loudly
Children	walked	fast
The teacher	ate	slowly
The boy	sang	sweetly
The little girl	jumped	quickly

1. She danced madly.


2. _____.

3. _____.

4. _____.

5. _____.

6. _____.



Signature of the Teacher

3

3. The Necklace

Worksheet 3.4

Date

- I. Read the text 'One Sunday,.....hundred francs.' and answer the following.
 Read the expressions and put a tick mark (✓) against the person who spoke.
 కింది expressions చదివి, ఎవరన్నారో (✓) చేయండి.

S.No.	Expressions	Jane	Matilda
1	Good morning, Jane!		
2	Do I know you?		
3	How much have you changed ?		
4	Yes, you didn't notice, did you?		
5	It was worth only five hundred francs.		

- II. Find the words ending with '-ed' in the above paragraph and write them in the space provided. One has been done for you.

Paragraph లోని '-ed' words గుర్తించి రాయండి.

- | | |
|----------|----------|
| 1. _____ | 5. _____ |
| 2. _____ | 6. _____ |
| 3. _____ | 7. _____ |
| 4. _____ | 8. _____ |

- III. Unscramble the letters to make meaningful words.

One has been done for you. సరిచేసి రాయండి.

- | | |
|-------------------------------|----------------------|
| 1. lysudden : <u>suddenly</u> | 4. monddia : _____ |
| 2. ressedadd : _____ | 5. centinno : _____ |
| 3. gedchan : _____ | 6. tationimi : _____ |



3

3. The Necklace

Worksheet 3.5

Date

I. Reading comprehension

Conversation ను చదివి కింద ఇవ్వబడిన ప్రశ్నలకు జవాబులు రాయండి.

Loisel : Matilda! You are looking very happy today.

Matilda : Yes dear! I met Jane today.

Loisel : Did you tell her about necklace?

Matilda : Yes, she felt very sorry for us.

Loisel : Thank God. She understood us.

Matilda : She told that it was an imitation ornament.

Loisel : Oh! My God, we suffered a lot to afford it.

Matilda : She appreciated our honesty and gifted us ten times.

Loisel : Honesty is rewarded. We should donate it for the needy.

Matilda : Exactly.



Answer the following questions.

1. Who is Matilda's friend? (Jane / Loisel)

A. _____

2. Why was Matilda happy? (Matilda met her friend / Matilda met her child)

A. _____

3. Why did Jane feel sorry for Matilda? (Matilda replaced the imitation necklace with a diamond necklace / Matilda replaced the diamond necklace with an imitation necklace)

A. _____

4. What is the meaning of 'imitation ornament'? (not real / real)

A. _____

5. Why did Jane gift Matilda ten times of the money? (Matilda won a lottery / Matilda suffered 10 years to repay the loans for replacing a fake necklace)


A. _____



Poor



Fair



Average



Good



Excellent

Signature of the Teacher

45

3

3. The Necklace

Worksheet 3.6



Vocabulary

Date

I. Fill in the blanks with correct spellings. సరైన spellings లతో పూరించండి.

1. arti _ _ _ (can/san)
2. delic _ _ _ (acy/asy)
3. anxi _ _ _ (ous/aus)
4. ghas _ _ _ (tli/tly)

II. Match the following. (one is done for you) జతపరచండి.

A

B

talking

water

talking toy

walking

toy

driving

license

drinking

stick

flowing

river



III. Underline the adjectives in the following sentences.

Adjectives ని underline చేయండి.

1. Rahul is working at Nandyal. He works for 8 hours.
2. Leela had blown a balloon. Blowing wind took it away.
3. Sujay is talking with his talking toy.
4. Bobby is driving the car with driving licence.
5. Prasad is washing clothes in a washing machine.

46



Poor



Fair



Average



Good



Excellent

Signature of the Teacher

3

3. The Necklace

Worksheet 3.8

Date

I. Underline the 'wh' questions in your lesson and write them in the space given below. Lesson తోని 'wh' question అను గుర్తించి రాయండి.

II. Fill in the blanks with the right question words.

సరైన question words తో పూరించండి.

- _____ is your name?
- _____ is your favourite hero?
- _____ do you go home?
- _____ is your school?
- _____ is your birthday?



III. Write whether you agree or disagree with the statements with the help of the clues given in the box. Clues ఆధారంగా agree / disagree statements తో పూరించండి.

- You are awesome.

A. _____

- Our headmaster is very good.

A. _____

- Girls should not go out.

A. _____

- We should play daily.

A. _____

Expressing Agreement

Absolutely!

Exactly!

You are right!

Expressing disagreement

I am sorry!

I am afraid!

48



Poor



Fair



Average



Good



Excellent

Signature of the Teacher

3

3. The Necklace

Worksheet 3.9



Date

I. Put the sentences in the correct sequence. Write down in the given spaces.

చిత్రకథను పరిశీలించి, కింది ఇవ్వబడిన sentences ను order లో రాయండి.



1. One day, while he was cutting a tree, his axe slipped and fell into the river.
2. Once upon a time there was a poor wood cutter.
3. The angel came up and offered him a golden axe. He accepted it happily.
4. Finally the angel offered him the three axes.
5. An angel came up and offered him a golden axe. The wood cutter refused it.
6. The angel came up and offered him a silver axe. The wood cutter refused it.
7. The wood cutter became rich.


Moral: Honesty is the best policy.



Poor



Fair



Average



Good



Excellent

Signature of the Teacher

49

3

3. The Necklace

Worksheet 3.10

Date

Reading comprehension

Read the following story. కింది story ను చదవండి.

Everyone knew that Sthuthi was the best speller in the whole class. She used to get perfect scores during each weekly spelling test.

Sthuthi was so confident in her spelling abilities that she had felt and decided not to study for her next spelling test. The test began. Mrs. Rajani pronounced each word and then repeated it. Everything was OK until she spoke "Handkerchief". Sthuthi scribbled h-a-n-d-k-e-r-c-h.....now what?? i-e-f?...or...e-i-f? Her mind was blank.



Mrs. Rajani started to move on to the next word. It occurred to Sthuthi that Greeshma knew how to spell it!! Greeshma had written this word fifty times.

There was wide open space between Sthuthi and Greeshma. Sthuthi's eyes rolled to the right. There it was, spelled out in Greeshma's hand writing. Her eyes went quickly back to her own paper and finished the word with the letters "i-e-f".

Sthuthi remained tense and nervous as Mrs. Rajani read the last spelling word. She had cheated for the first time in her life. She thought, "Is this the way I want to keep my perfect record - by being a cheater?"

Frantically, she erased what she had written earlier and replaced it with what she knew was the wrong answer. She wrote "e-i-f". As her sweaty hands released pencil and passed the test up to the front, she sighed with relief. She thought, "So, what if my perfect scores are no longer intact? At least my honesty is." Later teacher explained her that the words which have /s/ sound only have like receive, deceive... etc.

50



Poor



Fair



Average



Good



Excellent

Signature of the Teacher

3

3. The Necklace

I. Choose the right option. సరైన జవాబును ఎంచి () లో ఉంచండి.

- The name of the English teacher is _____ ()
a) Sthuthi b) Greeshma c) Rajani
- The spelling which confused Sthuthi is _____ ()
a) kerchief b) mischief c) belief
- Sthuthi wanted to copy the spelling from _____ ()
a) book b) Greeshma c) Rajani
- Sthuthi changed the copied spelling to the wrong one because _____
a) She doesn't know Greeshma is right. ()
b) She is afraid of the teacher.
c) She wanted to be honest.
- The meaning of 'frantically' is _____ ()
a) hurriedly b) slowly c) happily


II. Your teacher will dictate some words. Write them down. డిక్టేషన్.



Poor



Fair



Average



Good



Excellent

Signature of the Teacher

3

3. The Necklace

I. Read the lesson and answer the following questions.

పాతాన్ని చదివి జవాబులు రాయండి.

1. What kind of a girl was Matilda?

A. _____

2. Why did Matilda's husband come home happily?

A. _____

3. Who helped Matilda to go to the party?

A. _____

4. What was the price of the replaced necklace?

A. _____

5. How did the couple get the money to buy the diamond necklace?

A. _____

6. Was the lost necklace a real one?

A. _____

7. What was the cost of the necklace given by Jane?

A. _____



3. The Necklace

This image shows a blank sheet of white paper with horizontal blue ruling lines. A single vertical red margin line runs down the left side of the page. The lines are evenly spaced and extend across the entire width of the page. There is no handwriting or other markings on the paper.

This image shows a blank sheet of white paper designed for writing. It features horizontal blue ruling lines spaced evenly down the page. A single vertical red line runs parallel to the left edge, creating a narrow margin. The paper is otherwise completely empty, with no text or markings.

This image shows a blank sheet of white paper with horizontal blue ruling lines. A single vertical red margin line is positioned on the left side of the page. The paper is otherwise empty of any text or markings.

3. The Necklace

[illegible]

4

4. Kalam with Children

Worksheet 4.1

Date

I. Read the given passage from your lesson.

'Former President overnight success.'

Now, fill in the blanks with suitable words or phrases. భాటీలను పూరించండి.

1. Kalam's full name is _____.
2. During the school days _____ was Kalam's best friend.
3. Fortune favours the _____.
4. This conversation is between _____ and _____.

II. Study the following table and write at least five sentences. One has been done for you. పట్టిక ఆధారంగా sentences రాయండి.

I	like		with children.
We			watching the TV.
You			playing cricket.
They		to spend time	in a library.
He			with older people.
She	likes		helping my mother.
It			reading stories.



e.g. I like to spend time with children.

1. _____
2. _____
3. _____
4. _____
5. _____



Poor



Fair



Average



Good



Excellent

Signature of the Teacher

57

4

4. Kalam with Children

Worksheet 4.2

Date

I. Read the given passage from your lesson.

'Student 3: Please tell us, a bliss to me.'

Complete the following words by supplying the missing letters. పూరించండి.

1. ca _ l _ p _ rs
2. q _ es _ _ ons
3. sc _ en _ e
4. m _ th _ m _ t _ cs
5. bl _ ss



II. Study the following table and write at least five sentences. One has been done for you. పట్టిక ఆధారంగా sentences రాయండి.

I		running.
We	started	swimming.
You	stopped	singing.
They	hated	writing.
He	enjoyed	walking.
She	loved	reading.



e.g. He started writing.

1. _____
2. _____
3. _____
4. _____
5. _____

58



Poor



Fair



Average



Good



Excellent

Signature of the Teacher

4

4. Kalam with Children

Worksheet 4.3

Date

I. Read the given passage from your lesson.

'Student 6 : in others.'

Now, fill in the blanks with suitable words or phrases. భాళీలను పూరించండి.

1. In his lectures, Siva Subramania Iyer taught _____.
2. Siva Subramania Iyer showed them real life examples at _____.
3. Try to find _____.
4. Hard work and scientific temper will make us _____.

II. Study the following table and write at least five sentences. One has been done for you. పట్టిక ఆధారంగా sentences రాయండి.

Try	to find	good things in others
Go	to get	your friend
Eat	to see	energy
Sing	to make	us happy
Think	to know	the answer
Drink	to quench	your thirst



e.g. Try to find good things in others.


1. _____
2. _____
3. _____
4. _____
5. _____



Poor



Fair



Average



Good



Excellent

Signature of the Teacher

59

4

4. Kalam with Children

Worksheet 4.4

Date

I. Read the given passage from your lesson.

'Student 8 : my people.'

Now, fill in the blanks with suitable words or phrases. భాళీలను పూరించండి.

1. Courage is _____.
2. We should celebrate the success of our _____.
3. We should not support _____.
4. Kalam administers _____ oath.

II. Match the words with their opposite words. జతపరచండి.

1. safe () a) bad
2. courage () b) take
3. good () c) cowardice
4. give () d) never
5. ever () e) insecure



III. Your teacher will dictate some words. Write them down. డిక్టేషన్.



60



Poor



Fair



Average



Good



Excellent

Signature of the Teacher

4

4. Kalam with Children

IV. Study the following table and write at least five sentences. One has been done for you. పట్టిక ఆధారంగా sentences రాయండి.

I		plant	ten saplings.
We		help	the elder people
You		celebrate	my home work.
They	will	do	some new books.
He		meet	her birthday.
She		make	my friends.
It		play	kites.
		buy	
		go	



e.g. I will plant ten saplings.


1. _____
2. _____
3. _____
4. _____
5. _____
6. _____
7. _____
8. _____
9. _____
10. _____



Poor



Fair



Average



Good



Excellent

Signature of the Teacher

4

4. Kalam with Children

Worksheet 4.5

Date

I. Reading Comprehension.

Read the passage and answer the following questions.

Passage సు చదివి కింది వాటికి జవాబులు ఇవ్వండి.

How far is the 'favour of fortune' necessary?

Hard work comes first. Fortune favours the hard working. There is a famous saying, 'God helps those who help themselves'. There is another saying that it takes many years of hard work to make an overnight success.

1. Who is questioning to whom in the passage?

A. _____

2. Who is responding to the question?

A. _____

3. What comes first according to the speaker?

A. _____

4. When does fortune favour?

A. _____

5. Mention the famous sayings in the passage?

A. _____

II. Do the following exercises based on the reading text.

Read the following statements and write true (T) or false (F).

1. Science was born and lives only by answers. ()

2. God helps those who depend on Him. ()

3. Dr. A .P. J. Abdul Kalam was the former President of India. ()

4. Kalam likes to spend his time with children. ()

5. Children are the source of unending questions. ()

62



Poor



Fair



Average



Good



Excellent

Signature of the Teacher

4

4. Kalam with Children

Worksheet 4.6



Date

I. Write suitable synonyms for the words given below choosing from the words given in box. One is done for you. Hints ఆధారంగా synonyms లను రాయండి.


close love event beach guarantee

1. near : **close**
2. care : _____
3. ensure : _____
4. occasion : _____
5. seashore : _____

II. Fill the grid with suitable opposite words. Opposite wordsతో పట్టికను నింపండి.

never, enemy, take, unending, abnormal, separate, timid, danger

brave	t	i	m	i	d			
ending								
friend								
safe								
combine								
give								
always								
normal								



Signature of the Teacher

4

4. Kalam with Children

Worksheet 4.7



Date

I. Choose the correct option from the given prepositions of movement. One is done for you. సరైన జవాబును ఎంచి () లో ఉంచండి.

1. The mouse ran _____ the hole. ()
a) between b) into c) through d) among
2. He escaped _____ a door in the back of the building. ()
a) through b) between c) above d) over
3. We swam _____ the river. ()
a) over b) above c) through d) across
4. The birds flew _____ the sky. ()
a) in b) over c) through d) across
5. The girls ran _____ the road. ()
a) through b) over c) into d) across
6. I like to walk _____ the river bank. ()
a) into b) through c) along d) over
7. She took the phone and threw it _____ water. ()
a) around b) above c) through d) into

II. Fill in the blanks with correct form of verbs. One has been done for you.

ఖాళీలలో సరైన verbs లతో పూరించండి.

Abdul Kalam was (be) born on 15th of October 1931. The young Kalam _____ (grow) up in Rameswaram. His love for Mathematics _____ (make) him study aerospace engineering and physics. He _____ (spend) nearly forty years as a scientist. He _____ (play) a critical role in India's 1998 nuclear tests. Among his writings, 'Ignited Minds', 'India 2020' and 'Wings of Fire' _____ (be) the most popular.



4

4. Kalam with Children

Worksheet 4.8



Date

I. Read the following details about Gandhiji.

కింది Bio-data ను చదివి కింది sentences ను పూరించండి.

Name	Mohandas Karamchand Gandhi
Birth	October 2, 1869, Porbandar, Gujarat.
Parents	Karamchand Gandhi (father) Putlibai Gandhi (mother)
Known for	Social reformer, Freedom fighter
Professions	Lawyer, Politician, Activist, Writer.
Death	January 30, 1948. New Delhi, India



II. Write six sentences about Gandhiji using the given information.


1. The full name of Gandhiji was _____
2. He was born on _____
3. His parents were _____
4. His birth place was _____
5. He was a _____
6. He died on _____



Poor



Fair



Average



Good



Excellent

Signature of the Teacher

65

4

4. Kalam with Children

Worksheet 4.9

Date

I. Write about yourself. నీ గురించి రాయు.

My name is _____

I was born on _____

I am studying in _____ (school).

My mother's name is _____

My father's name is _____

My best friends are _____

My hobbies are _____

II. Read the conversation given below.

Conversation ను చదివి కింది ఇవ్వబడిన passage ను నింపండి.

The man : Where are you going?

The girl : I am going to market.

The man : Shall I come with you?

The girl : With pleasure.

The man : What is your father?

The girl : My father is a cobbler.

The man : What is your real wealth?

The girl : My talent is my real wealth.

III. Complete the passage with the help of the dialogue given above.

A man met a girl on the road. He asked the girl if he can go to the _____ along with her. The girl welcomed him to go _____ her. So he walked along with her. On the way he enquired, what is her _____. She replied that her father was a _____. Then the man asked what her fortune was. The girl replied that _____ was her fortune.

66



Poor



Fair



Average



Good



Excellent

Signature of the Teacher

4

4. Kalam with Children

Worksheet 4.10

Date

I. Reading comprehension

Read the following passage (about Gandhiji) and answer the questions given after that.

Passage ను చదివి కింది వాటికి జవాబులు ఇవ్వండి.

Gandhiji said, "I had no interest for any reading beyond my school books. The daily lessons had to be done, because I disliked punishments by my teachers. Therefore I would do the lessons, but often without my mind on



them. Thus there was of course no question of any extra reading. But somehow my eyes fell on a book bought by my father. It was 'Shravana Pitrubhakti Nataka'. (a

play about Shravana's devotion to his parents.) I read it with intense interest. At that time there came a show to our place. One of the pictures I was shown in the show was of Shravana carrying his blind parents on a pilgrimage. The book and the picture left an indelible impression on my mind".



4

4. Kalam with Children

1. What was the title of the book purchased by Gandhiji's father?
A. _____


2. Which character inspired Gandhiji very much?
A. _____

3. What were the things that left an indelible impression on Gandhiji?
A. _____

4. What was the book 'Shravana Pitribhakti Nataka' about ?
A. _____

II. Read the following statements and write 'True' or 'False' against them in the brackets.

1. Gandhiji is good at reading all books. ()
2. Gandhiji liked punishments by his teachers. ()
3. Gandhiji read 'Shravana Pitrubhakti Nataka' with more interest. ()
4. The picture of Shrivana carrying his blind parents left an indelible impression on Gandhiji. ()



4

4. Kalam with Children

I. Read the lesson and answer the following questions.

పాఠాన్ని చదివి జవాబులు రాయండి.

1. Who was the best friend of Abdul Kalam in his school days?

A. _____

2. How can we remember the formulae of mathematics and science?

A. _____

3. How did Abdul Kalam explain courage?

A. _____

4. How did Subramania Iyer inspire Kalam?

A. _____

5. What would be your question if you were there with Abdul Kalam?


A. _____



Poor



Fair



Average



Good



Excellent

Signature of the Teacher

This image shows a blank sheet of white paper designed for writing. It features horizontal blue ruling lines spaced evenly down the page. A single vertical red margin line runs along the left edge, creating a narrow margin. The top of the page has a light green header area, and the bottom right corner contains a small, faint logo.

4. Kalam with Children

This image shows a blank sheet of white paper with horizontal blue ruling lines. A single vertical red margin line runs down the left side of the page. The lines are evenly spaced and extend across the entire width of the page. There is no handwriting or other markings on the paper.

4. Kalam with Children

This image shows a blank sheet of white paper with horizontal blue ruling lines. A single vertical red margin line runs down the left side of the page. The lines are evenly spaced and extend across the entire width of the page. There is no handwriting or other markings on the paper.

4. Kalam with Children

This image shows a blank sheet of white paper with horizontal blue ruling lines. A single vertical red margin line runs down the left side of the page. The lines are evenly spaced and extend across the width of the page. There is no handwriting or other markings on the paper.

Check Point - 2

Lessons - 3, 4

Date

I. Read the following.

"Have you bought a diamond necklace to replace mine?" she asked. "Yes, you didn't notice, did you?" Matilda smiled in innocent happiness. Jane grabbed both Matilda's hands. "Oh, my poor Matilda! But mine was imitation. It was worth only five hundred franks."

Answer the following questions.

1. Who is Matilda's friend? (Jane / Loisel)
 A. _____
2. Why was Matilda happy? (Matilda met her friend / Matilda met her child)
 A. _____
3. Why was Jane felt sorry for Matilda? (Matilda replaced the imitation necklace with a diamond necklace / Matilda replaced the diamond necklace with an imitation necklace)
 A. _____
4. What is the meaning of 'imitation ornament'? (not real / real)
 A. _____

II. Fill in the grid with suitable opposite words.

never, enemy, take, unending, abnormal, separate, timid, danger

brave	t	i	m	i	d			
ending								
friend								
safe								
combine								
give								
always								
normal								



III. Match the following to make phrases.

A

B

talking

wind

walking

toy

driving

water

drinking

license

flowing

stick

blowing

river

IV. Write about yourself.

My name is

I was born on

I am studying in

 (school).

My mother's name is

My father's name is

My best friends are

My hobbies are

My mother is a

My father is a


My favourite



Poor



Fair



Average



Good



Excellent

Signature of the Teacher

5

5. The Wondrous Women

Worksheet 5.1

Date

I. Read the text from the lesson and answer the following.

"Hi! I am Ameena.....with all of you."

Find the words that ends with '-ed' and write them in the space provided. One has been done for you. '-ed' words రాయండి.

1. excited

2. _____

5. _____

3. _____

6. _____

4. _____

7. _____

II. Write the plural forms for the given words. One has been done for you:

Plurals రాయండి.

Singular

Plural



1. parent	parents
2. friend	
3. programme	
4. activity	
5. woman	
6. man	



IV. Match the expressions in the two columns to make meaningful sentences.

Expressions అను జతపరచండి.

- | | |
|---|-------------------------------------|
| 1. The jubilant atmosphere at school | () a) all my friends today. |
| 2. I am going to see | () b) my friends touched my heart. |
| 3. The role-play on the 'Wondrous Women' performed by | () c) made me rush towards it. |
| 4. I would like to share those | () d) dialogues with you. |

76



Poor



Fair



Average



Good



Excellent

Signature of the Teacher

5

5. The Wondrous Women

Worksheet 5.2

Date

I. Read the text from the lesson and answer the following.

'Sravani as Mother Teresa.....wish you good luck.!'

Here are some words from the Reading Text. Arrange them in the alphabetical order. One has been done for you. Alphabetical order తో రాయండి.

human being	service	computer
beautiful	impossible	mathematics

- | | |
|---------------------|----------|
| 1. beautiful | 2. _____ |
| 3. _____ | 4. _____ |
| 5. _____ | 6. _____ |



II. Fill in the blanks using hints given below. Hints సహాయంతో ఖాళీలను పూరించండి.

service	earth	successful	lips	faith
---------	-------	------------	------	-------

- Helping hands are better than praying _____.
- In _____ alone you find happiness.
- I was very excited to view the beautiful blue _____ from space.
- Nothing is impossible if you have a strong _____.

III. Write everyday greetings you know. One has been done for you.

రకరకాల greetings లను రాయండి.



Poor



Fair



Average



Good



Excellent

Signature of the Teacher

77

5

5. The Wondrous Women

Worksheet 5.3

Date

I. Read the text from the lesson and answer the following.

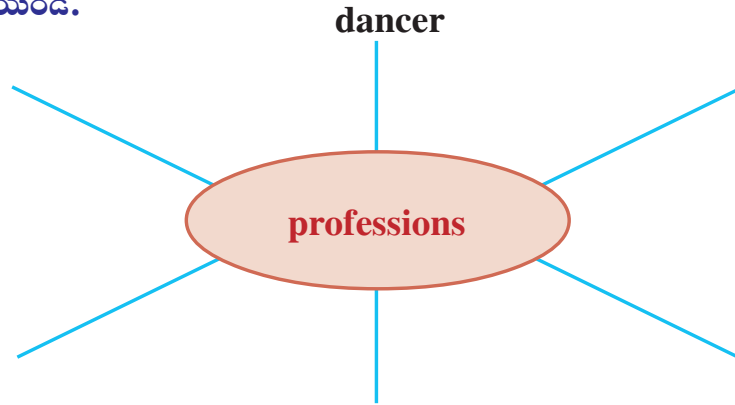
'Swapna asin all your efforts.'

Read the expressions and put a tick (✓) against the person who spoke.

Sl. No.	Expressions	M.S. Subbulakshmi	Yamini Krishna Murthy	Sarojini Naidu
1	Writing poetry is my hobby.			
2	I have a great passion for dance.			
3	Music is a special gift.			
4	Enhance your passions.			
5	Practice makes perfect.			

II. Name the professions you know. One has been done for you.

Professions రాయండి.



III. Write the missing letters to make meaningful words: పూరించండి.

1. m _ _ s _ _ c

4. d _ _ n c _ _

2. e _ _ _ o r t

5. p o _ _ t _ _ y

3. c _ _ a s s i _ _ a l

6. u _ _ g e

78



Poor



Fair



Average



Good



Excellent

Signature of the Teacher

5

5. The Wondrous Women

Worksheet 5.4

Date

I. Match the following pictures with their names: జతపరచండి.



Sarojini Naidu



M.S. Subbulakshmi



Kalpana Chawla



Mother Teresa

II. Make sentences using the table given below.

పట్టిక ఆధారంగా sentences రాయండి.

Writing poetry	is my hobby.
Reading books	
Dancing	
Gardening	
Playing cricket	




1. _____
2. _____
3. _____
4. _____
5. _____



Poor



Fair



Average



Good



Excellent

Signature of the Teacher

79

5

5. The Wondrous Women

Worksheet 5.5

Date

I. Reading Comprehension

Read the main reading text carefully and answer the following questions.

పాఠాన్ని చదివి కింది వాటికి జవాబులు ఇవ్వండి.

1. Who is the speaker in the passage?

A. _____

2. Why did she rush towards the school?

A. _____

3. Did her parents attend the occasion?

A. _____

4. Which activity touched her heart the most?

A. _____

II. Choose the correct answer.

1. M.S.Subbu Lakshmi is a _____ ()

a) singer b) dancer c) boxer

2. Shakunthala Devi is a _____ ()

a) social worker b) mathematician c) astronaut

3. Jhansi Lakshmibai fought with British in the _____ revolt ()

a) 1957 b) 1857 c) 1757

4. Mary Kom is a famous _____ ()

a) queen b) poet c) boxer

5. Sarojini Naidu is also a _____ ()

a) astronaut b) freedom fighter c) mathematician


80



Poor



Fair



Average



Good



Excellent

Signature of the Teacher

5

5. The Wondrous Women

Worksheet 5.6



Date

I. Read the first four paragraphs of the lesson on page no. 71, 72. Choose the correct meanings for the underlined words in the given sentences.

Passage ను చదివి సరైన జవాబును ఎంచి () లో ఉంచండి.

1. One after the other my schoolmates performed different activities. ()
a) entertained b) located
2. Out of all, the role-play on the 'Wondrous Women' performed by my friends touched my heart. ()
a) taught slowly b) moved emotionally
3. Let's be thankful to God for his mercy. ()
a) forgiveness b) gift
4. Travelling in the space is a wonderful experience. ()
a) free time b) the universe beyond the earth surface

II. Choose suitable synonyms to the underlined words in the sentences below and write in the spaces provided.

Underline చేసిన వాటికి synonyms రాయండి.

zeal, performed, spellbounds, adjust, guaranteed, attempts

e.g. Music enthralled human-beings.

spellbounds

1. I have a great passion for dance. _____
2. Continuous efforts and hard work lead to excellence. _____
3. I exhibited my courage. _____
4. Don't compromise, you can do it. _____

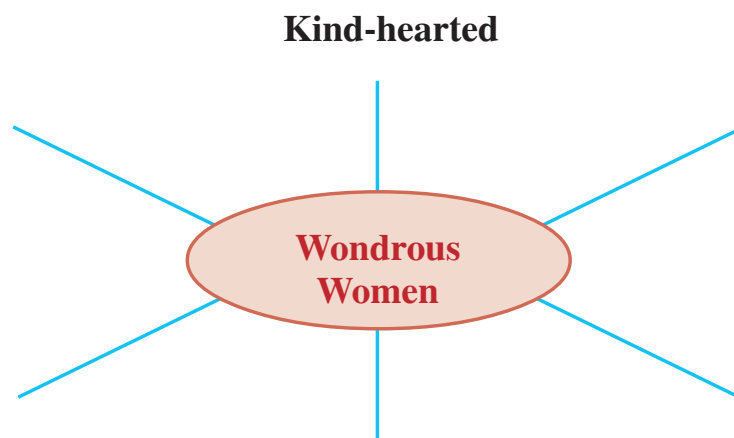
5

5. The Wondrous Women

III. Fill in the missing letters and practice the words. Words అను చదివి పూరించండి.

d i a l o g u e s	o c c a s i o n	e s s e n t i a l
__ i a l o g u e s	__ c c a s i o n	__ s s e n t i a l
d __ a l o g u e s	o __ c a s i o n	e __ s e n t i a l
d i __ l o g u e s	o c __ a s i o n	e s __ e n t i a l
d i a __ o g u e s	o c c __ s i o n	e s s __ n t i a l
d i a l __ g u e s	o c c a __ i o n	e s s e __ t i a l
d i a l o __ u e s	o c c a s __ o n	e s s e n __ i a l
d i a l o g __ e s	o c c a s i __ n	e s s e n t __ a l
d i a l o g u __ s	o c c a s i o __	e s s e n t i __ l

IV. Mention some inspiring qualities you have read in the lesson, 'The Wondrous Women'. Inspiring qualities అను రాయండి.



5

5. The Wondrous Women

Worksheet 5.7




Date

I. Look at the substitution table and write possible sentences using 'can', 'could', 'can't' and 'couldn't'. పట్టిక ఆధారంగా సరైన sentences అను రాయండి.

I	can	read English.
You	could	climb trees.
My grand mother	can't	help you.
They	couldn't	play tennis.

II. Find out the expression whether it is asking for permission/asking permission in a polite manner / ability or inability in the past: Fill the blanks. One has been done for you. సరైన Expressions అను ఎంచి రాయండి.

1. Can I sing a song? asking permission
(asking permission / asking permission in a polite way)
2. I couldn't go for a picnic. _____.
(ability in the past / inability in the past)
3. Could you lend me your book? _____.
(asking permission in a polite way / asking permission)
4. I could dance for hours together when I was practising. _____.
(inability in the past / ability in the past)
5. He speaks Urdu. He can't speak Telugu _____.
(ability / inability)



Poor



Fair



Average



Good



Excellent

Signature of the Teacher

83

5

5. The Wondrous Women

Worksheet 5.8



Date

I. Here is a speech on the Republic Day. Complete this speech using the hints given in the box. Hints సహాయంతో speech ని తయారుచేయండి.

Happy Republic Day

Republic Day

26th January

Gandhi, Bhagath Singh, Vallabhai Patel,
Lala Laj path Rai, Subhash Chandra
Bose.

Tri Colour flag

Constitution

creed, religion, colour, community, race

conclude my speech by

our country.

opportunity.



Respected headmaster and teachers and my dear friends, good morning!

This is Ramesh from class v. I'm excited to say something about the Republic Day.

First, I would like to greet you _____

We all know, we celebrate _____ on

_____ every year since 1950. From this day, the Constitution

of India came into force. We remember Dr. B. R. Ambedkar, the Chairman of the

Drafting Committee of our Constitution, and our great freedom fighters like

On this auspicious day we hoist our _____

in all public places.

84



Poor



Fair



Average



Good



Excellent

Signature of the Teacher

5

5. The Wondrous Women

India is a democratic country. Every citizen is equal in the eyes of law. All the fundamental rights and duties are drafted in the _____ of India. No one should suffer because of caste, _____.

With this I'd like to wish you all once again a happy Republic Day. Hope that we all get united to achieve the prosperity of _____.

Thank you one and all for giving me the _____.

Jai Hind!

II. Match the women with the fields they excelled in. Make sentences.

జతపరిచి వాక్యాలను రాయండి.

Women

Fields they excelled in

- | | | |
|--------------------------|-----|-------------------------------|
| 1. Mother Teresa | () | a) Mathematics |
| 2. M. S. Subbu Lakshmi | () | b) Classical dancing |
| 3. Sarojini Naidu | () | c) Aerospace |
| 4. Jhansi Lakshmibai | () | d) Social service |
| 5. Yamini Krishna Murthy | () | e) Boxing |
| 6. Shakunthala Devi | () | f) Carnatic music |
| 7. Mary Kom | () | g) Poetry |
| 8. Kalpana Chawla | () | h) First lady freedom fighter |

5

5. The Wondrous Women

Worksheet 5.9

Date

I. Imagine that your school is going on an excursion to Visakhapatnam. Now develop a conversation between you and your mother with the help of the hints.

Hints సహాయంతో conversation ను పూర్తిచేయండి.

- | | |
|-----------------------------------|--|
| - Good news | - are they charging |
| - that good news | - only two hundred |
| - going on an excursion | - which places |
| - You may go, where are you going | - planning to visit |
| - Thank you, mom, | - to see |
| - Visakhapatnam | - I'll prepare |
| - How many days | - I'll confirm my name for the excursion |
| - How many of you | |



You : Hai, mom! _____!

Mother : Well! May I know _____?

You : Yes, mom! Next week our school is _____

Mother : It's great! _____, _____?

You : _____! we are going to _____

Mother : _____ will you spend there?

You : About 3 days.

86



Poor



Fair



Average



Good



Excellent

Signature of the Teacher

5

5. The Wondrous Women

Mother : _____are planning to join?

You : About 40 students.

Mother : How much they _____from each student?

You : _____for our pocket money.

School is paying for the whole expenditure.

Mother : Great! _____will you visit?

You : We are _____the beach, the zoo, Kailashagiri etc.

Mother : Good! It's better _____the Submarine, the Shipyard, and the Light house etc.


You : Okay, mom! I will ask_____our Headmaster.

Mother : _____some snacks for you.

You : Thank you mom! Tomorrow, _____.

II. DICTATION: డిక్టేషన్.


Listen to the teacher carefully and write down the paragraph dictated by her / him.



Poor



Fair



Average



Good



Excellent

Signature of the Teacher

5

5. The Wondrous Women

Worksheet 5.10

Date

I. Reading Comprehension

Read the following passage carefully and answer the following question.

Passage ను చదివి కింది వాటికి జవాబులు ఇవ్వండి.

Savitribai Phule was born on 3rd January 1831 in Naigaon, Maharashtra. She worked for the upliftment of the woman, and their education. She spent her life for the development of woman education. Her husband Jyothi Rao Phule helped her attain high levels of education and live her life with her head held high. Savitri started India's first women's school for different castes in Bhidewada, Pune.



1. When was Savitribai Phule born?

A. _____.

2. How did she help the women?

A. _____.

3. How did her husband help her?

A. _____.

4. Where did she start the first school for women?

A. _____.

Your teacher will dictate some words. Write them down. డిక్టేట్ చేస్తాను.



88



Poor



Fair



Average



Good



Excellent

Signature of the Teacher

5

5. The Wondrous Women

I. Read the lesson and answer the following questions.

పాఠాన్ని చదివి జవాబులు రాయండి.

1. When do you get up?

A. _____

2. At what time do you go to school?

A. _____

3. How long do you stay at school?

A. _____

4. When do you play?

A. _____

5. At what time do you do your homework?

A. _____

6. How many times do you take meals?


A. _____



Poor



Fair



Average



Good



Excellent

Signature of the Teacher

5. The Wondrous Women

This image shows a blank sheet of white paper with horizontal blue ruling lines. A single vertical red margin line runs down the left side of the page. The lines are evenly spaced and extend across the entire width of the page. There is no handwriting or other markings on the paper.

[illegible]

This image shows a blank sheet of white paper designed for writing. It features horizontal blue ruling lines spaced evenly down the page. A single vertical red margin line runs parallel to the left edge, creating a narrow left margin. The top of the page has a light green header area, and the bottom right corner contains a small, faint circular logo.

This image shows a blank sheet of white paper designed for writing. It features horizontal blue ruling lines spaced evenly down the page. A single vertical red margin line runs parallel to the left edge, creating a narrow left margin. The top of the page has a small portion of a yellow header area visible.

6

6. The Wise Judgement

Worksheet 6.1

Date

I. Read the text from the lesson and answer the following.

'A poor traveller.....mouth water!'

Identify 6 - lettered words from the above passage and write their meanings with the help of a dictionary.

Passage లోని 6 - lettered words రాసి, వాటి అర్థాలను రాయండి.

6 - lettered words	Meaning

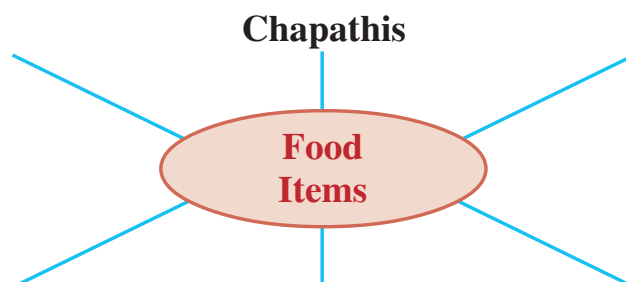
II. Fill in the blanks using the hints given in the box. Hints సహాయంతో ఖాళీలను పూరించండి.

penny cooking pot smell people town

1. A poor traveller was walking through the streets of a _____.
2. He had spent his last _____.
3. He saw several _____ sitting round the fire.
4. On the fire there was a large _____.

III. Write names of food items you know. One has been done for you.

Food items లను రాయండి.



94



Signature of the Teacher

6

6. The Wise Judgement

Worksheet 6.2

Date

I. Read the text from the lesson and answer the following.

'The owner.....the man doing this.'

Write some sentences using the table given below.

పట్టిక ఆధారంగా sentences రాయండి.

He		the piece of dry bread	out of his pocket.
Raju	took	the pencil	out of his bag.
Kamala		the money	out of his wallet.
Naveen		the flower	out of the vase.

II. Write the missing letters to make meaningful words: పూరించండి.

1. o _ n _ r

6. i _ a g i _ e

2. c _ s t o _ e r

7. s m e _ _

3. m _ n _ y

8. a _ g _ y

4. p _ c _ e t

9. h _ u s _ k _ _ p _ r

III. Write the words by adding -ly to the root words. '-ly' చేర్చుతూ words రాయండి.

1. slow + ly = slowly

2. quick + ly = _____

3. rough + ly = _____

4. smooth + ly = _____


5. love + ly = _____



Poor



Fair



Average



Good



Excellent

Signature of the Teacher

95

6

6. The Wise Judgement

Worksheet 6.3

Date

I. Read the text from the lesson and answer the following.

'He took holdto pay me.'

Find the past form of the verbs from the above paragraph and write them below. One has been done for you.

Passage లోని past form verbs ను గుర్తించి రాయండి.

- | | |
|----------|----------|
| 1. hold | 5. _____ |
| 2. _____ | 6. _____ |
| 3. _____ | 7. _____ |
| 4. _____ | 8. _____ |



II. Unscramble the letters to make meaningful words.

One has been done for you. సరిచేసి రాయండి.

- | | |
|-------------------------|-------------------|
| 1. ruond : <u>round</u> | 6. rettna : _____ |
| 2. nercor: _____ | 7. hlpede: _____ |
| 3. corut: _____ | 8. mells: _____ |
| 4. tratemagis: _____ | 9. edcook: _____ |
| 5. holarsc: _____ | 10. cedfor: _____ |

III. Circle the odd one from the following words. వేరుగా ఉన్న పదాన్ని circleచేయండి.

- | | | | |
|---------------|---------------------|------------|---------|
| 1. Nasruddin | eating-house keeper | poor man | pot |
| 2. meat-balls | chapathis | magistrate | rice |
| 3. court | angry | school | office |
| 4. himself | herself | themselves | scholar |


96



Poor



Fair



Average



Good



Excellent

Signature of the Teacher

6

6. The Wise Judgement

Worksheet 6.4

Date

I. Read the text from the lesson and answer the following.

'The scholar tookcontinue his journey.'

Match the expressions in the two columns to make meaningful sentences.

జతపరచండి.

1. "Yes sir, I can," () a) but why are you doing this?
2. "Now, can you still hear something ?" () b) continue his journey.
3. I can still hear the pennies shaking together () c) fair payment for the smell.
4. The sound of money is a () d) the eating-house keeper replied.
5. Let this poor traveller () e) the Scholar asked.

II. Find the rhyming words from the help box and write them in the space provided. Hints ఆధారంగా rhyming words రాయండి.

1. hook , shook
2. _____ , _____
3. _____ , _____
4. _____ , _____
5. _____ , _____
6. _____ , _____
7. _____ , _____
8. _____ , _____


hell jenny
good hook core
ear penny shook
pack mask msmell ask
poor food honey year
sound ask back
round money



Poor



Fair



Average



Good



Excellent

Signature of the Teacher

97

6

6. The Wise Judgement

Worksheet 6.5

Date

I. **Reading Comprehension.** కింది dialogue లను ఎవరు ఎవరితో అన్నారు.

Read the following sentences and write who said these lines to whom.

Dialogue	who said	to whom
Do you want to buy some meatballs?		
Yes sir, I can hear.		
Can you hear anything?		
Do you have anything to say on your side?		
I cannot pay him as he want.		
Sir, I am so grateful to you.		
Don't worry, I will pay him.		
I have therefore paid twice.		
I can still hear the pennies shaking but why are you doing this?		
Surely the sound of money is a fair payment for it, smell of meatballs.		

II. **Your teacher will dictate some words. Write them down.** డిక్టేషన్.



98



Poor



Fair



Average



Good



Excellent

Signature of the Teacher

6

6. The Wise Judgement

Worksheet 6.6



Date

I. A compound word is a word made up of two words that are joined together.

The words 'cooking' and 'pot' can be joined to make a compound word 'cooking pot'.

Circle the compound word in each group. Compound words ను circle చేయండి.

eating house	happiness	thunder
butter	peanut	bread
traveler	magistrate	house keeper
keyboard	computer	mouse
biscuit	cupcake	chocolate
whale	tortoise	starfish
sunglasses	mirror	spectacles
pillow	airbag	cushion

II. Fill in the blanks with appropriate word: సరైన జవాబును ఎంచి ఖాళీలను పూరించండి.

1. I am going to _____ a letter to my teacher. (write / right).
2. _____ are going? (where / wear)
3. The king and the queen welcomed _____ new prince. (their /there).
4. Put the dishes over _____ in the kitchen.(there / their).
5. These chocolates were _____ (brought / bought) from the shop but John _____ (bought / brought) this cake from home.
6. The shopping mall is _____ (quite / quiet) big but it is not _____ (quiet / quite) because there are so many people.



Poor



Fair



Average



Good



Excellent

Signature of the Teacher

99

6

6. The Wise Judgement

Worksheet 6.7



Date

I. Choose the correct verb forms and fill in the blanks:

సరైన verbs లను ఎంచి ఖాళీలను పూరించండి.

1. He always _____(bake / bakes) a cake.
2. Our parents _____(work / works) at the same place.
3. She _____(run / runs) to school when she is late.
4. Our teacher will write a note if we _____ (make / makes) mistakes.
5. The elephants _____(drink / drinks) a lot of water.
6. I often _____(draw / draws) pictures.
7. There _____(was / were) three flowers in the vase.
8. One of the cars _____(go / goes) very fast.

II. Change the following sentences into negative sentences.

Negative sentences తోకి మార్చండి.

1. My sister will have lunch with me tomorrow.
A. _____
2. I shall play football with you.
A. _____
3. The party will start at 7:30 p.m.
A. _____
4. Mohan will work in the library.
A. _____
5. My friends will write an examination next week.
A. _____

100



Poor



Fair



Average



Good



Excellent

Signature of the Teacher

6

6. The Wise Judgement

III. Unscramble the letters to make them meaningful adjectives and write in the blanks. సరిచేసి రాయండి.

1. proo : _____.
2. dielcuso : _____.
3. wsei : _____.
4. slmel : _____.
5. ruohg : _____.
6. sewet : _____.
7. hpayp : _____.
8. hnugyr : _____.



IV. Write sentences of your own using the adjectives given in III. One has been done for you. పైన ఇవ్వబడిన adjectives కి మీ own sentences లో రాయండి.

1. He has helped the *poor* through out his life.


2. _____.
3. _____.
4. _____.
5. _____.
6. _____.
7. _____.
8. _____.



Poor



Fair



Average



Good



Excellent

Signature of the Teacher

6

6. The Wise Judgement

Worksheet 6.8



Date

I. Read the following expression :

The traveller was so happy for the judgement given by the Scholar. He said
“It's so great of you!” సరైన expression ను రాయండి.

Match the given situations with the expressions which are in the help box.

Oh my God!

Ah, what a surprise!

Oh gosh! I'm confused!

Wow! That's great!

Hey! Be careful!

Situation

Expression

When I am scared I say

When I am surprised I say

When I am confused I say

When I am pleased I say

When I am concerned I say

II. Your teacher will dictate some words. Write them down. డిక్టేషన్.



102



Poor



Fair



Average



Good



Excellent

Signature of the Teacher

6

6. The Wise Judgement

Worksheet 6.9



Date

I. Notice:

A Notice Board consists of

The Title,

The Instructions / Agenda

The Addresser and

The Addressee

Now, write a Notice on SWATCHA PATASALA RALLY on the above guidelines.

Hints సహాయంతో Notice Board ను తయారుచేయండి.

NOTICE

All the parents, children and teachers are requested to attend the rally in the catchment area on Swatch Patasala.

*Date : _____

*Time : _____

*Venue: _____

Other details about the rally are available with_____.

P.M.C. Chairman



Poor



Fair



Average



Good



Excellent

Signature of the Teacher

103

6

6. The Wise Judgement

Worksheet 6.10

Date

I. Reading comprehension

Read the following passage carefully.

Passage ను చదివి కింది వాటికి జవాబులు ఇవ్వండి.

One day an illiterate man came to Mulla Nasruddin with a letter and said, "Mulla Nasruddin, please read this letter to me." Mulla looked at the letter but could not make out a single word. So he said to the man "I am sorry, I cannot read this." The man cried, "Mulla Nasruddin, you must be ashamed of wearing the turban'.



Mulla Nasruddin removed the turban from his own head and placed it on the head of the illiterate man and said, "There, now you wear the turban if it gives some knowledge, read the letter yourself."

Answer the following:

1. Why couldn't the man read the letter for himself?

A. _____

2. How did Nasruddin answer the man?

A. _____

3. What did the man want Nasruddin to do for him?

A. _____

4. What did you learn from the story?

A. _____

5. What is the meaning of 'illiterate' in the above passage?

A. _____

6

6. The Wise Judgement

I. Read the lesson and answer the following questions.

పాతాన్ని చదివి జనాబులు రాయండి.

1. Why did the traveller's mouth water?

A. _____

2. Why was the eating-house keeper angry?

A. _____

3. What was the demand of the eating-house keeper?

A. _____

4. How did the traveller satisfy his hunger?

A. _____

5. If you were the traveller in the story, how would you respond to the eating-house keeper's demand?

A. _____

6. Do you agree with the judgement of the Scholar? Why?


A. _____



Poor



Fair



Average



Good



Excellent

Signature of the Teacher

6. The Wise Judgement

This image shows a blank sheet of white paper with horizontal blue ruling lines. A single vertical red margin line is positioned on the left side of the page. The lines are evenly spaced and extend across the width of the page. There is no handwriting or other markings on the paper.

6. The Wise Judgement

[illegible]

6. The Wise Judgement

This image shows a blank sheet of white paper with horizontal blue ruling lines. A single vertical red margin line is positioned on the left side of the page. The paper is otherwise empty of any text or markings.

6. The Wise Judgement

[illegible]

Check Point - 3

Lessons - 5, 6

Date


I. Read the following paragraph and answer the following questions.

Let's all be thankful to God for his mercy. I see God in every human being. Service to human is service to God. 'Helping hands are better than praying lips'. So my dear children! Serve the needy. In service alone you find the true happiness. God bless you.

1. 'I see God in every human being'. who said these words? ()
a) Mother Teresa b) Shakuntala Devi c) Mary Kom
2. Why should we all be thankful to God? ()
a) for his mercy b) for his anger c) for his humour
3. 'Helping hands are better than praying lips.' - What does it mean? ()
a) pray to God b) serve the needy c) hands are good
4. What is the antonym of 'bless' ? ()
a) wish b) kind c) curse
5. Where do you find true happiness? ()
a) in service b) in wealth c) in quarrelling

II. Unscramble the letters to make meaningful adjectives and write in the blank.

1. proo : _____.
2. dielcluso : _____.
3. wsei : _____.
4. sewet : _____.
5. hpayp : _____.




III. Find out the expression whether it is asking for permission / asking permission in a polite manner / ability or inability / taking permission or giving permission and fill the blanks.

1. Can I sing a song? _____.
(asking permission / asking permission in a polite way)
2. I couldn't go for a picnic. _____.
(ability in the past / inability in the past)
3. Could you lend me your book? _____.
(asking permission in a polite way / asking permission)
4. He can speak Urdu. He can't speak Telugu _____.
(ability / inability)
5. You can go tomorrow. _____.
(taking permission / giving permission)

IV. Now, write a Notice on SWATCHA PATASALA RALLY.

NOTICE	
All the parents, children and teachers are requested to attend the rally in the catchment area on Swatch Patasala.	
*Date :	_____
*Time :	_____
*Venue:	_____
Other details about the rally are available with _____.	

P.M.C. Chairman	



Poor



Fair



Average



Good



Excellent

Signature of the Teacher

7

7. Kabaddi...Kabaddi...Kabaddi

Worksheet 7.1

Date

I. Read the given passage from the lesson.

'we can heargame of our state.'

Now, fill in the blanks with suitable words or phrases.

Passage ను చదివి ఖాళీలను పూరించండి.

1. Kabaddi is the official game of _____.
2. The chant of the game kabaddi is _____.
3. The game kabaddi is widely played in _____ state.
4. The game kabaddi is also known as _____.

II. Match the words with their opposite words. జతపరచండి.

1. small () a) unofficial
2. even () b) dislike
3. shade () c) uneven
4. like () d) big
5. official () e) light



III. Study the following table and make sentences. పట్టిక ఆధారంగా sentences రాయండి.

Some organisations		kabaddi competitions
Our teachers		examinations.
Our villagers	conduct	rangoli competitions.
Our friends		singing competitions.

1. _____
2. _____
3. _____
4. _____

112



Poor



Fair



Average



Good



Excellent

Signature of the Teacher

7

7. Kabaddi...Kabaddi...Kabaddi

Worksheet 7.2

Date

I. Read the given passage from the lesson.

'The game requires physical strength.'

Complete the following words by supplying the missing letters.

Passage ను చదివి words ను పూరించండి.

1. i n s t r _ _ m _ _ n t s
2. g _ _ m _ _
3. c o _ _ p _ _ r _ _ t _ _ o n
4. q _ _ _ c k

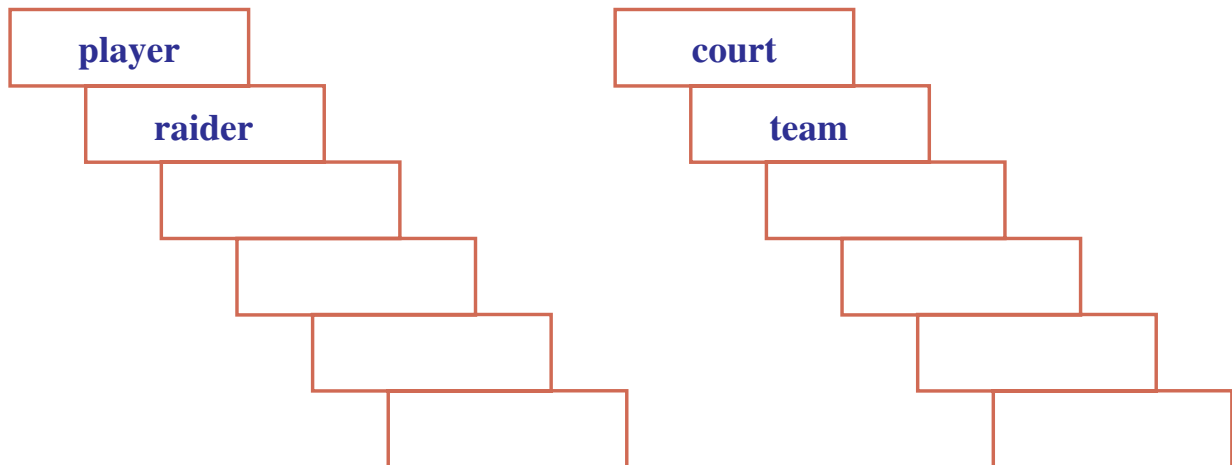


II. Refer to a dictionary and write the meanings of the following words.

Meanings రాయండి.

1. require = _____
2. quick = _____
3. response = _____
4. surface = _____


III. Observe the following pattern and continue the same. Make a new word with the last letter of the previous word. అంత్వాక్షరి words రాయండి.



Poor



Fair



Average



Good



Excellent

Signature of the Teacher

113

7

7. Kabaddi...Kabaddi...Kabaddi

Worksheet 7.3

Date

I. Read the given passage from the lesson.

'Kabaddi is aopponent's court.'

Fill in the blanks with suitable words or phrases. ఖాళీలను పూరించండి.

1. Kabaddi is a _____ game.
2. The player who crosses the centre line is called_____.
3. Kabaddi is played between _____ teams.
4. There are _____ players in each side.

II. Study the following table and write at least five sentences.

One has been done for you. పట్టిక ఆధారంగా sentences రాయండి.

	who crosses the centre line		a raider.
The player	who writes poetry		a poet.
The person	who takes care of her family	is called	a housewife.
The woman	who teaches		a teacher.
	who delivers letters		a postman.

e.g. The player who crosses the centre line is called a raider.

1. _____
2. _____
3. _____
4. _____

114



Poor



Fair



Average



Good



Excellent

Signature of the Teacher

7

7. Kabaddi...Kabaddi...Kabaddi

Worksheet 7.4

Date

I. Read the given passage from the lesson.

'Players are declared in the Olympics too.'

Fill in the blanks with suitable words or phrases.

Passageను చదివి ఖాళీలను పూరించండి.

1. Players are declared 'out' if they are _____.
2. Kabaddi is played in _____ of _____ minutes each.
3. The modern kabaddi game started all over India in _____.
4. Kabaddi is a favourite game in _____ countries.
5. Kabaddi is the national game of _____.

II. Write the plural forms of the following. Plurals రాయండి.

1. half halves
2. player _____
3. side _____
4. country _____
5. minute _____
6. team _____

III. Study the following table and make sentences. పట్టిక ఆధారంగా sentences రాయండి.

The players	exchange	their sides their ideas their information their caps
-------------	----------	---

1. _____
2. _____
3. _____
4. _____



Poor



Fair



Average



Good



Excellent

Signature of the Teacher

115

7

7. Kabaddi...Kabaddi...Kabaddi

Worksheet 7.5

Date

I. Reading Comprehension: పాఠాన్ని చదివి 'True' / 'False' రాయండి.


Do the following exercise based on the reading text.

Read the following statements and write true (T) or false (F).

1. Kabaddi game needs a big ground to play. ()
2. Kabaddi is meant for boys only. ()
3. Team management is required to play Kabaddi. ()
4. Players are declared 'not out' if they are tagged or tackled. ()

II. Match the expressions in the two columns to make them into meaningful sentences. జతపరచండి.

1. Kabaddi is a () a) is called the raider.
2. The player who crosses () b) contact team game.
the centre line
3. Kabaddi promotes () c) started all over India in 1930.
4. In between the two halves () d) mental and physical strength.
5. Modern Kabaddi game () e) there is a five minute break.



116



Poor



Fair



Average



Good



Excellent

Signature of the Teacher

7

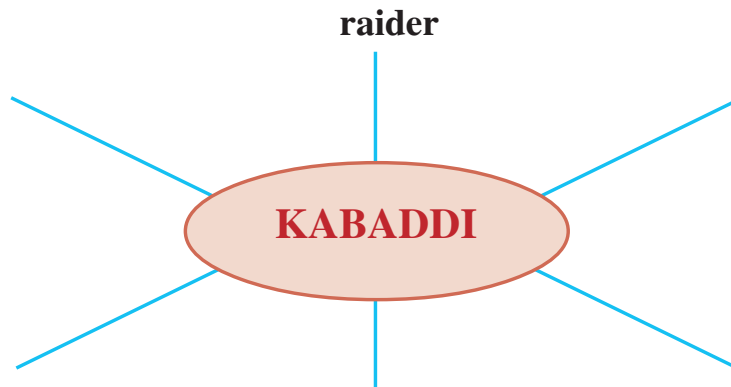
7. Kabaddi...Kabaddi...Kabaddi

Worksheet 7.6



Date

- I. Write the words related to Kabaddi game. One has been done for you.
Kabaddi సంబంధించిన words రాయండి.




- II. Make a new word by adding the given suffix. Suffix అను చేర్చి పదాలను రాయండి.

- | | |
|------------------------|---------------------------|
| 1. chant + ing = _____ | 6. close + ness = _____ |
| 2. sleep + ing = _____ | 7. cash + less = _____ |
| 3. power + ful = _____ | 8. mercy + less = _____ |
| 4. house + ful = _____ | 9. govern + ment = _____ |
| 5. dark + ness = _____ | 10. enroll + ment = _____ |

- III. Refer to a dictionary and write the synonyms of the following words.

Dictionary సహాయంతో synonyms రాయండి.


- | | |
|--------------|---------|
| 1. specific | = _____ |
| 2. equipment | = _____ |
| 3. widely | = _____ |
| 4. tackle | = _____ |
| 5. popular | = _____ |



Poor



Fair



Average



Good



Excellent

Signature of the Teacher

117

7

7. Kabaddi...Kabaddi...Kabaddi

Worksheet 7.7



Date

I. Linkers are words or phrases that we use to link ideas in a sentence logically.

Identify and underline the linkers in the following sentences:

Linkers అను గుర్తించి underline చేయండి.

1. Playing games such as football, volleyball and cricket develops concentration.
2. He works hard but he doesn't earn much.
3. The company is expanding, similarly its profits too.
4. The football match was postponed at the time of rain.
5. We can see many animals in the zoo, such as lions, tigers, bears etc.

II. Choose the suitable adverbs from the hint box to strengthen the verbs in these sentences. సరైన adverbs అను ఎంచి ఖాళీలను నింపండి.

attentively	sweetly	bravely	happily
quickly	quietly	lovingly	accurately

1. The children played in the street _____
2. Leela sang a song for her friend's birthday _____
3. Vijaya listened to the lesson _____
4. Salomi spoke to her sister _____
5. Malli stroked his pet dog _____
6. Harsha threw the ball on to the mid-wicket _____
7. Soldiers fight for us _____

118



Poor



Fair



Average



Good



Excellent

Signature of the Teacher

7

7. Kabaddi...Kabaddi...Kabaddi

Worksheet 7.8



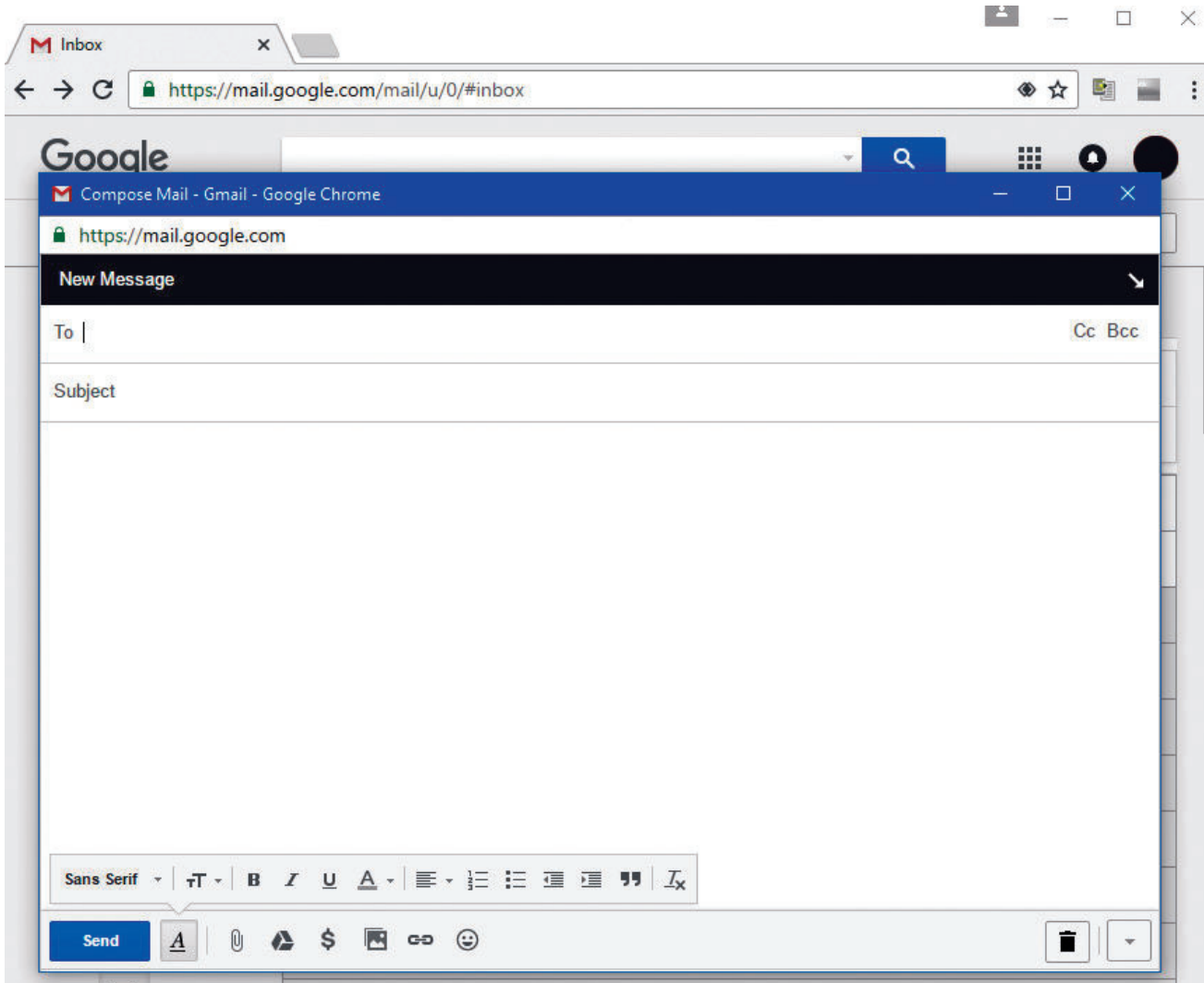
Writing

Date

I. Write an email to your friend using the following clues.

Received your mail, annual sports day, 10th January, many events, took part, won, three prizes, SMC chairman, chief guest, short speech, gave prizes, reply soon.

Use the following template: Hints సహాయంతో email రాయండి.



rediffmail

7

7. Kabaddi...Kabaddi...Kabaddi

II. Write about your favourite game. నీ favourite game గురించి రాయుము.

My favourite game

1. My favourite game is _____
2. I play this game with my _____
3. I have been playing this game since _____
4. I often play this game _____
5. I like it because _____

III. Write a paragraph on your favourite game using the above information.

పైన రాసిన information సహాయంతో Paragraph ను రాయండి.

My favourite game

My favourite game is _____



120



Poor



Fair



Average



Good



Excellent

Signature of the Teacher

7

7. Kabaddi...Kabaddi...Kabaddi

Worksheet 7.9



Date

I. Put the capital letter, full stop, comma, question mark, exclamatory mark and quotation marks wherever necessary and rewrite.

సరైన punctuation తో తిరిగి రాయండి.

1. It was friday night mohan was relaxing in a chair he was watching his favourite TV show his mother was in kitchen cleaning dishes pots and pans.

A. _____

2. Feeling tired she decided to take rest. mohan noticed his mother going to bed early.

A. _____

3. He asked are you alright, mom 'i am okay but i need to take rest for a while she replied.

A. _____

II. DICTATION: డిక్టేషన్.


Listen to the teacher carefully and write down the paragraph dictated by her/him.



Poor



Fair



Average



Good



Excellent

Signature of the Teacher

121

7

7. Kabaddi...Kabaddi...Kabaddi

Worksheet 7.10

Date

I. Reading comprehension

Read the following passage and answer the questions given after.

Passage ను చదివి కింది వాటికి జవాబులు ఇవ్వండి.

There are so many ways to exercise, both alone and with friends. Team sports are one of the best ways. Team sports allow healthy competition. You can't always win, but you can certainly try your best to win! Team sports are also a lot more fun than doing something alone. There are a lot of different sports. Do you like action sports? Try karate, football, boxing, hockey, taekwondo, rugby, or other sports like that. Do you like having to hit and catch a ball? Try basketball, baseball, volley ball, tennis, cricket, or similar sports. Try a whole bunch of sports. Each one is fun in a different way. Enjoy a healthy life style and have fun at the same time.

- What are the uses of team sports?
A. _____.
- Which among the following games is NOT an action game? ()
a) boxing b) rugby c) tennis
- What type of game is cricket? ()
a) solo game b) team sport c) action sport
- Team sports allow _____ ()
a) healthy competition b) unhealthy competition c) disputes
- Meaning of 'bunch' in this passage is _____ ()
a) many b) flowers c) sports



122



Poor



Fair



Average



Good



Excellent

Signature of the Teacher

7

7. Kabaddi...Kabaddi...Kabaddi

I. Read the lesson and answer the following questions.

పాఠాన్ని చదివి జవాబులు రాయండి.

1. What is the most popular game in rural Andhra Pradesh?

A. _____

2. What are the two essential things needed for playing kabaddi?

A. _____

3. Who is called a raider?


A. _____

4. When are the players declared 'out' in kabaddi?

A. _____

5. What is the meaning of Pro-Kabaddi?

A. _____



Poor



Fair



Average



Good



Excellent

Signature of the Teacher

7. Kabaddi...Kabaddi...Kabaddi

This image shows a blank sheet of white paper with horizontal blue ruling lines. A single vertical red margin line runs down the left side of the page. The lines are evenly spaced and extend across the entire width of the page. There is no handwriting or other markings on the paper.

[illegible]

7. Kabaddi...Kabaddi...Kabaddi

This image shows a blank sheet of white paper with horizontal blue ruling lines. A single vertical red margin line runs down the left side of the page. The lines are evenly spaced and extend across the entire width of the page. There is no handwriting or other markings on the paper.

7. Kabaddi...Kabaddi...Kabaddi

This image shows a blank sheet of white paper with horizontal blue ruling lines. A single vertical red margin line runs down the left side of the page. The lines are evenly spaced and extend across the width of the page. There is no handwriting or other markings on the paper.

8

8. A Birthday Letter

Worksheet 8.1

Date

I. Read the given passage from the lesson.

'My dear Indira, in this great drama.'


Now, fill in the blanks with suitable words or phrases.

Passage ను చదివి కింది వాటికి జవాబులు ఇవ్వండి.

1. On your birthday you have been in the habit of receiving _____ and _____.
2. My presents cannot be very _____ or _____.
3. Jawaharlal Nehru dislikes sermonizing and doing out _____.
4. The magic of Bapuji's message has stolen the hearts of millions of _____ and _____.

II. Match the words with their opposite words. Opposite words లతో జతపరచండి.

- | | | |
|--------------|-----|----------------|
| 1. always | () | a) receive |
| 2. high | () | b) foolish |
| 3. send | () | c) unfortunate |
| 4. wise | () | d) low |
| 5. fortunate | () | e) never |



III. Your teacher will dictate some words. Write them down. డిక్టేషన్.



8

8. A Birthday Letter

IV. Study the following table and write at least five sentences. One has been done for you. పట్టిక ఆధారంగా sentences రాయండి.

I		receiving presents	
You		learning English	
We	have been	helping elders	for a few years
He	has been	writing stories	for a few months
She		reading a book	

e.g. I have been receiving presents for a few years.

- _____
- _____
- _____
- _____
- _____

V. Read the following words from the reading text and identify its opposite words (Antonyms) from the pair of words given. One has done for you.

సరైన Antonyms గుర్తించి circle చేయండి.

S.No.	Word	Opposite word (Antonym)	
1	high	short	tall
2	best	worst	excellent
3	imagine	doubt	assume
4	truth	fact	false
5	unworthy	degrading	worthy



Poor



Fair



Average



Good



Excellent

Signature of the Teacher

8

8. A Birthday Letter

Worksheet 8.2

Date

I. Read the given passage from the lesson. Passage ను చదివి ఖాళీలను పూరించండి.

'what part shall we play loving father.'

Complete the following words by supplying the missing letters.

1. d _ s _ r e

7. f r _ _ n d

2. a f _ a _ d

8. c h _ _ d

3. b r _ v e

9. s _ r _ n e

4. f r _ _ d _ m

10. l _ t t _ r

5. h _ d e

11. s _ l d _ _ r

6. l e _ d _ r s h _ p

12. s _ r v _ c e

II. Refer to a dictionary and write the meanings of the following words.

Dictionary సహాయంతో meanings రాయండి.

1. decide = _____

2. desire = _____

3. serene = _____

4. hide = _____

5. secrecy = _____

III. Your teacher will dictate some words. Write them down. డిక్టేషన్.



8

8. A Birthday Letter

IV. Read the following words from the reading text and write its synonym and antonym, selecting from the words given. One has been done for you.

Base words లకు Synonym, Antonym లను రాయండి.

hidden	clever	dear	freeze	ever
start	known	never	foolish	enemy

S.No.	Synonym	Base word	Antonym
1	great	good	bad
2		stop	
3		always	
4		secret	
5		wise	
6		friend	

V. Study the following table and write at least five sentences. One has been done for you. పట్టిక ఆధారంగా sentences రాయండి.

I		do(es) anything in secret.
You		fight(s) with others.
We	never	use(s) plastic.
They		eat(s) junk food.
He		come(s) late to school.

e.g. I never do any thing in secret.

- _____
- _____
- _____
- _____
- _____



Poor



Fair



Average



Good



Excellent

Signature of the Teacher

131

8

8. A Birthday Letter

Worksheet 8.3

Date

I. Do the following exercises based on the reading text.

Fill in the blanks by choosing the appropriate answer given in the brackets.

సరైన జవాబులను ఎంచి ఖాళీలను పూరించండి.

- At the time of writing this letter, Nehru was in _____.
(Naini prison / Lahore prison)
- _____ led the great freedom movement. (Ambedkar / Gandhiji)
- In the great freedom movement, there was no room for _____.
(secrecy / publicity)
- 'Stolen the hearts' means, _____. (discouraged / inspired)

II. Here are some statements based on the letter. Put a tick (✓) mark in the column, if the statement is true and put (X) mark if the statement is false.

సరైన statementకు ✓ కానిచో X పెట్టండి.

S. No.	Statements	✓ / X
1	Nehru was imprisoned for taking part in the freedom movement.	
2	Indira never got any present on her birthday.	
3	Nehru always enjoyed advising his daughter.	
4	Writing a letter is not equal to a discussion because it is always one sided process.	
5	History speaks of great periods only of the nations, men and women.	
6	The desire to hide anything shows that you are brave.	
7	Under Bapuji's leadership there was no scope for secrecy or hiding.	

132



Poor



Fair



Average



Good



Excellent

Signature of the Teacher

8

8. A Birthday Letter

Worksheet 8.4



Date

I. Fill in the blanks with the opposite words of the underlined words, choosing from the box. Opposite words తో ఖాళీలను పూరించండి.

cold shortest warm fast found

1. Have you lost your pen? Yes, but I have _____ it.
2. I like a hot lunch. But not a _____ one
3. Raju is the tallest boy in our class. But Ramu is the _____ of all.
4. Today is cool outside. But yesterday was _____.
5. I am a slow runner but Sujay is a _____ runner.

II. Choose the correct word and write it in the box provided.

సరైన దాన్ని ఎంచి జవాబు రాయండి.

S.No.	Question	Examples	Answer
1	The letter L is silent in the word	halves / valves	
2	The letter T is silent in the word	bullet / depot	
3	The letter P is silent in the word	receipt / intercept	
4	The letter B is silent in the word	humbly/dumbness	
5	The letter K is silent in the word	key / knee	

8

8. A Birthday Letter

I. Matching - Antonyms. Antonyms తో జతపరచండి.

Draw a line to match the antonyms below.

new	quiet
fast	none
tall	slow
loud	short
all	light
go	old
dark	stop



II. Read the following sentences from the reading text and observe the meanings of the underlined words. Rewrite the same sentences using suitable synonym from the word pool given below.

ఇచ్చిన sentences లను synonyms చేర్చి తిరిగి రాయండి.

oppose inspired accepting confident agree

1. On your birthday you have been in the habit of receiving presents and good wishes.
2. You know sweetheart, how I dislike sermonizing and doling out good advice.
3. Bapuji is in prison, but the magic of his message has stolen the hearts of India's millions.
4. It is no easy matter to decide what is right and what is not.
5. Be brave, and all the rest follows you.

8

8. A Birthday Letter

Worksheet 8.6



Date

I. In the following sentences, either a full stop or a question mark is missing. Put the correct punctuation marks wherever necessary and rewrite the sentences in the spaces given after them.

సరైనచోట punctuation marks ఉంచి తిరిగి రాయండి.

1. Are you keeping okay

A. _____

2. I think you are alright

A. _____

3. Can I expect a reply from you soon

A. _____

4. Convey my regards to your parents

A. _____

5. Thank you very much

A. _____

6. Do you like to join our trip to Horsley Hills

A. _____

7. Have you read the biography of Pandit Nehru

A. _____

8

8. A Birthday Letter

II. Punctuate the following paragraph by using full stops, capital letters, and question marks and rewrite it in the space given below.

సరైన Punctuationతో paragraph ను తిరిగి రాయండి.

i have written a very long letter to you and yet there is so much i would like to tell you how can a letter contain it Good bye little one and may you grow up into a brave soldier in india's service

I have _____

III. DICTATION: డిక్టేషన్.

Listen to the teacher carefully and write down the paragraph dictated by her/him.






Poor



Fair



Average



Good



Excellent

Signature of the Teacher

137

8

8. A Birthday Letter

Worksheet 8.7



Date

I. Write a letter to your friend using the following hints. Read and understand the following. Hints సహాయంతో letter ను పూర్తిచేయండి.

Heading : Write date and your place.

Greeting : Write something like Dear _____ (your friend's name)

Body : Write your message here.

Hints : My father - presented - birthday gift - a book - letters of Pandit Nehru to Indira - speaks - father's love - inspired a lot - suggest you - read such.

Closing : Write a short expression followed by a comma.

Hints : Let me know - your opinion - book.

Signature : Write your name here.

Address on the envelope : write the address of your friend.

Now start writing your letter.

(Heading) Place _____

Date _____

Dear _____, (Greeting)

_____ (Body)

_____ (Closing)

(Signature)

_____ (Address on the envelope)

138



Poor



Fair



Average



Good



Excellent

Signature of the Teacher

8

8. A Birthday Letter

Worksheet 8.8

Date

I. Reading comprehension

Read the following passage and answer the questions given.

Passage ను చదివి కింది వాటికి జవాబులు ఇవ్వండి.

Pandit Jawaharlal Nehru was extremely fond of children and loved them very much. Children also used to call him 'Chacha Nehru'. It was because of his love for the children, his birthday the 14 November is celebrated as the Children's Day in India. Jawaharlal Nehru always stressed on the importance of showering love and affection on children. The main purpose of celebrating his birthday as the Children's Day is to encourage the welfare of children all over the country.

Pandit Jawaharlal Nehru was one of the most popular national and international leaders. He is considered as the maker of modern India, because he brought in remarkable changes as the first Prime Minister of India.

Answer the following questions.

1. Who is the first Prime Minister of India?
A. _____
2. Why do we celebrate the birthday of Jawaharlal Nehru as the Children's Day?
A. _____
3. What is the main aim behind celebrating the Children's Day?
A. _____
4. 'Jawaharlal Nehru was one of the most popular national and international leaders'. What do you understand by the word 'popular'?
A. _____
5. Do you like Jawaharlal Nehru? Why?
A. _____

8

8. A Birthday Letter

II. Fill in the blanks by choosing appropriate word given in brackets.

1. Jawaharlal Nehru is well known for his _____ for children.
(love / hate)
2. The Children's Day is celebrated on _____.
(14 October / 14 November)
3. The meaning for the word 'modern' is _____. (new / old)
4. The opposite word for 'love' is _____. (like / hate)
5. Children fondly called Nehru _____. (Bapuji / Chacha Nehru)



III. Your teacher will dictate some words. Write them down. దిక్టేషన్.



8

8. A Birthday Letter

I. Read the lesson and answer the following questions. పాఠాన్ని చదివి జవాబులు రాయండి.

1. On what occasion did Nehru write this letter to his daughter Indira?

A. _____

2. Why can he not send her a 'material or solid' present?

A. _____

3. What advice did Indira get from her father?

A. _____

4. Who became India's soldiers of freedom?

A. _____

5. What does it mean if you desire to hide something?

A. _____

6. Who has inspired millions of Indians to fight for freedom?


A. _____



Poor



Fair



Average



Good



Excellent

Signature of the Teacher

8

8. A Birthday Letter

[illegible]

8. A Birthday Letter

[illegible]

8

8. A Birthday Letter

This image shows a blank sheet of white paper with horizontal blue ruling lines. A single vertical red margin line runs down the left side of the page. The lines are evenly spaced and extend across the width of the page. There is no handwriting or other markings on the paper.

Check Point - 4

Lessons - 7, 8

Date

I. Read the following passage.

We can hear the cant of *Kabaddi, Kabaddi, Kabaddi* mostly in the villages of India. Children play this game in schools, small grounds and even in the shade of trees. It is the game of all age groups. Both the boys and girls like this game very much. During the festivals and fairs, some organizations conduct Kabaddi competitions. The game is widely played in Andhra Pradesh. It is also known as **chedugudu**. It is the official game of our state.

Answer the following questions.

1. What is the official game of our state?
A. _____
2. Where can we play Kabaddi?
A. _____
3. Which is your favorite game?
A. _____
4. Why do most people like to play Kabaddi?
A. _____
5. When do the organizations conduct this game?
A. _____

II. Match the words in column A with the suitable antonyms in column B.

- | A | | B | |
|--------------|-----------|----------------|--|
| 1. unworthy | () | a. unfortunate | |
| 2. fortunate | () | b. like | |
| 3. dislike | () | c. give | |
| 4. truth | () | d. worthy | |
| 5. receive | () | e. false | |



Poor



Fair



Average



Good



Excellent

Signature of the Teacher

III. Choose the correct word and write it in the box provided.


S.No.	Question	Examples	Answer
1	The letter L is silent in the word	walk/ clock	
2	The letter T is silent in the word	listen/ light	
3	The letter H is silent in the word	honest / house	
4	The letter R is silent in the word	forum/ farm	

IV. Make a new word by joining the given suffix to the root word and write it in the space given below.

S.No.	Root word	Suffix	New word
1	jump	-ing	
2	build	-er	
3	wash	-able	
4	read		

V. Put the adverbs of frequency given in the brackets at the appropriate place.

- We listen to the patriotic songs. (often)
A. _____
- Our school children go to field trips. (sometimes)
A. _____
- My grandfather gets angry. (never)
A. _____
- Our neighbour Sameer goes to namaz every Friday. (usually)
A. _____
- My grandmother avoids sugar in tea. (sometimes)
A. _____



Signature of the Teacher

VI. Write a letter to your friend using the following hints. Read and understand the following. Hints సహాయంతో letter ను పూర్తిచేయండి.

Heading : Write date and your place.

Greeting : Write something like Dear _____ (your friend's name)

Body : Write your message here.

Hints : My father - presented - birthday gift - a book - letters of Pandit Nehru to Indira - speaks - father's love - inspired a lot - suggest you - read such.

Closing : Write a short expression followed by a comma.

Hints : Let me know - your opinion - book.

Signature : Write your name here.

Address on the envelope : write the address of your friend.

Now start writing your letter.

(Heading) Place _____

Date _____

Dear _____, (Greeting)

_____ (Body)

_____ (Closing)

(Signature)

_____ (Address on the envelope)

