

1.1 Introduction



1.2 Notes

Step 1. Start with the Vocabulary section.

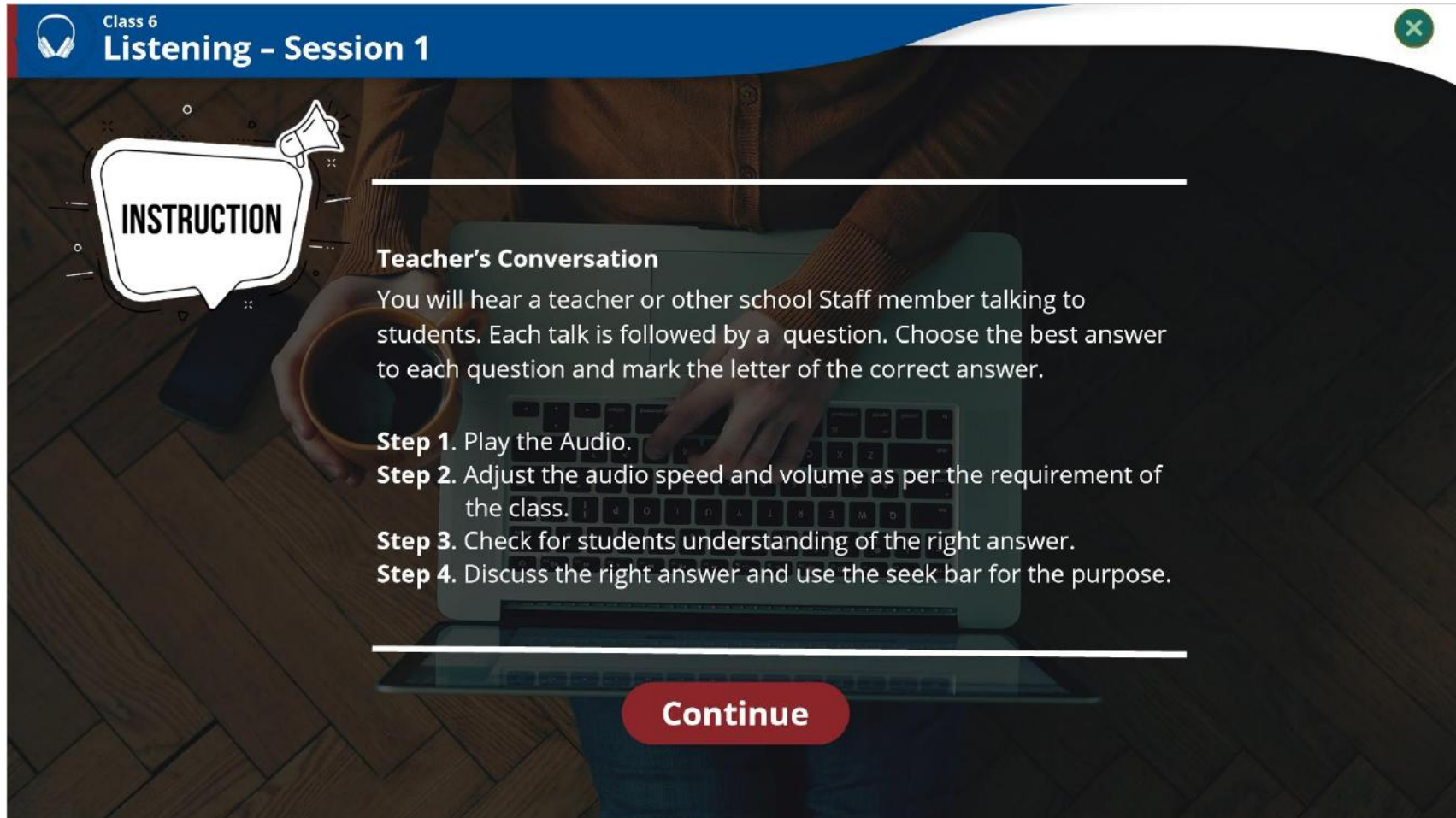
Step 2. Clarify the meaning and usage of each word to the students.

Step 3. Have each student create a sentence for every word. Make sure at least 20 students participate.

Step 4. Assist students in forming sentences using proper English. Emphasize correctness over complexity.

Word	Meaning	Example Sentence
Unique	Something very special and different	My cat is unique because she has different colored eyes.
Exciting	Making you feel happy and full of energy	The birthday party was exciting, and we played games.
Presentation	Showing and talking about something	In school, I did a presentation about my favorite book.
Showcase	Displaying the best and most important things	The museum will showcase beautiful paintings and sculptures.
Creativity	Making or thinking of new and interesting things	Drawing and coloring require a lot of creativity.

Word	Meaning	Example Sentence
Embarking	Starting or beginning something	We are embarking on a journey to explore the nearby forest.
Fascinating	Very interesting and making you curious	The butterfly garden is fascinating because of its colorful butterflies.
Landmarks	Special places that are easy to recognize	The tall mountain is a landmark that can be seen from far away.
Traditions	Things that people do the same way for a long time	Our family has a tradition of cooking together on holidays.
Assistance	Help or support from someone	The teacher offered assistance when the students had questions.



Class 6
Listening - Session 1

INSTRUCTION

Teacher's Conversation

You will hear a teacher or other school Staff member talking to students. Each talk is followed by a question. Choose the best answer to each question and mark the letter of the correct answer.


Step 1. Play the Audio.
Step 2. Adjust the audio speed and volume as per the requirement of the class.
Step 3. Check for students understanding of the right answer.
Step 4. Discuss the right answer and use the seek bar for the purpose.

Continue

1.3 Teacher's Notes:

This session works best in landscape mode.

The next part focuses on Listening Skills and is Activity 1 out of 4.

1. Start by playing the audio using the  icon below.
2. Adjust the volume as needed for the class.
3. Replay the audio about 5 times, so students can listen and understand.
4. Choose at least 10 students to answer the questions.
5. Play the audio again. Pause at times to check if students understand the answers.
6. Discuss the correct answers and the words used in the audio with the class.

The script for the audio file is provided after the Correct Answer page.

1.4 Activity 1 - Teacher's Conversation



< Click the Audio icon to play the video.

Class 6
Listening - Session 1

Teacher's Conversation
Listen to a teacher discussing a unique project with her students.
1. What is the teacher's task for the students?

☐ A. Read a book
☐ B. Solve math problems
☐ C. Create a short presentation
☐ D. Learn about animals

Show answer


A large, stylized question mark inside a light blue circle with a dotted border.

Audio Script: Activity 01


Narrator: Listen to a teacher discussing a unique project with her students.


Teacher: Good morning, class! Today is the beginning of something exciting. We are starting a unique project where you can pick a topic you like. Your task is to create a short presentation using your ideas. If you have questions or need help, remember I am here. This project is a fantastic opportunity for you to showcase your creativity. So, pick a topic that interests you, use your imagination, and let us make learning together an enjoyable adventure!

Answer - Activity 1


 Class 6


Listening – Session 1





**Teacher's Conversation**
Listen to a teacher discussing a unique project with her students.

1. What is the teacher's task for the students?


 ☐ A. Read a book

 ☐ B. Solve math problems

 ☒ C. Create a short presentation

 ☐ D. Learn about animals

Next



1.5 Activity 2 - Teacher's Conversation



< Click the Audio icon to play the video.

Class 6
Listening - Session 1

Teacher's Conversation
Listen to a teacher discussing a Geography project with her students.
2. What is the teacher encouraging the students to do today?

☐ A. Explore books

☐ B. Solve math problems

☐ C. Conduct a Science experiment

☐ D. Create a Geography presentation

Show answer


A large, stylized question mark inside a light blue circle with a dotted border.

Audio Script: Activity 02


Narrator: Listen to a teacher discussing a Geography project with her students.


Teacher: Greetings, explorers! Today, we're embarking on a fascinating journey through Geography. Each of you will choose a country to study. Research its culture, landmarks, and traditions. Create a presentation to share with the class. Remember, Geography is not just about maps; it's about understanding the world around us. If you have questions, don't hesitate to ask. Let's make our classroom a global classroom!

Answer - Activity 2


 Class 6


Listening - Session 1





 **Teacher's Conversation**
Listen to a teacher discussing a Geography project with her students.

2. What is the teacher encouraging the students to do today?


 ☐ A. Explore books

 ☐ B. Solve math problems

 ☐ C. Conduct a Science experiment

 ☒ D. Create a Geography presentation


Next




1.6 Activity 3 - Teacher's Conversation




< Click the Audio icon to play the video.

 Class 6

Listening – Session 1




**Teacher's Conversation**
Listen to a teacher talking to her students about a music lesson.

3. What is the teacher encouraging the students to do today?

- ☐ A. Solve Math problems
- ☐ B. Explore books
- ☐ C. Play a tune on the keyboard
- ☐ D. Create a Geography presentation

Show answer




Audio Script: Activity 03


Narrator: Listen to a teacher talking to her students about a music lesson.


Teacher: Hello, musicians! Today, we're exploring the world of musical instruments. Each of you will have the opportunity to play a simple tune on a keyboard. Don't worry if you're a beginner; we're here to learn together. Feel the rhythm, enjoy the music, and let's create beautiful sounds in our classroom. If you have any questions or need assistance, please don't hesitate to ask. Let the melody begin!

Answer - Activity 3


 Class 6


Listening - Session 1





**Teacher's Conversation**
Listen to a teacher talking to her students about a music lesson.

3. What is the teacher encouraging the students to do today?


 ☐ A. Solve Math problems

 ☐ B. Explore books

 ☒ C. Play a tune on the keyboard

 ☐ D. Create a Geography presentation

Next



1.7 Thank you

